



US00D652035S

(12) **United States Design Patent**
Ferrari et al.

(10) **Patent No.:** **US D652,035 S**
(45) **Date of Patent:** **** Jan. 10, 2012**

(54) **HANDHELD ELECTRONIC DEVICE**

(56) **References Cited**

(75) Inventors: **Marco Sixtus Ferrari**, Waterloo (CA);
Todd Andrew Wood, Toronto (CA);
Ingve Holmung, Toronto (CA); **Di Tao**,
Toronto (CA); **Min Zhu**, Waterloo (CA);
Anders Fahrendorff, Ottawa (CA)

(73) Assignee: **Research In Motion Limited**, Waterloo,
Ontario (CA)

(**) Term: **14 Years**

(21) Appl. No.: **29/388,145**

(22) Filed: **Mar. 24, 2011**

U.S. PATENT DOCUMENTS

D593,551	S	*	6/2009	Ferrari et al.	D14/341
D593,552	S	*	6/2009	Ferrari et al.	D14/341
D603,401	S	*	11/2009	Hofer et al.	D14/346
D609,233	S	*	2/2010	Wood et al.	D14/341
D611,048	S	*	3/2010	Wood et al.	D14/341
D612,849	S	*	3/2010	Ferrari et al.	D14/346
D613,743	S	*	4/2010	Matsuoka	D14/432
D617,307	S	*	6/2010	Wood et al.	D14/203.7
D618,653	S	*	6/2010	Kim et al.	D14/138 AD
D622,721	S	*	8/2010	Wood et al.	D14/341
D624,075	S	*	9/2010	Corley et al.	D14/346
D624,538	S	*	9/2010	Corley et al.	D14/346
D629,376	S	*	12/2010	Choi et al.	D14/138 G
D641,356	S	*	7/2011	Ferrari et al.	D14/346

* cited by examiner

Related U.S. Application Data

(63) Continuation of application No. 29/385,061, filed on
Feb. 8, 2011.

(51) **LOC (9) Cl.** **14-02**

(52) **U.S. Cl.** **D14/341**

(58) **Field of Classification Search** D14/341-347,
D14/137, 138, 138.1, 138 AA, 138 R, 138 AB,
D14/138 AC, 138 AD, 138 C, 138 G, 496,
D14/203.1, 203.3, 203.4, 203.5, 203.6, 203.7,
D14/426, 427, 428, 432, 429, 129, 130, 420,
D14/439-441, 448, 125, 147, 156, 218, 247-248,
D14/250, 389, 336; D10/65, 104; D18/6-7;
D21/29, 686, 33, 324, 329, 330; D19/60;
345/169, 901, 905; 348/169; 361/814; 341/122;
346/173; 379/433.04, 433.07, 433.11, 433.12,
379/433.13, 910, 916, 433.01, 433.06

See application file for complete search history.

Primary Examiner — Barbara Fox

(57) **CLAIM**

We claim the ornamental design for a handheld electronic
device, as shown and described.

DESCRIPTION

FIG. 1 is a back perspective view of a handheld electronic
device showing the new design.

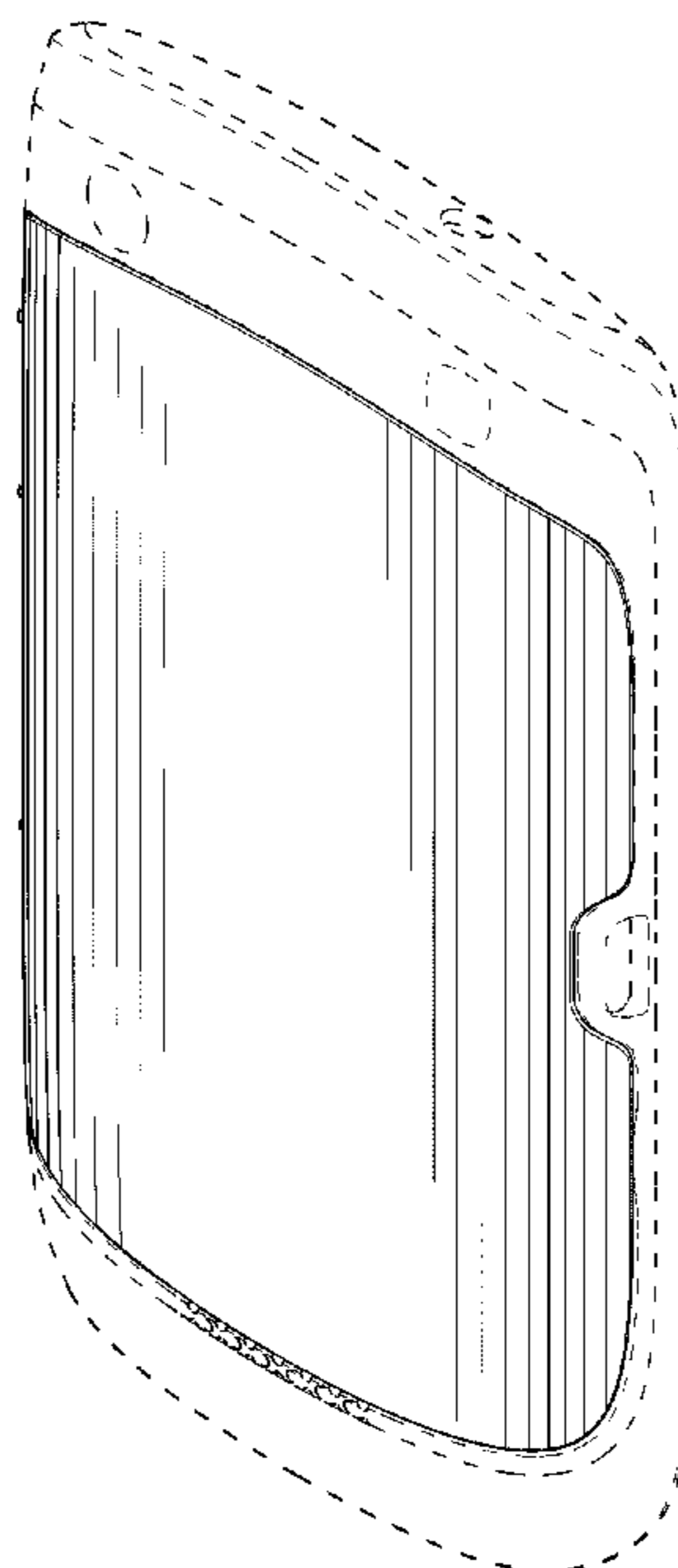
FIG. 2 is a back elevational view of the handheld electronic
device;

FIG. 3 is a left elevational view thereof; and,

FIG. 4 is a right elevational view thereof.

The broken lines shown in the drawings are for the purpose of
illustrating unclaimed portions of the handheld electronic
device and form no part of the claimed design.

1 Claim, 3 Drawing Sheets



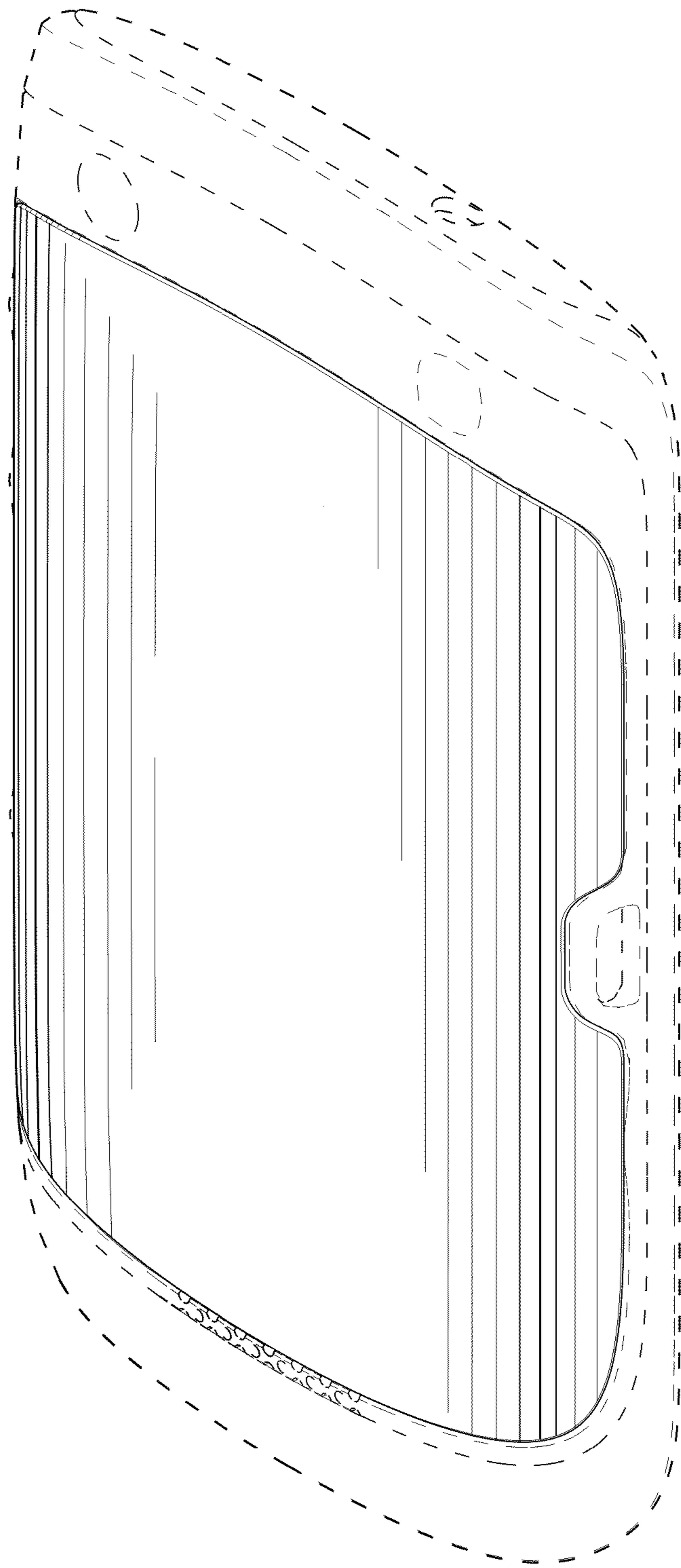


FIG. 1




FIG.2




FIG.3

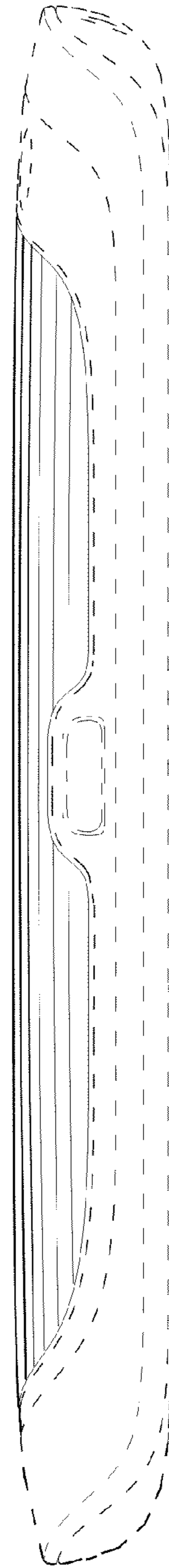


FIG.4