



US00D651994S

(12) **United States Design Patent**
Lundbom et al.

(10) **Patent No.:** **US D651,994 S**
(45) **Date of Patent:** **** Jan. 10, 2012**

(54) **SET TOP ENCLOSURE**

(75) Inventors: **Michael Lundbom**, San Jose, CA (US);
Jesse Patterson, Pacifica, CA (US);
Charles Alexander, Mountain View, CA
(US); **Roger Hsu**, Mountain View, CA
(US)

(73) Assignee: **TiVo Inc.**, Alviso, CA (US)

(**) Term: **14 Years**

(21) Appl. No.: **29/394,561**

(22) Filed: **Jun. 17, 2011**

(51) **LOC (9) Cl.** **14-03**

(52) **U.S. Cl.** **D14/125**

(58) **Field of Classification Search** D14/125,
D14/357-358, 496, 188, 242, 432; D13/184;
348/10, 460, 706, 731; 340/825.03; 455/6.1,
455/6.2; 312/223.1, 7.2

See application file for complete search history.

(56) **References Cited**

U.S. PATENT DOCUMENTS

D533,147 S *	12/2006	Chiu et al.	D14/125
D585,395 S *	1/2009	Cho et al.	D14/125
D592,619 S *	5/2009	Woo et al.	D14/125
D626,099 S *	10/2010	Huang	D14/125
D628,573 S *	12/2010	Wang	D14/356
D629,370 S *	12/2010	Sheppard et al.	D14/125
D638,426 S *	5/2011	Ikeda et al.	D14/358
D639,254 S *	6/2011	Giovannoni et al.	D14/125
D639,255 S *	6/2011	de Salis	D14/125
D640,213 S *	6/2011	Luo	D14/125
D640,646 S *	6/2011	Wu et al.	D14/125
D640,692 S *	6/2011	Waisman-Diamond	D14/358
D641,327 S *	7/2011	Falakfarsa et al.	D14/125

D641,362 S *	7/2011	Dublin	D14/356
D641,365 S *	7/2011	Lee et al.	D14/368
D641,722 S *	7/2011	Luo	D14/125
D642,173 S *	7/2011	Lee et al.	D14/365

* cited by examiner

Primary Examiner — Raphael Barkai
Assistant Examiner — Randall Gholson

(74) *Attorney, Agent, or Firm* — Kirk D. Wong; Hickman Palermo; Truong & Becker LLP

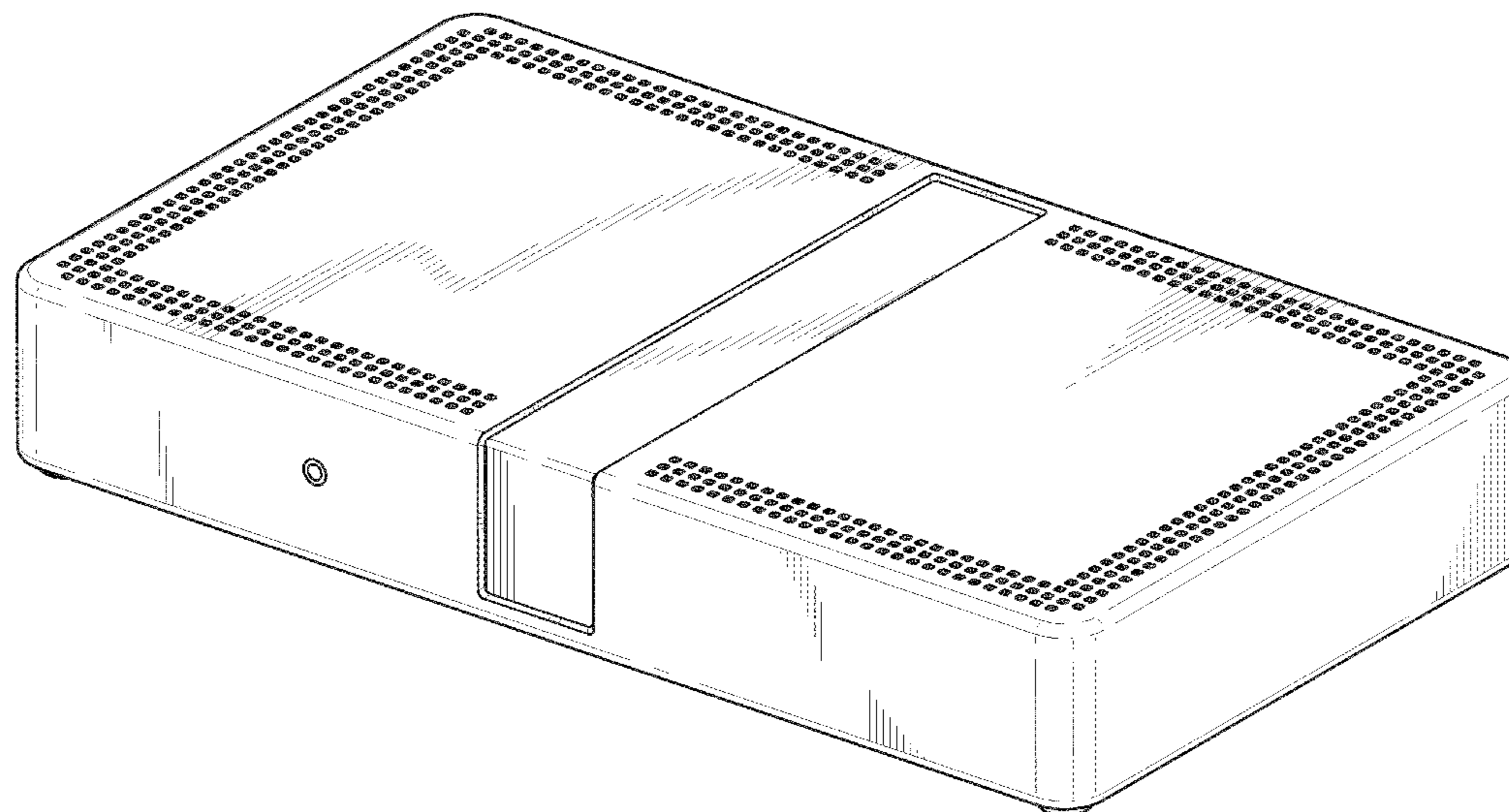
(57) **CLAIM**

The ornamental design for a set top enclosure, as shown and described.

DESCRIPTION

FIG. 1 is a top perspective view of an ornamental design for a set top enclosure, according to the invention.
FIG. 2 is a front view of an ornamental design for the set top enclosure of FIG. 1 according to the invention.
FIG. 3 is a rear view of an ornamental design for the set top enclosure of FIG. 1 according to the invention.
FIG. 4 is a right side view of an ornamental design for the set top enclosure of FIG. 1 according to the invention.
FIG. 5 is a left side view of an ornamental design for the set top enclosure of FIG. 1 according to the invention.
FIG. 6 is a top view of an ornamental design for the set top enclosure of FIG. 1 according to the invention.
FIG. 7 is a bottom view of an ornamental design for the set top enclosure of FIG. 1 according to the invention; and,
FIG. 8 is a bottom perspective view of an ornamental design for the set top enclosure of FIG. 1, according to the invention.
The broken lines shown on the drawings is included for the purpose of illustrating features not claimed and forms no part of the claimed design.

1 Claim, 6 Drawing Sheets



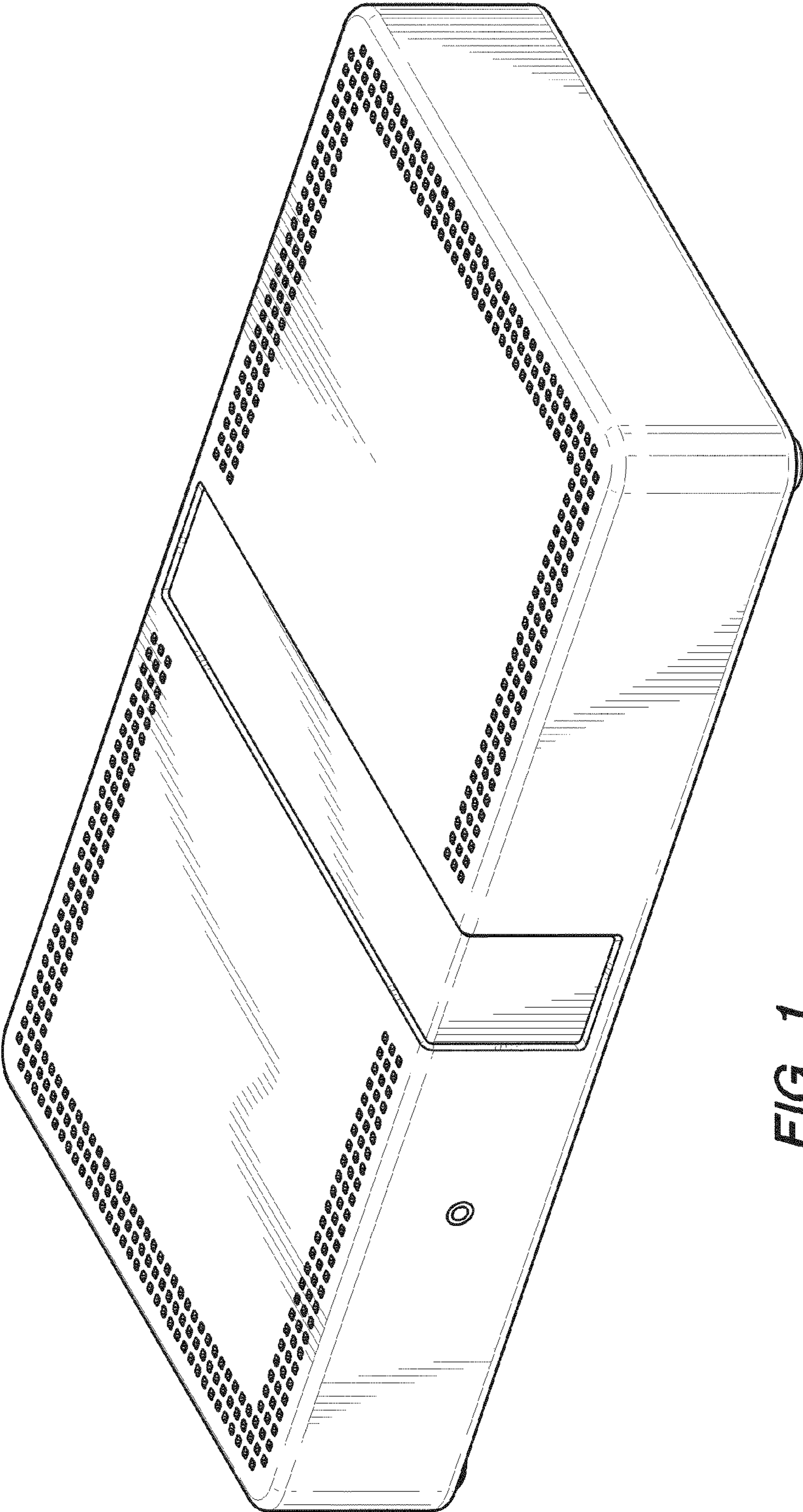


FIG. 1

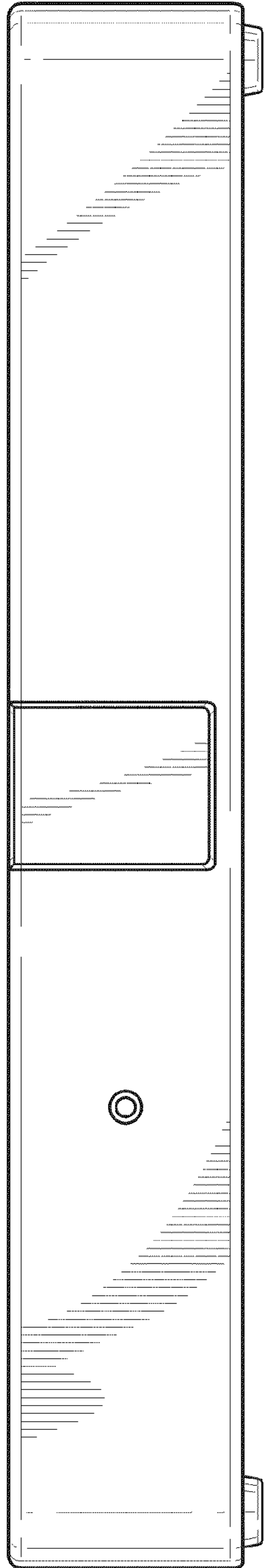


FIG. 2

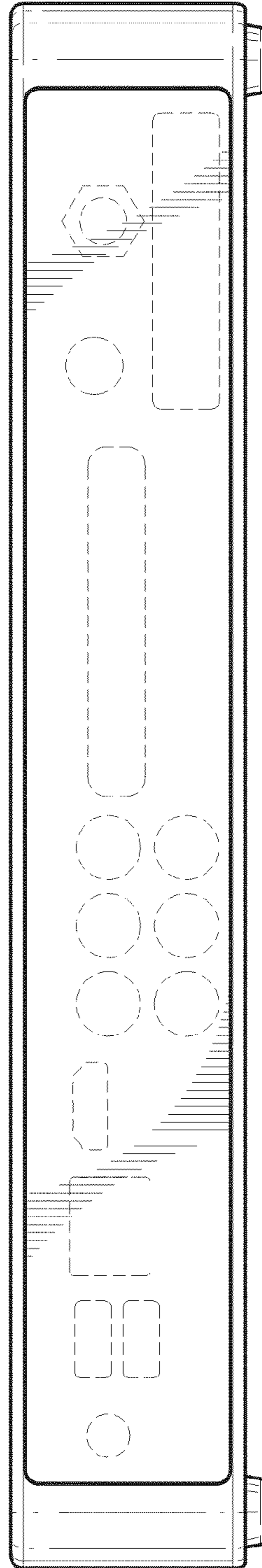


FIG. 3




FIG. 4




FIG. 5




FIG. 6




FIG. 7

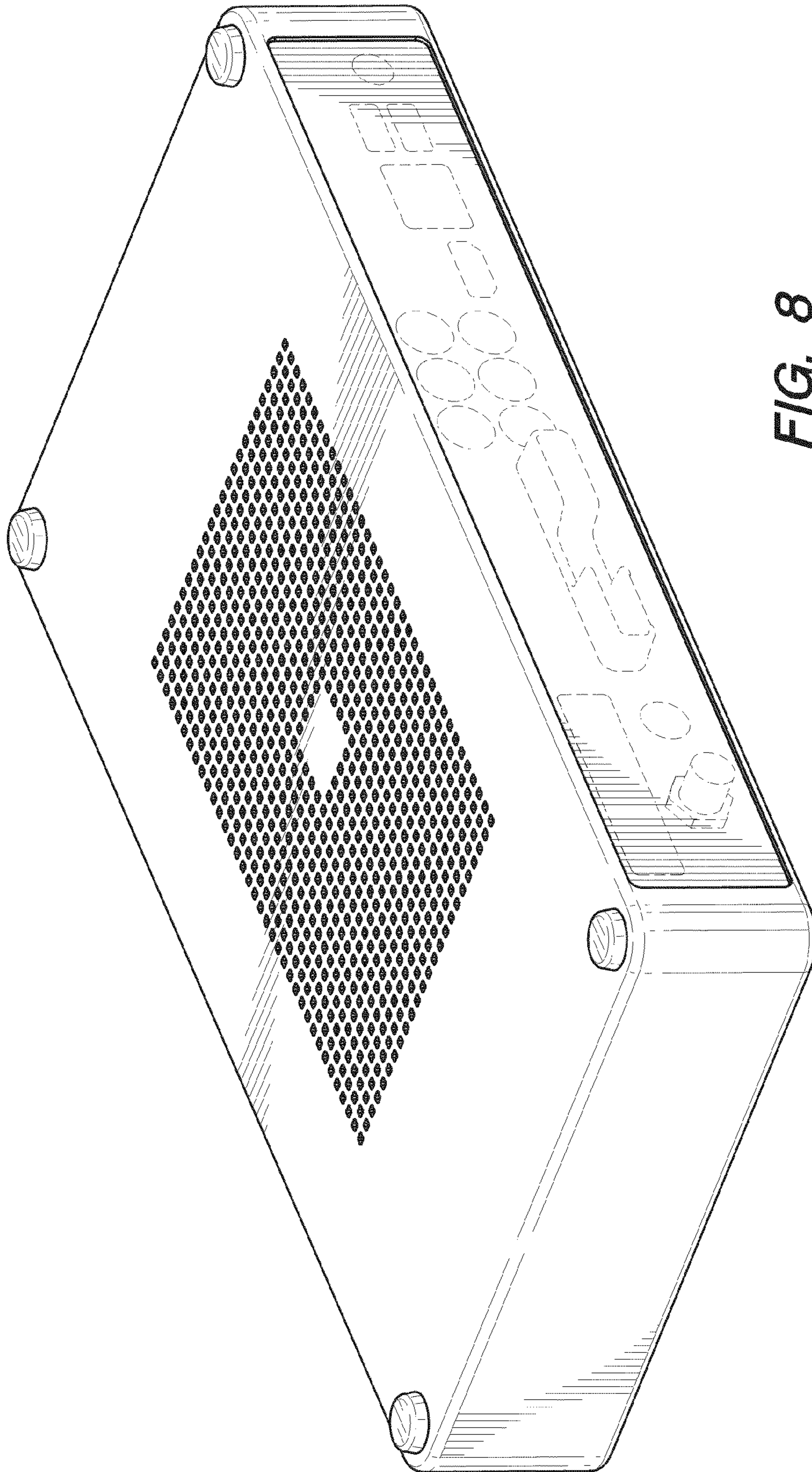


FIG. 8