



US00D651979S

(12) **United States Design Patent**  
**Depping et al.**

(10) **Patent No.:** **US D651,979 S**

(45) **Date of Patent:** **\*\* Jan. 10, 2012**

(54) **SURGE PROTECTOR WITH CLAMP**

(56) **References Cited**

(75) Inventors: **Christian Depping**, Lemgo (DE);  
**Joachim Wosgien**, Loehne (DE);  
**Christina Grewe**, Detmold (DE)

(73) Assignee: **Phoenix Contact GmbH & Co. KG**,  
Blomberg (DE)

(\*\*) Term: **14 Years**

(21) Appl. No.: **29/379,890**

(22) Filed: **Nov. 25, 2010**

(30) **Foreign Application Priority Data**

May 26, 2010 (EM) ..... 001711979

(51) **LOC (9) Cl.** ..... **13-03**

(52) **U.S. Cl.** ..... **D13/139.6**

(58) **Field of Classification Search** ..... D13/138.1,  
D13/138.2, 139.1–139.8, 137.1–137.4, 133,  
D13/107, 108, 110, 146, 147, 154, 174, 177,  
D13/152, 160; D8/353, 350; 363/15, 34,  
363/146; 439/93, 105, 106, 535, 620.15,  
439/620.21, 620.3, 620.31, 907, 908, 919,  
439/650, 651, 652, 653, 654, 655, 692; 174/494,  
174/53, 55, 59, 66; 320/111, 114, 115; 307/150,  
307/151

See application file for complete search history.

U.S. PATENT DOCUMENTS

D340,909	S	*	11/1993	Ip	.....	D13/110
5,566,053	A	*	10/1996	Chou	.....	361/753
D390,826	S	*	2/1998	Bates	.....	D13/139.1
D400,502	S	*	11/1998	Burwell et al.	.....	D13/138.2
D400,503	S	*	11/1998	Burwell et al.	.....	D13/138.2
D401,556	S	*	11/1998	Stekelenburg	.....	D13/138.2
D420,976	S	*	2/2000	Kovacik et al.	.....	D13/138.2
D545,273	S	*	6/2007	Lee et al.	.....	D13/139.3
D556,138	S	*	11/2007	Ng	.....	D13/138.1
D575,775	S	*	8/2008	Sekine	.....	D14/242
D609,642	S	*	2/2010	Gandolfi et al.	.....	D13/137.2
D621,782	S	*	8/2010	Chang et al.	.....	D13/138.1

**OTHER PUBLICATIONS**

Copending U.S. Appl. No. 29/369,992, filed Sep. 16, 2010, entitled "Surge Protector".

\* cited by examiner

*Primary Examiner* — Angela J Lee

(74) *Attorney, Agent, or Firm* — Leydig, Voit & Mayer, Ltd.

(57) **CLAIM**

The ornamental design for a surge protector with clamp, as shown and described.

**DESCRIPTION**

FIG. 1 is a top, front, and right side perspective view of the surge protector with clamp;  
FIG. 2 is a left side elevational view thereof;  
FIG. 3 is a right side elevational view thereof;  
FIG. 4 is a rear elevational view thereof;  
FIG. 5 is a top plan view thereof;  
FIG. 6 is a bottom plan view thereof; and  
FIG. 7 is a front elevational view thereof.

**1 Claim, 7 Drawing Sheets**

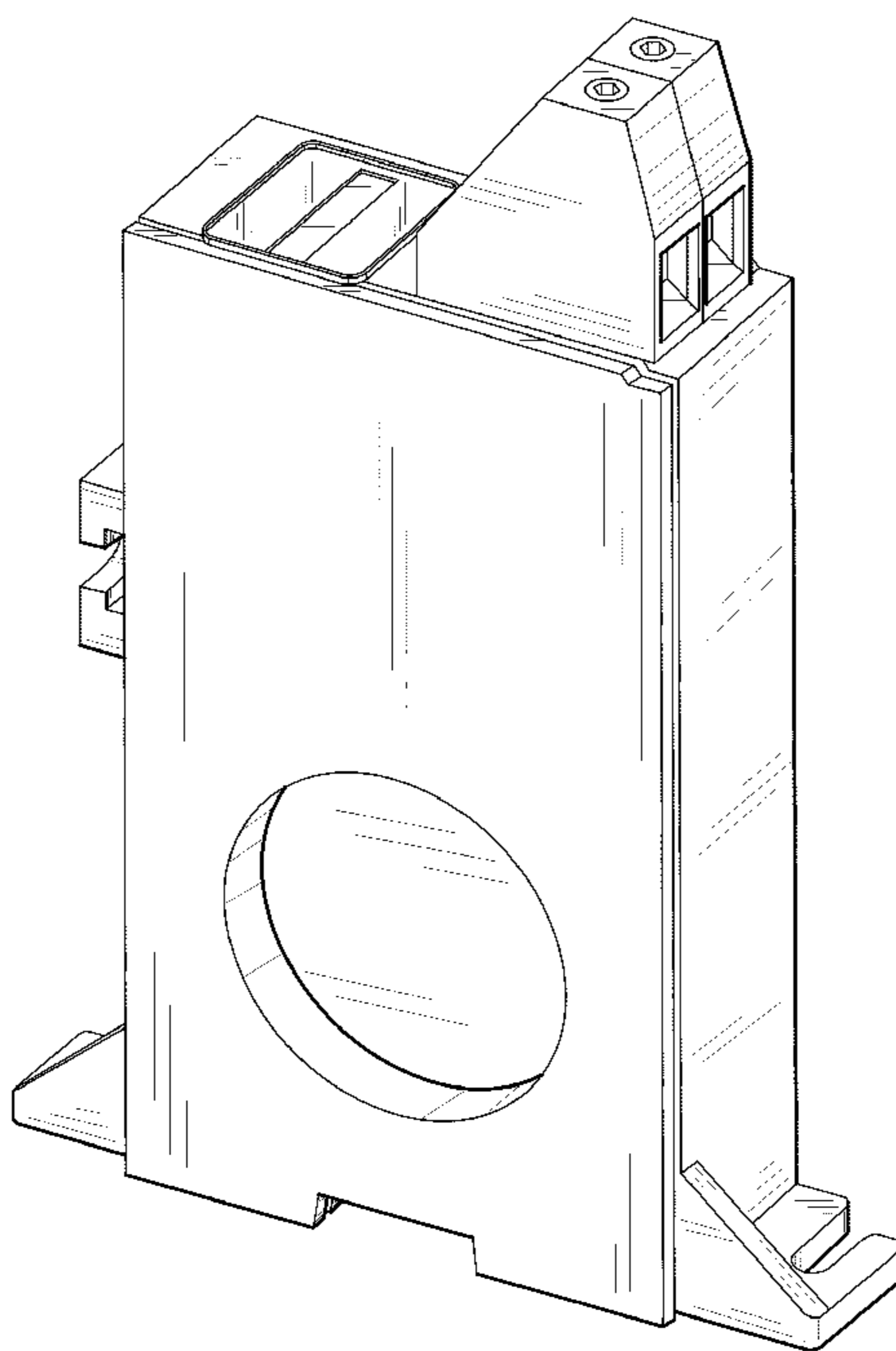


FIG. 1

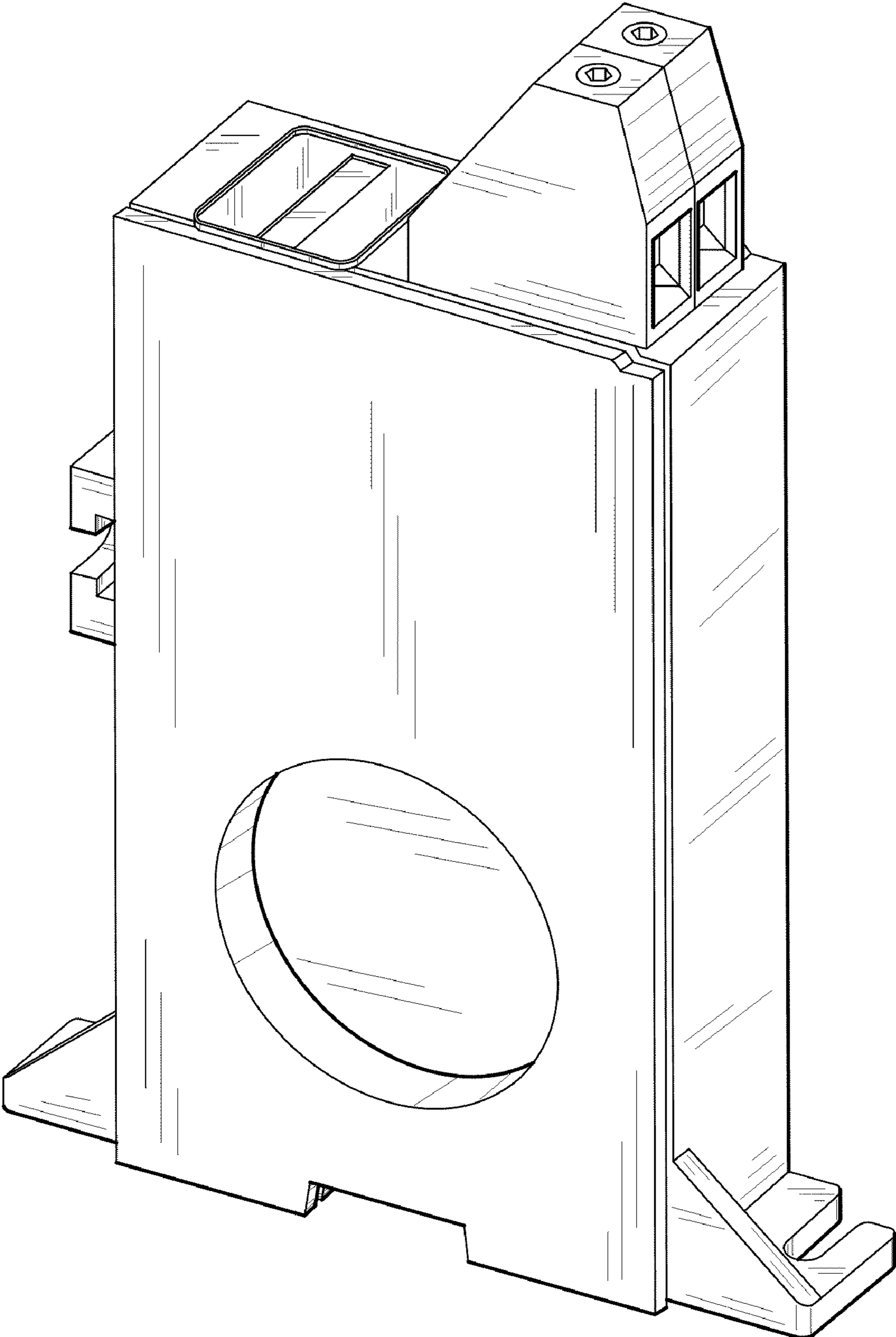


FIG. 2

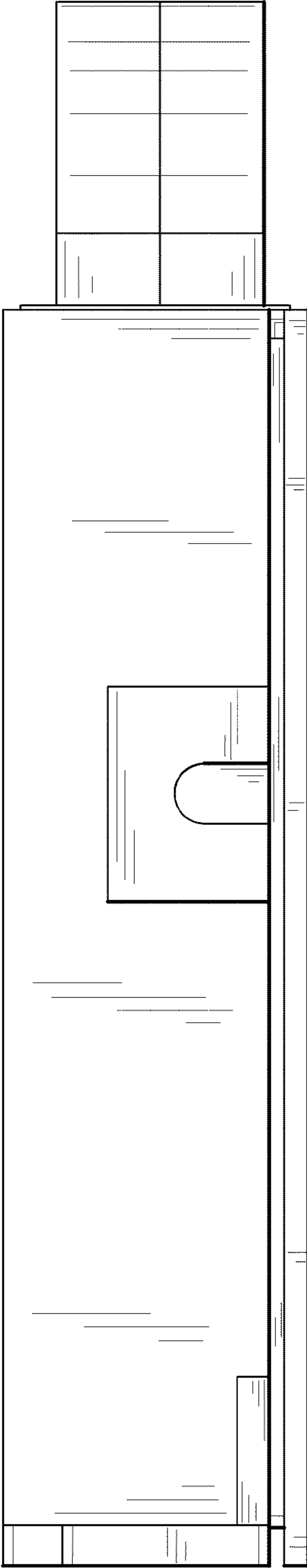


FIG. 3




FIG. 4

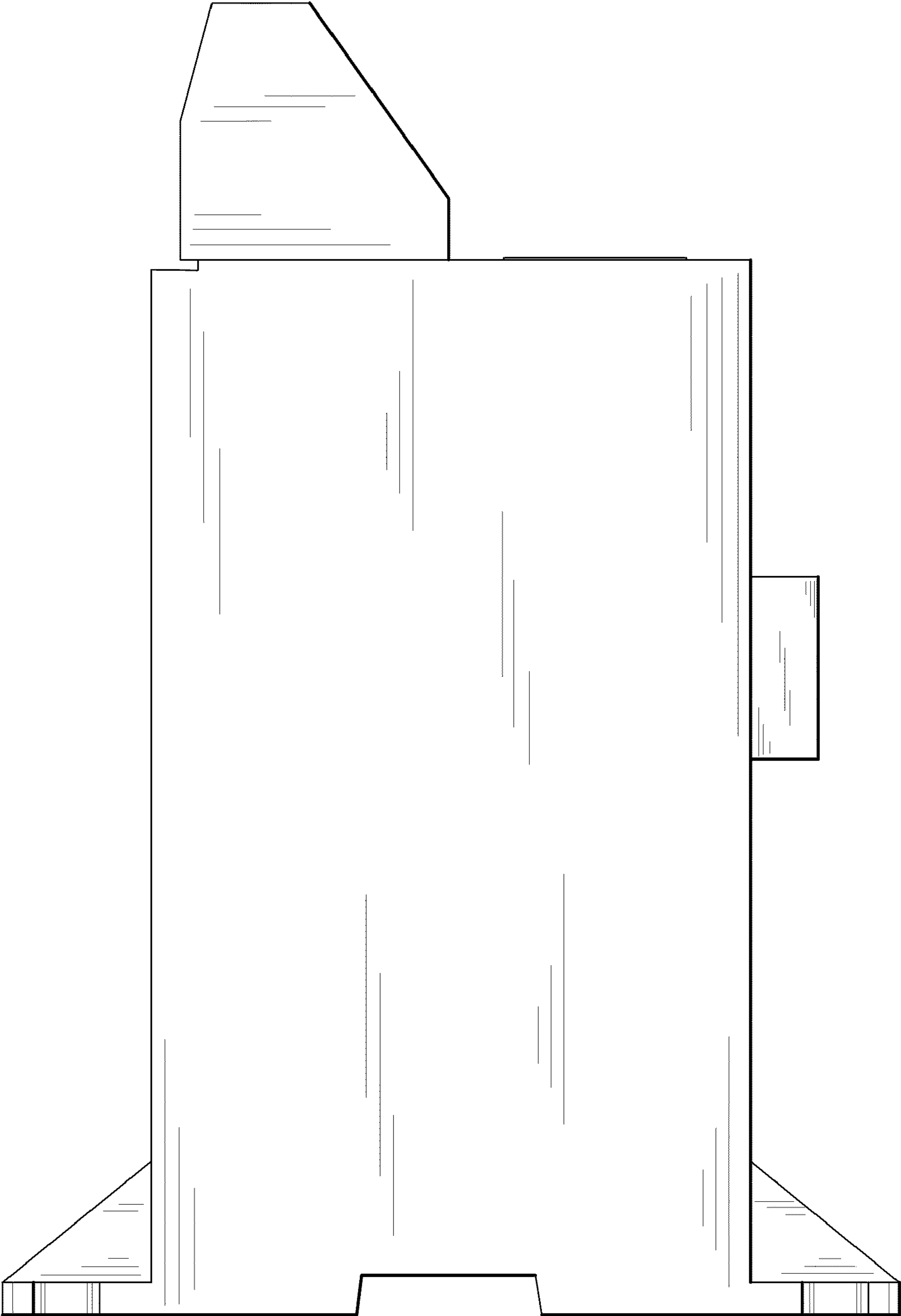


FIG. 5

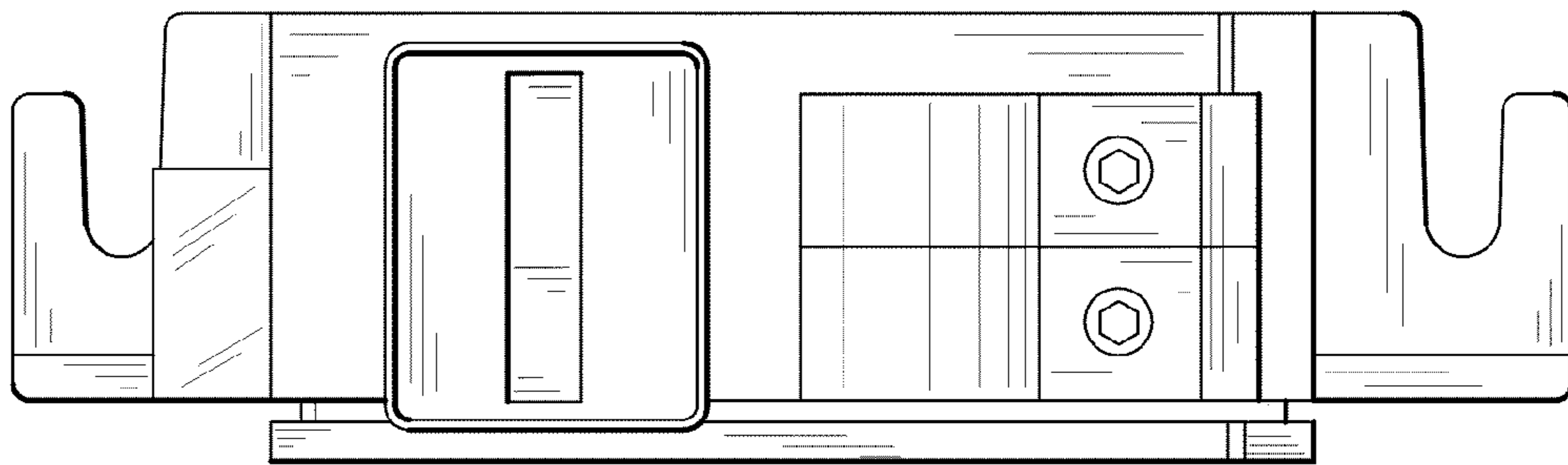


FIG. 6

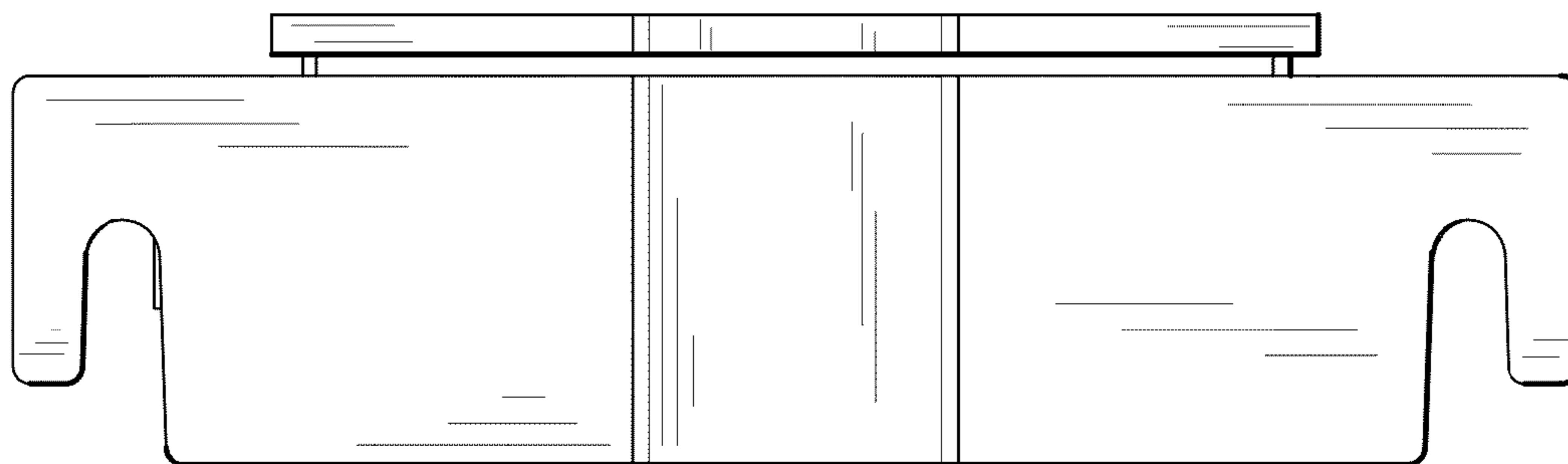


FIG. 7

