

US00D651968S

(12) **United States Design Patent**
Westaway

(10) **Patent No.:** **US D651,968 S**
(45) **Date of Patent:** **** Jan. 10, 2012**

(54) **TIRE TREAD**

(75) Inventor: **Terry A. Westaway**, Conesville, IA (US)

(73) Assignee: **Bridgestone Bandag, LLC**, Muscatine, IA (US)

(**) Term: **14 Years**

(21) Appl. No.: **29/398,930**

(22) Filed: **Aug. 8, 2011**

(51) **LOC (9) Cl.** **12-15**

(52) **U.S. Cl.** **D12/602**

(58) **Field of Classification Search** D12/568-603,
D12/564, 566, 900-901; 152/209.1-209.28,
152/455

See application file for complete search history.

(56) **References Cited**

U.S. PATENT DOCUMENTS

D336,065 S *	6/1993	Patel	D12/602
D351,818 S *	10/1994	Pierot et al.	D12/602
D368,245 S *	3/1996	Miyazaki	D12/602
D384,620 S *	10/1997	Gillard et al.	D12/602
D385,520 S *	10/1997	Scheuren et al.	D12/602
D395,414 S *	6/1998	Grosskopf et al.	D12/602
D409,122 S *	5/1999	Kemp et al.	D12/602
D432,960 S *	10/2000	Feider et al.	D12/602
D445,070 S *	7/2001	Schuster	D12/602
D499,068 S *	11/2004	Thomas et al.	D12/602
D514,504 S *	2/2006	Robert	D12/602

D517,472 S *	3/2006	Allison	D12/602
D548,174 S *	8/2007	Souchet	D12/602
D583,312 S *	12/2008	Murphy et al.	D12/602
D614,122 S *	4/2010	Seibert	D12/600
D636,722 S *	4/2011	Davidson et al.	D12/602
D645,398 S *	9/2011	Kiwaki	D12/602
D647,472 S *	10/2011	Rittweger	D12/602

* cited by examiner

Primary Examiner — Stacia Cadmus

(57) **CLAIM**

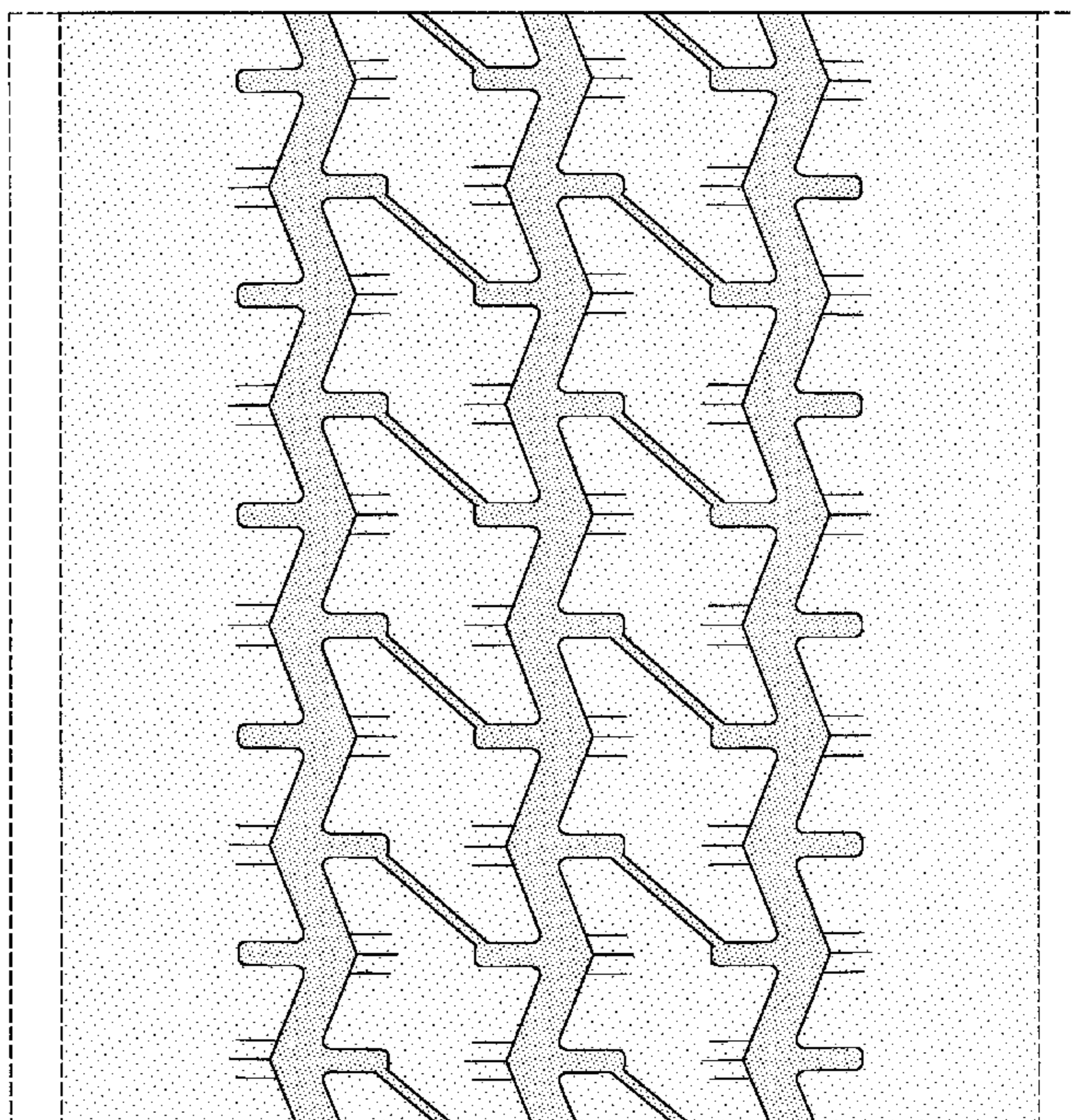
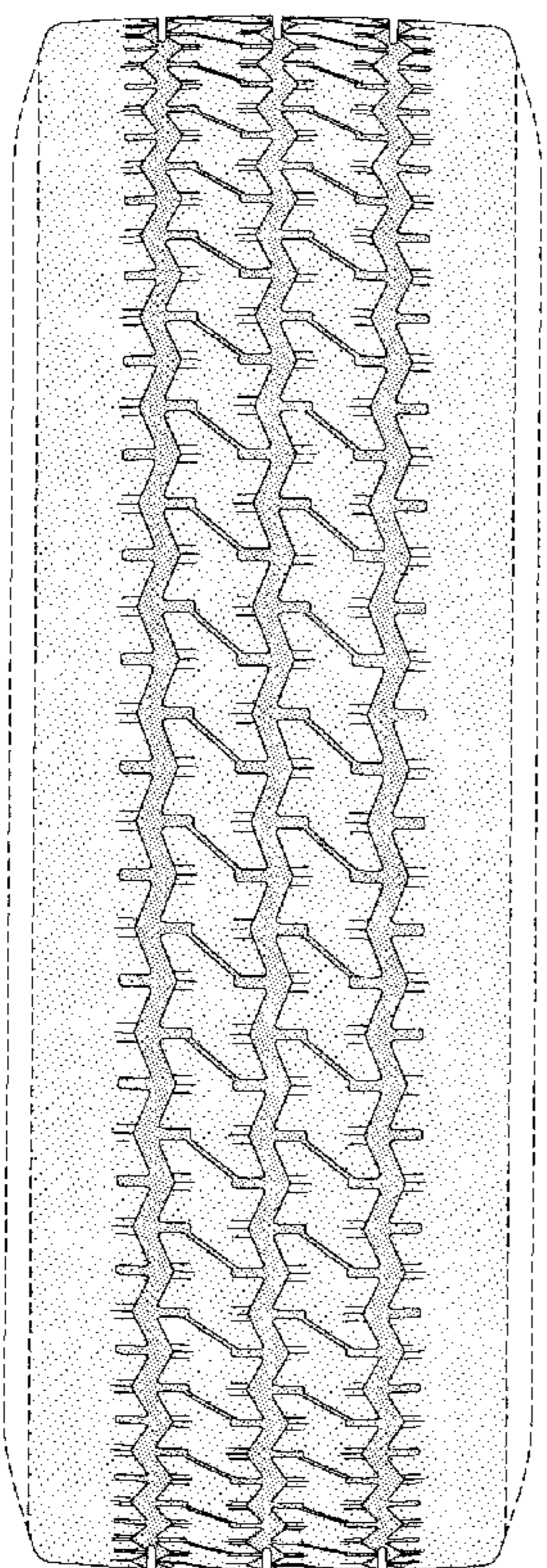
The ornamental design for a tire tread, as shown and described.

DESCRIPTION

FIG. 1 is a side perspective view of a tire tread showing my new design, it being understood that the tread pattern is repeated throughout the circumference of the tire tread, the opposite side being the same as that shown; FIG. 2 is a front elevational view thereof, the opposite side being identical thereto; FIG. 3 is a side elevational view of the right side thereof, the opposite side being identical thereto; and, FIG. 4 is an enlarged fragmentary front elevational view thereof.

The broken lines defining the sidewall, inner bead, and the peripheral boundary between the claimed tire tread and the sidewall depict environmental subject matter that forms no part of the claimed design.

1 Claim, 4 Drawing Sheets



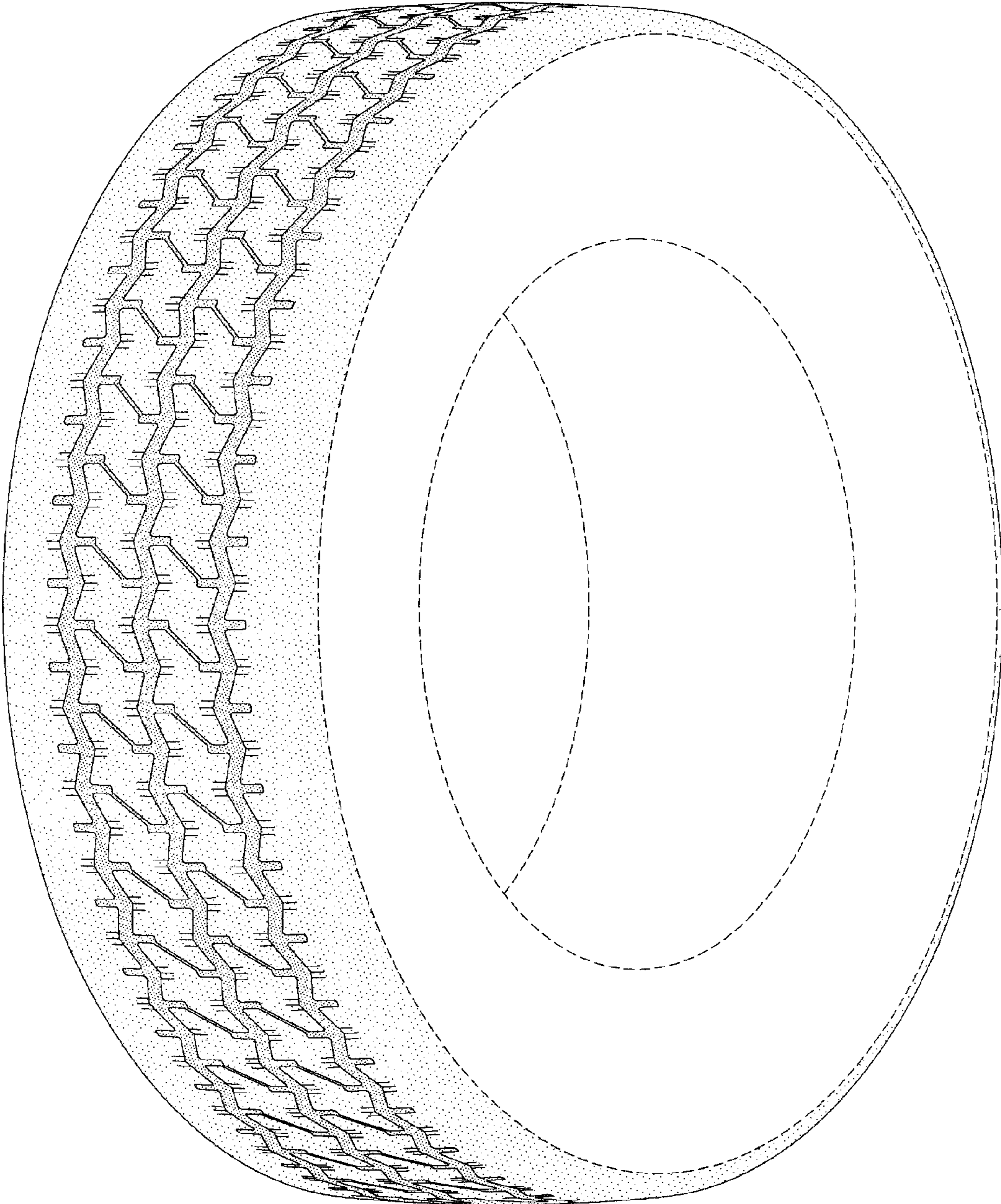


FIG-1

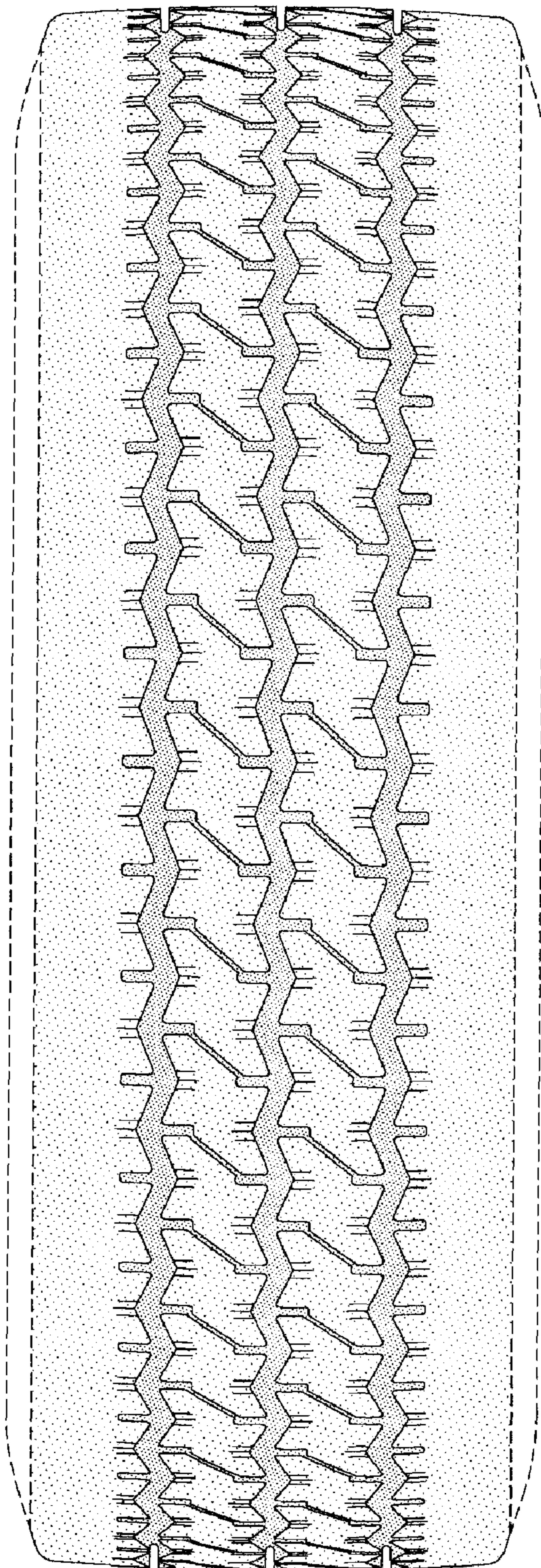


FIG-2

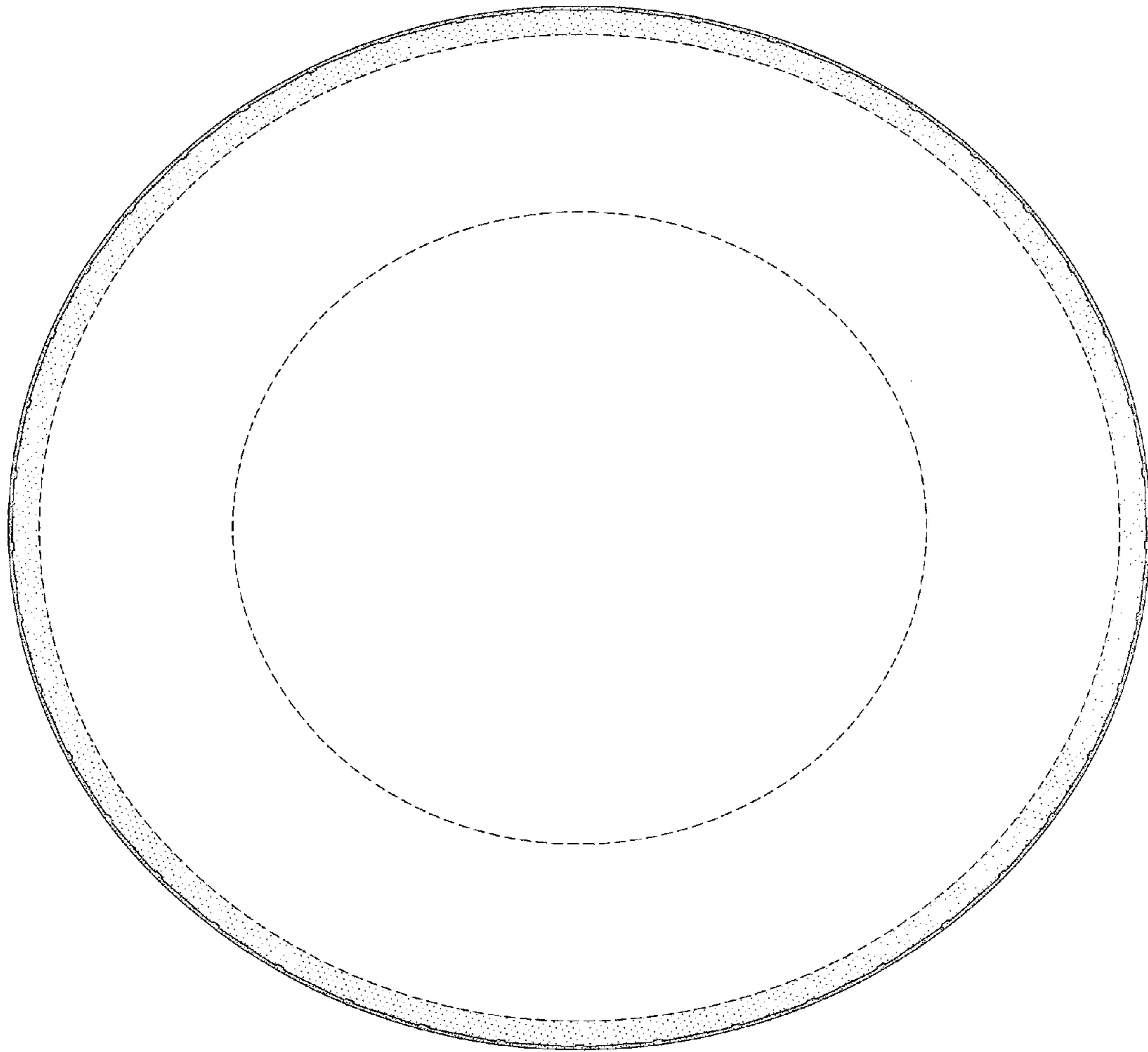


FIG-3

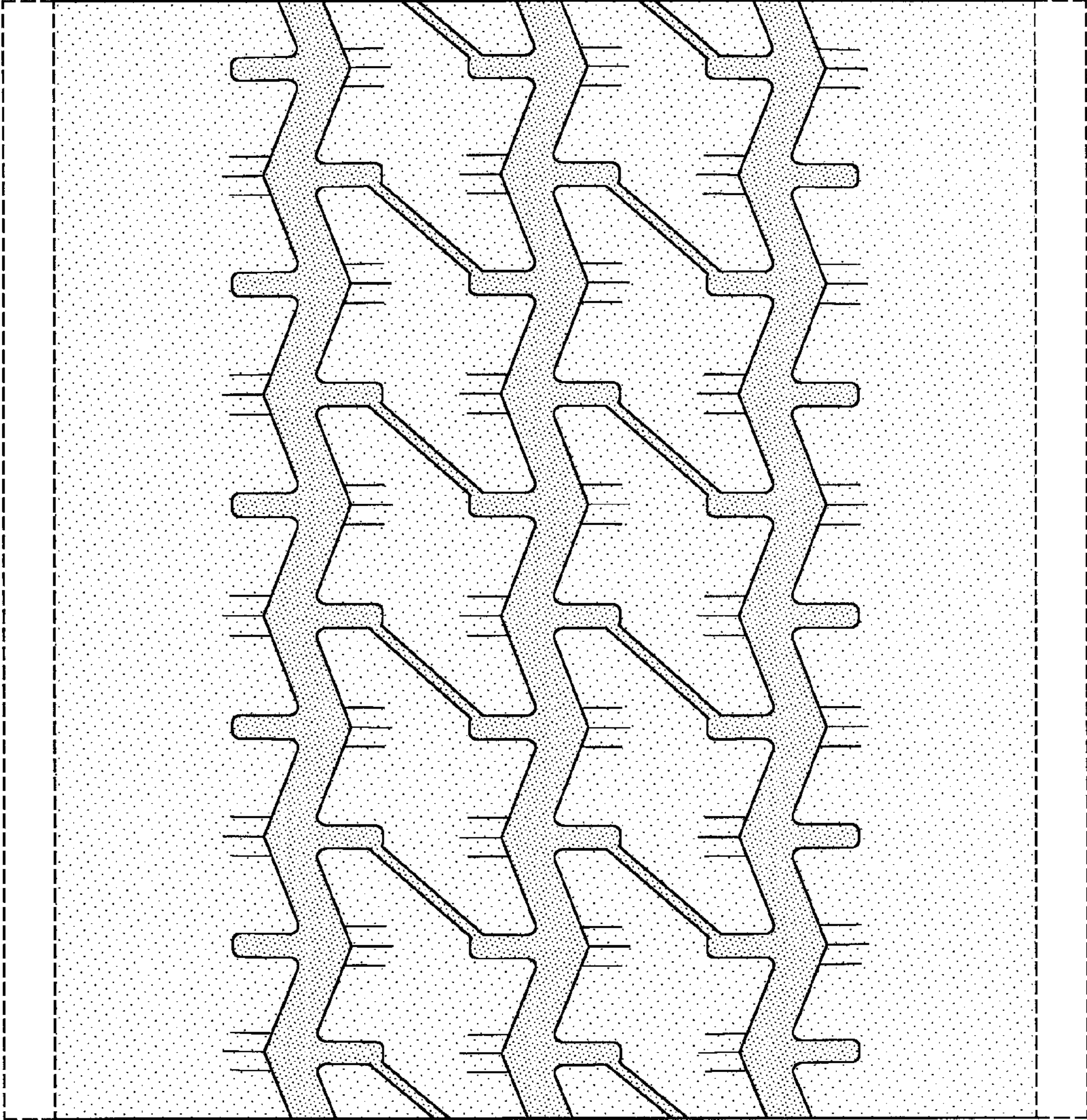


FIG-4