



US00D651955S

(12) **United States Design Patent**
Hohman et al.

(10) **Patent No.:** **US D651,955 S**
(45) **Date of Patent:** **** Jan. 10, 2012**

(54) **FRONT FACE OF A VEHICLE WHEEL**

(75) Inventors: **Donald A. Hohman**, Green, OH (US);
Daniel E. Shy, Boston Heights, OH (US)

(73) Assignee: **Accuride Corporation**, Evansville, IN (US)

(**) Term: **14 Years**

(21) Appl. No.: **29/357,555**

(22) Filed: **Mar. 12, 2010**

(51) **LOC (9) Cl.** **12-16**

(52) **U.S. Cl.** **D12/204**

(58) **Field of Classification Search** D12/204-213;
301/37.101, 64.101, 65, 64.201; 152/415,
152/419

See application file for complete search history.

(56) **References Cited**

U.S. PATENT DOCUMENTS

D219,733 S * 1/1971 Martl D12/208
4,922,984 A * 5/1990 Dosjoub et al. 152/415
D317,746 S * 6/1991 Carter, III D12/204

D332,441 S * 1/1993 Douglas, Jr. D12/204
D338,867 S * 8/1993 Teufel D12/204
D527,324 S * 8/2006 Whitehead D12/204
D635,902 S * 4/2011 Kuba et al. D12/204

OTHER PUBLICATIONS

Photograph taken on or about Oct. 8, 2008, 2008 AUSA Annual Meeting and Exposition, Washington, DC.

* cited by examiner

Primary Examiner — Stacia Cadmus

(74) *Attorney, Agent, or Firm* — Finnegan, Henderson, Farabow, Garrett & Dunner, LLP

(57) **CLAIM**

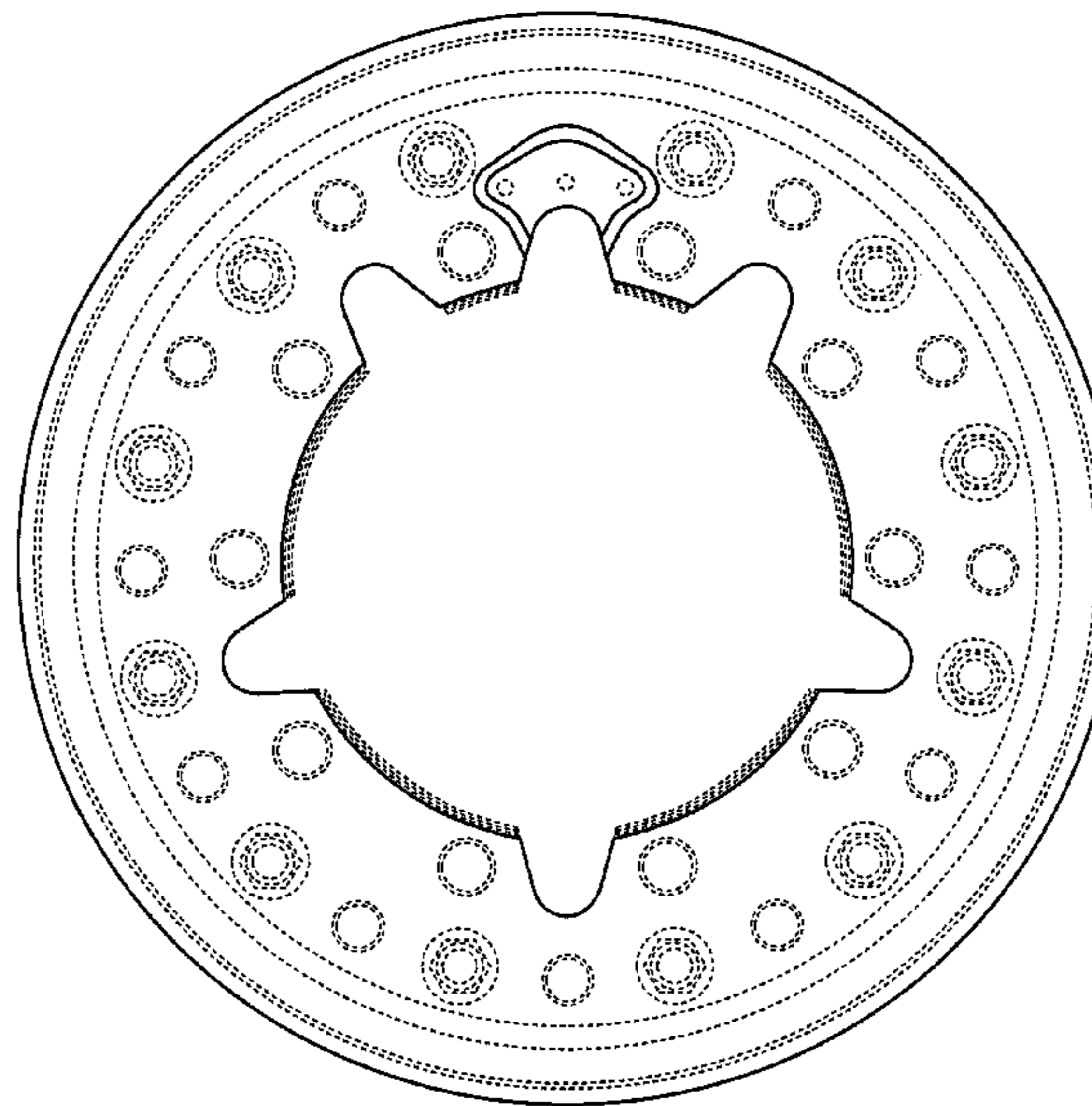
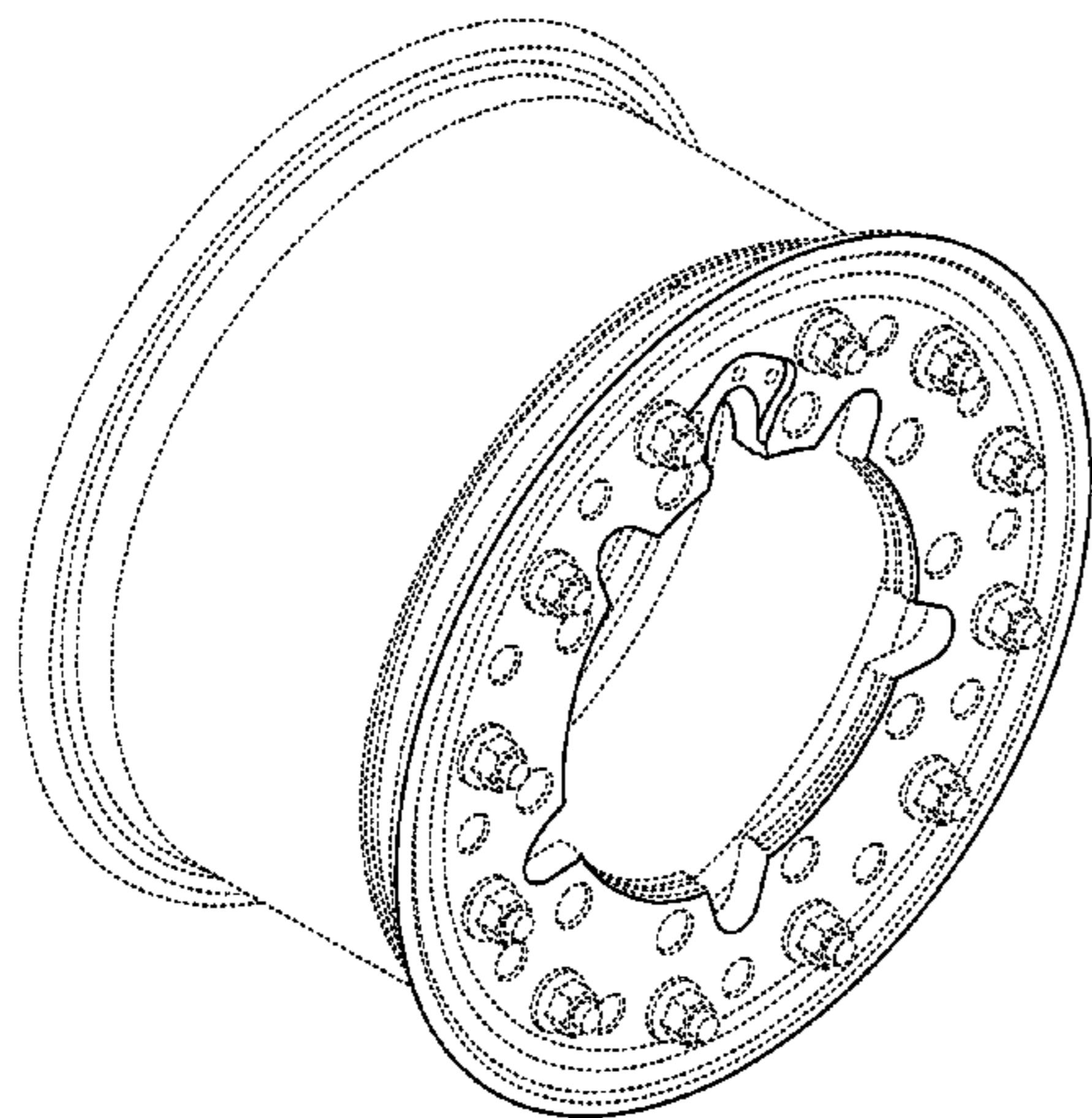
The ornamental design for a front face of a vehicle wheel, as shown and described.

DESCRIPTION

FIG. 1 is a perspective view of a front face of a vehicle wheel of the present invention; and, FIG. 2 is a front view thereof.

The broken lines are for illustrative purposes only and form no part of the claimed design.

1 Claim, 2 Drawing Sheets



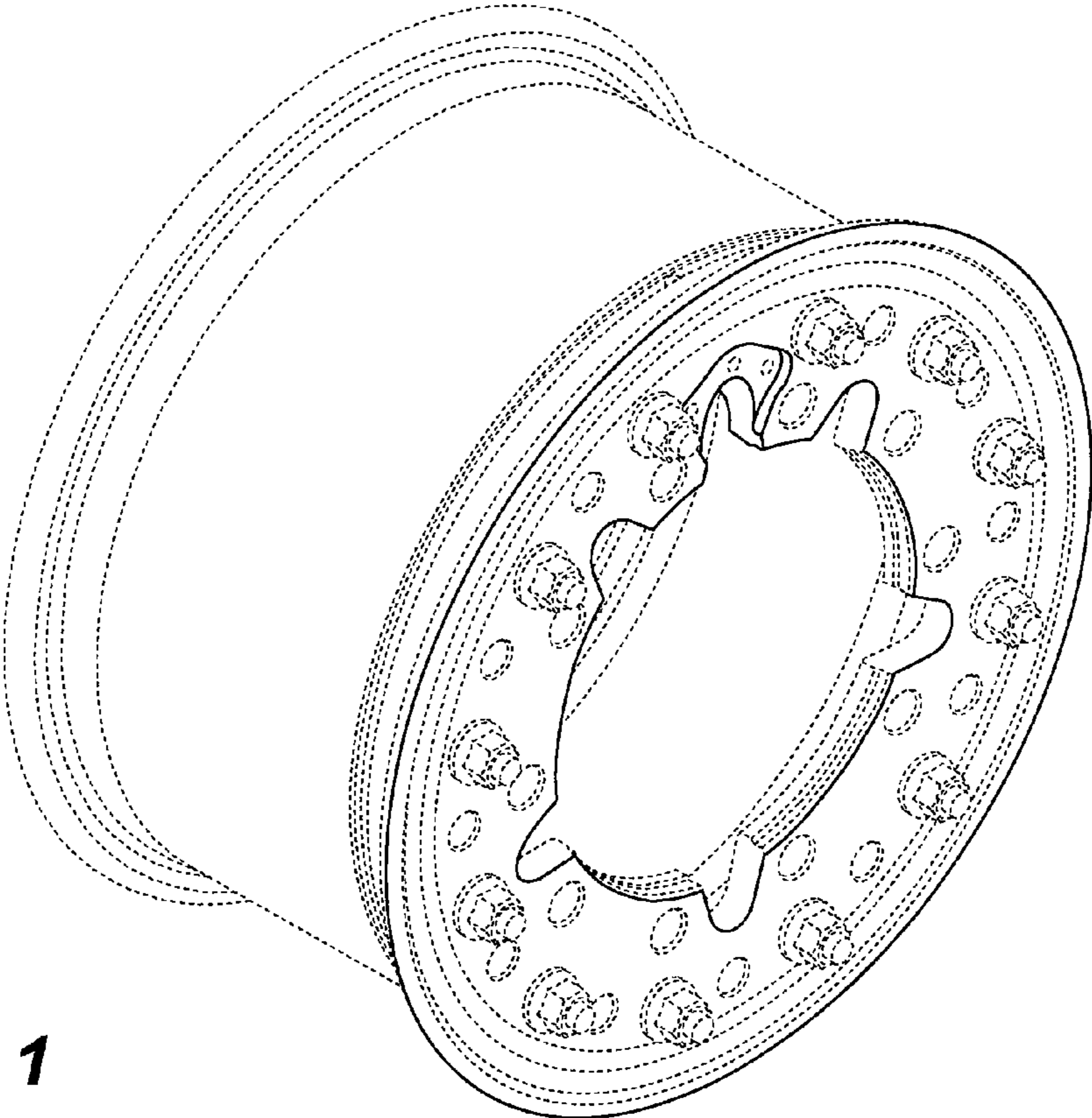


FIG. 1

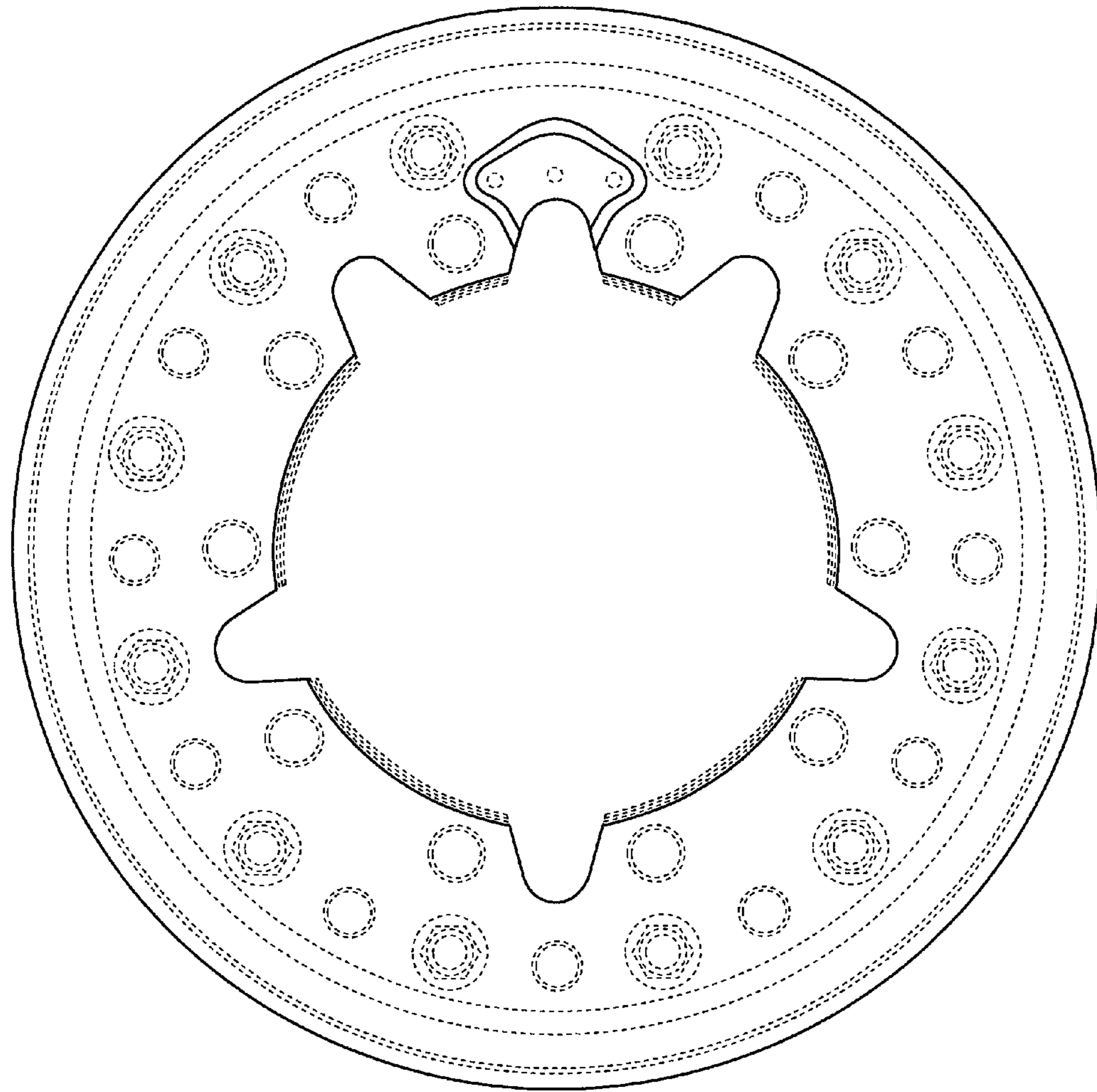


FIG. 2