



US00D651947S

(12) **United States Design Patent**
Hsu

(10) **Patent No.:** **US D651,947 S**
(45) **Date of Patent:** **** Jan. 10, 2012**

(54) **LOWER ARM BAR**

(75) Inventor: **David Hsu**, Norco, CA (US)

(73) Assignee: **Group-A Autosports, Inc.**, Norco, CA (US)

(**) Term: **14 Years**

(21) Appl. No.: **29/401,941**

(22) Filed: **Sep. 18, 2011**

(51) **LOC (9) Cl.** **12-16**

(52) **U.S. Cl.** **D12/159**

(58) **Field of Classification Search** D12/400,
D12/340, 161, 159, 120, 118, 114; 280/11.225,
280/86.752; 188/315, 316, 298, 274, 281,
188/286, 297; 293/134; 267/195; 279/2.01,
279/2.17; 248/637-681

See application file for complete search history.

(56) **References Cited**

U.S. PATENT DOCUMENTS

1,479,182 A * 1/1924 Jeschke 280/491.5
1,535,397 A * 4/1925 Buffington 280/493
1,995,313 A * 3/1935 Leake 29/897.1
3,281,162 A * 10/1966 Carson 280/479.3

D250,465 S * 12/1978 Morrison D12/159
4,374,593 A * 2/1983 Smith et al. 280/491.5
D395,628 S * 6/1998 Rougier D12/159
D496,610 S * 9/2004 Belair D12/160
2006/0017256 A1 * 1/2006 Hupperich 280/124.156

* cited by examiner

Primary Examiner — Michael Pratt

(74) *Attorney, Agent, or Firm* — Steven N. Fox, Esq.

(57) **CLAIM**

The ornamental design for a lower arm bar, as shown and described.

DESCRIPTION

FIG. 1 is perspective views of a lower arm bar according to the present invention;

FIG. 2 is a perspective view of a lower arm bar according to the present invention;

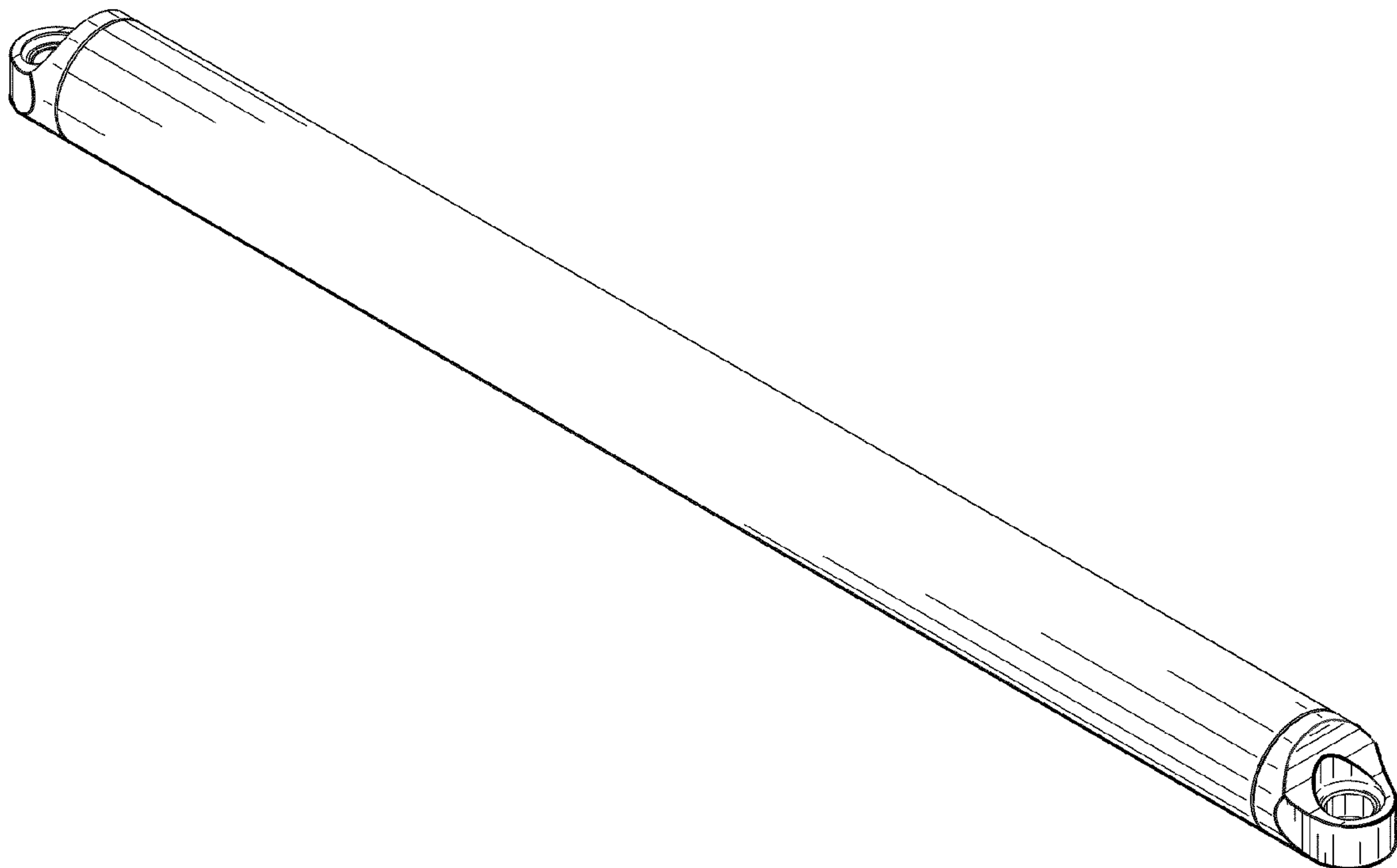
FIG. 3 is a left side elevation view thereof, the right side elevation view being a mirror image thereof;

FIG. 4 is a front elevation view thereof, the rear elevation view being a mirror image thereof

FIG. 5 is a top plan view thereof; and,

FIG. 6 is a bottom plan view thereof.

1 Claim, 2 Drawing Sheets



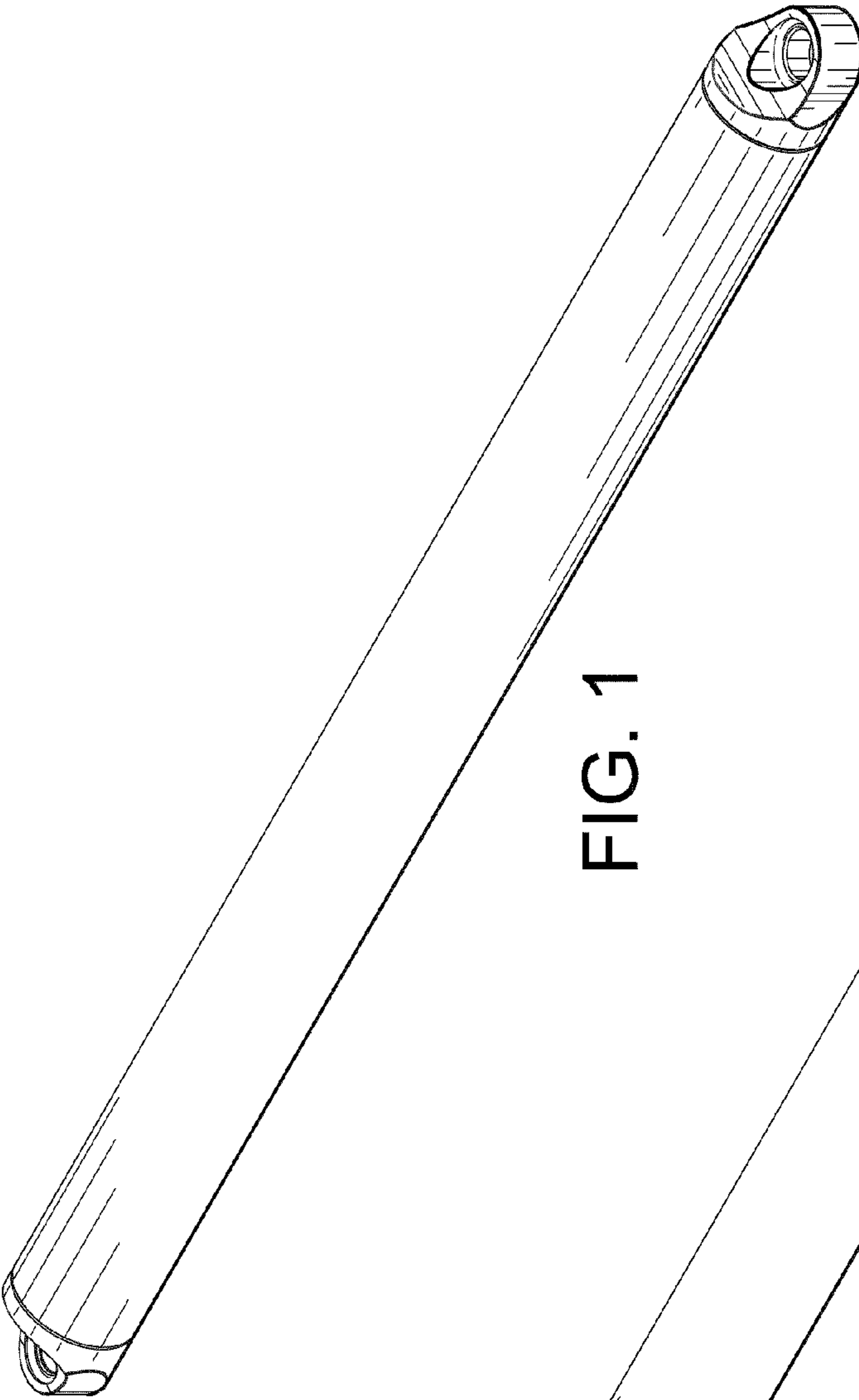


FIG. 1

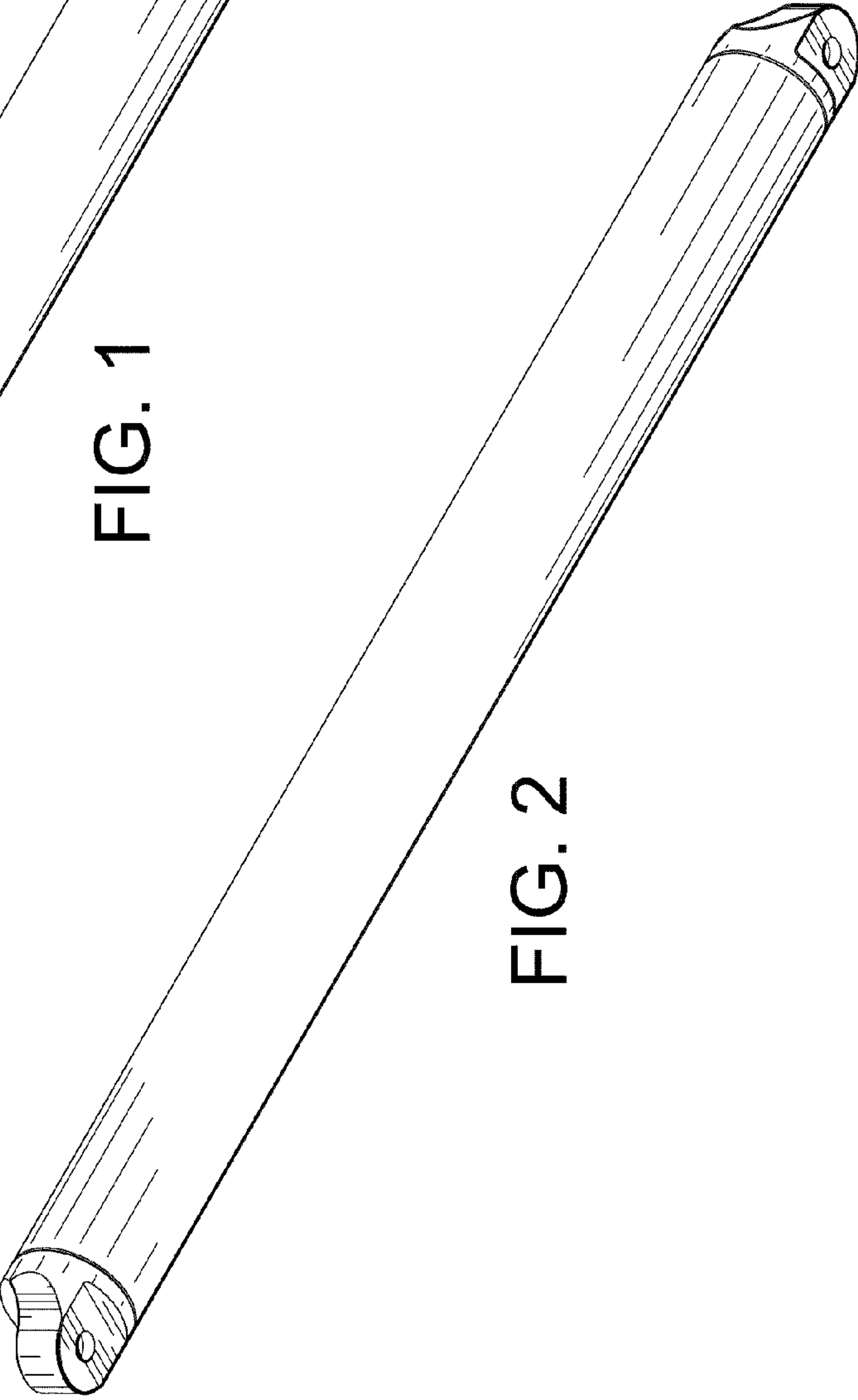


FIG. 2




FIG. 3

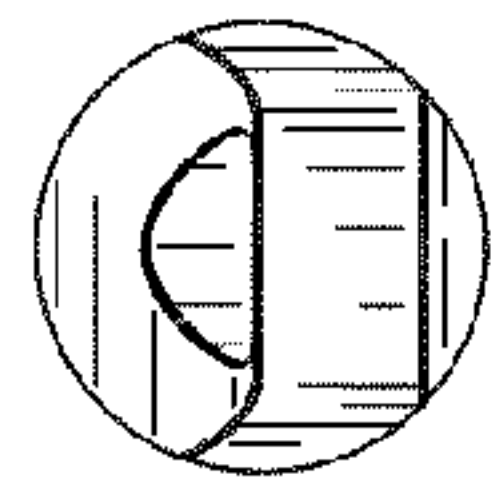


FIG. 4




FIG. 5




FIG. 6