



US00D651944S

(12) **United States Design Patent**  
**Steinmetz**

(10) **Patent No.:** **US D651,944 S**  
(45) **Date of Patent:** **\*\* Jan. 10, 2012**

(54) **AUTOMOBILE**

(75) Inventor: **Hermann-Josef Steinmetz**, Altdorf  
(DE)

(73) Assignee: **Dr. Ing h.c. F. Porsche AG**, Stuttgart  
(DE)

(\*\*) Term: **14 Years**

(21) Appl. No.: **29/360,075**

(22) Filed: **Apr. 20, 2010**

(30) **Foreign Application Priority Data**

Nov. 13, 2009 (DE) ..... 40 2009 005 481

(51) **LOC (9) Cl.** ..... **12-08**

(52) **U.S. Cl.** ..... **D12/92**

(58) **Field of Classification Search** ..... D12/86,  
D12/90-92; D21/431, 433, 434; 296/181.1,  
296/181.5

See application file for complete search history.

(56) **References Cited**

U.S. PATENT DOCUMENTS

D526,599 S *	8/2006	Moruzzi	.....	D12/92
D547,240 S *	7/2007	Kulla	.....	D12/92
D547,698 S *	7/2007	Kulla	.....	D12/92
D549,614 S *	8/2007	Kulla et al.	.....	D12/92
D560,557 S *	1/2008	Kulla et al.	.....	D12/92
D589,403 S *	3/2009	Saracoglu	.....	D12/92
D590,300 S *	4/2009	Saracoglu	.....	D12/92
D590,301 S *	4/2009	Saracoglu	.....	D12/92
D610,488 S *	2/2010	Kulla et al.	.....	D12/92
D623,557 S *	9/2010	Kulla et al.	.....	D12/92

\* cited by examiner

*Primary Examiner* — Melody N Brown


(57) **CLAIM**

The ornamental design for an automobile, as shown and described.

**DESCRIPTION**

FIG. 1 is a front elevational view of an automobile, showing my new design;  
FIG. 2 is a front perspective view thereof;  
FIG. 3 is a rear perspective view thereof; and,  
FIG. 4 is a rear view thereof.

**1 Claim, 4 Drawing Sheets**



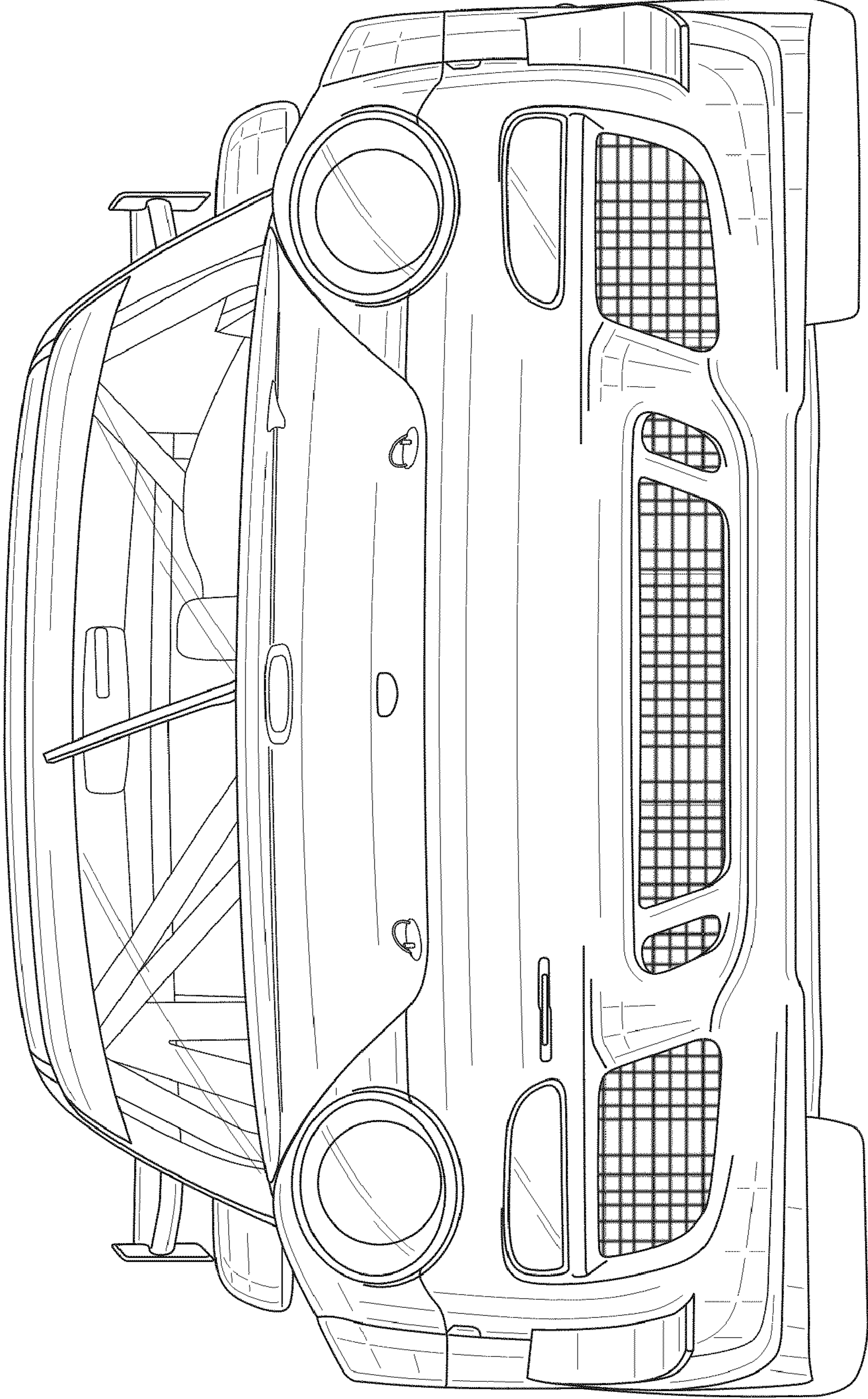


FIG. 1

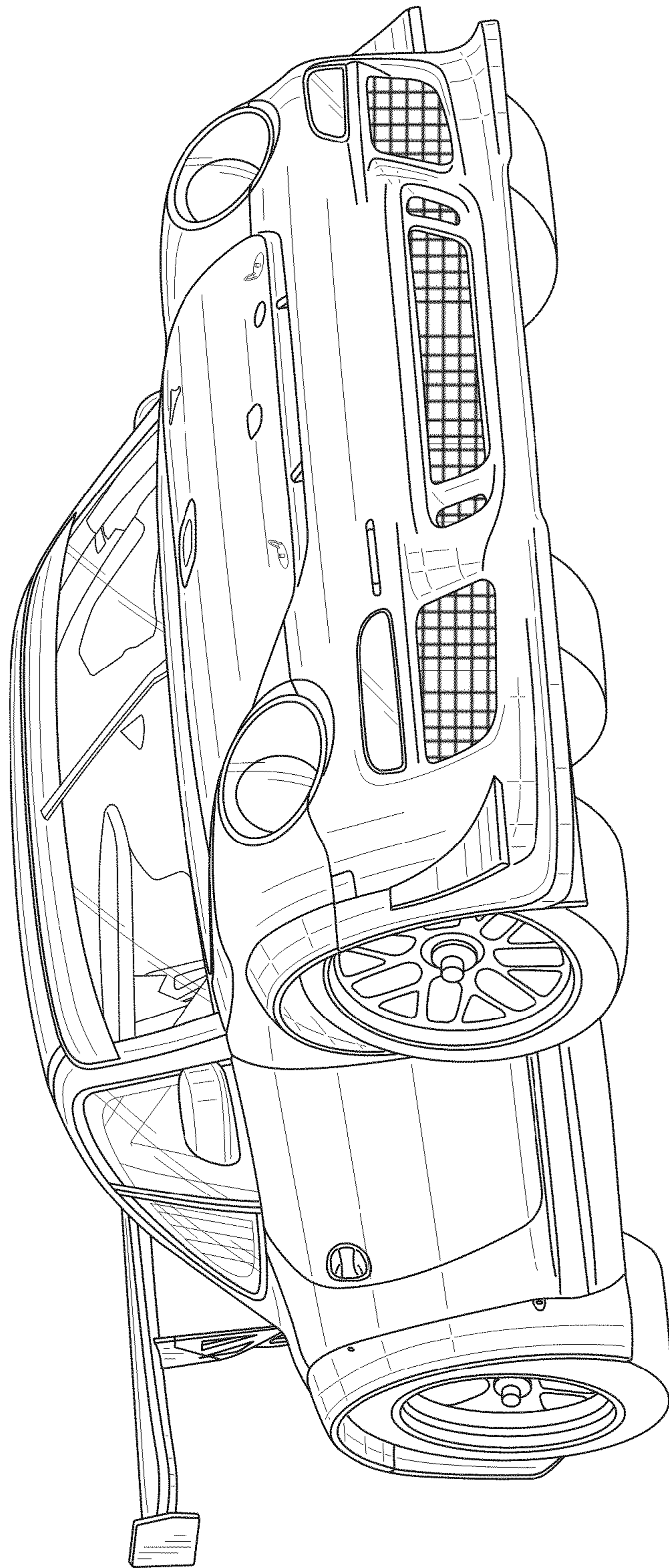


FIG. 2

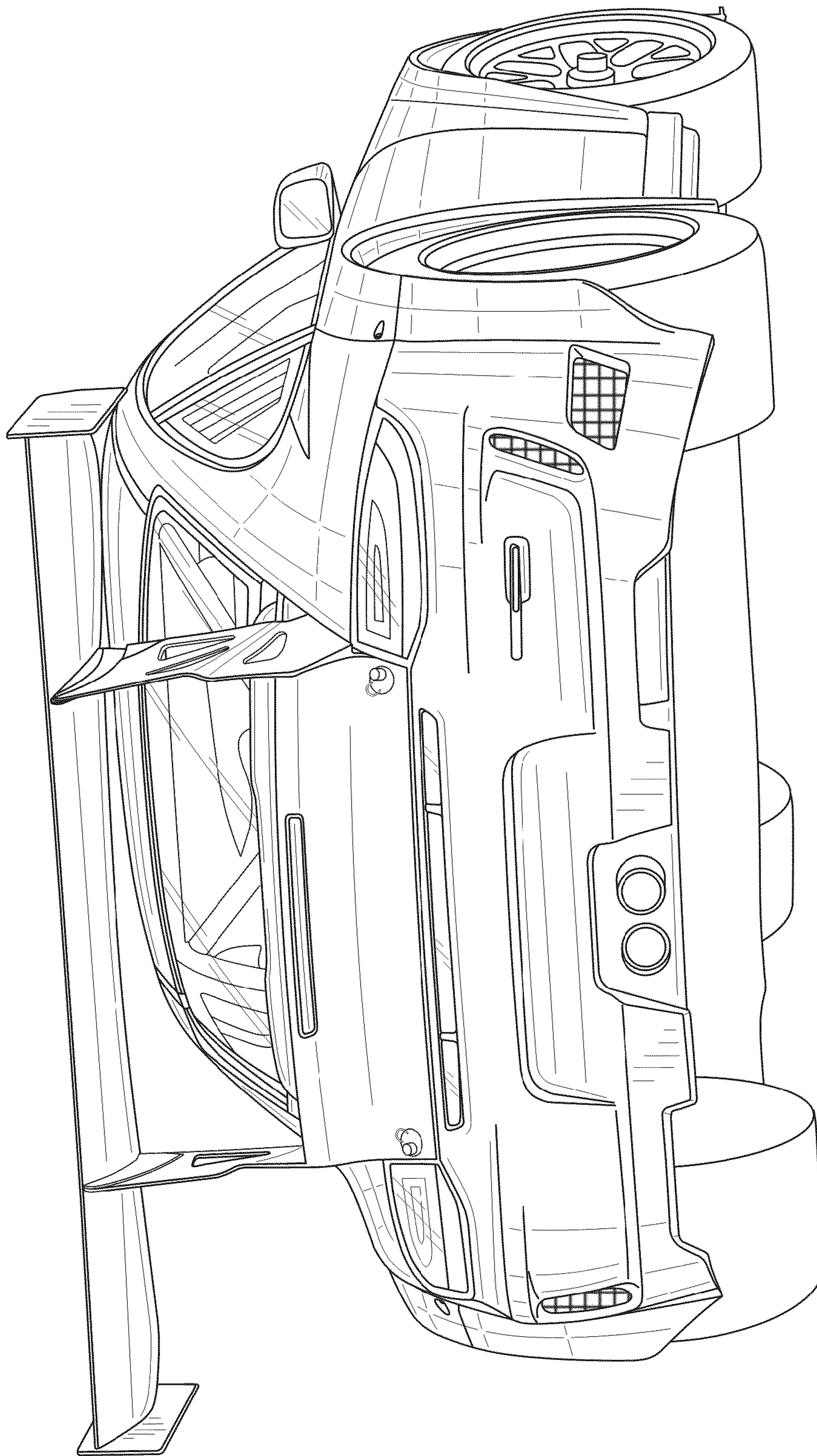


FIG. 3

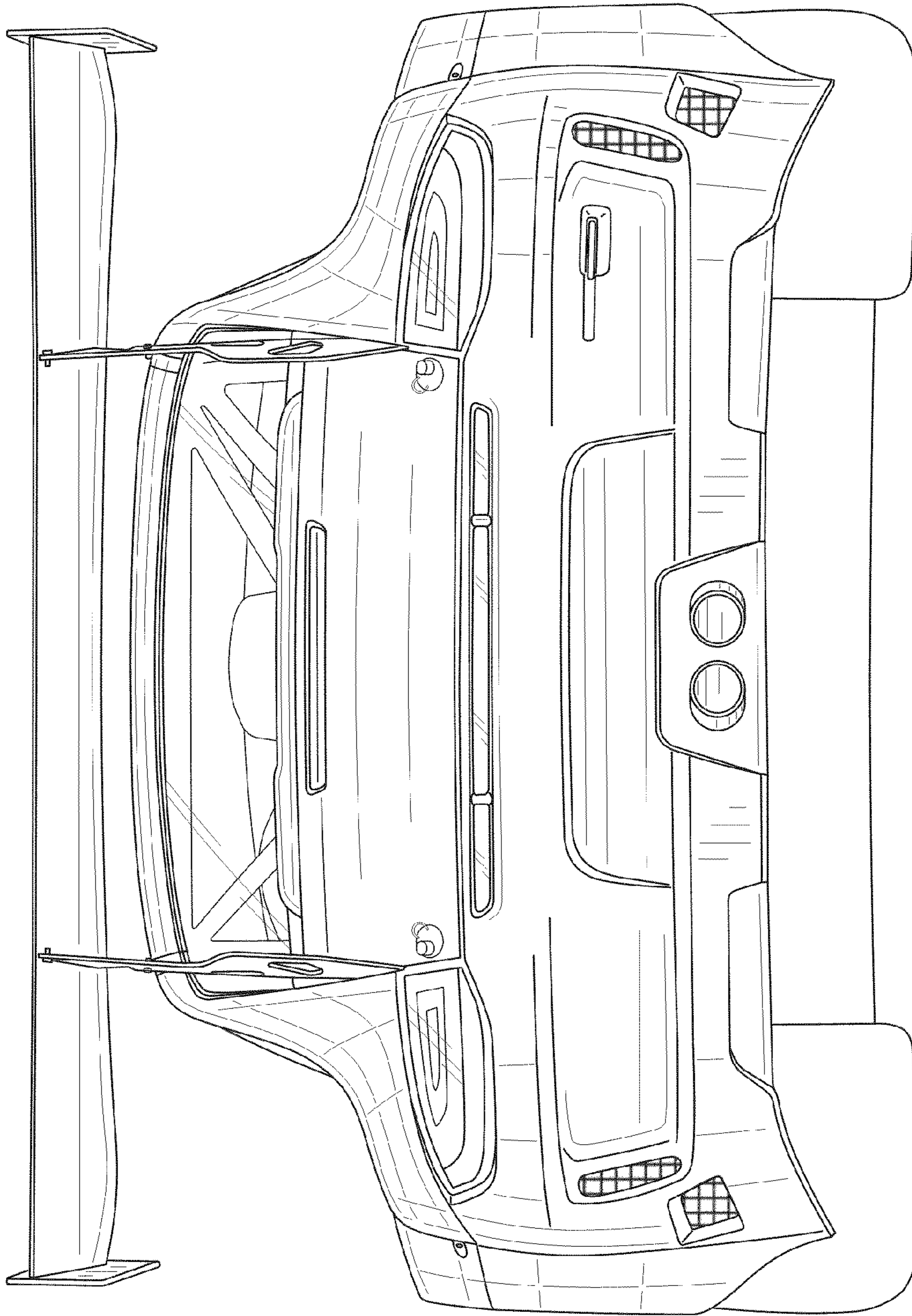


FIG. 4