



US00D651942S

(12) **United States Design Patent**
Cho

(10) **Patent No.:** **US D651,942 S**
(45) **Date of Patent:** **** Jan. 10, 2012**

(54) **WHOLE BODY OF CAR**

(75) Inventor: **Sang-yeon Cho**, Goyang-si (KR)

(73) Assignee: **GM Global Technology Operations, Inc.**, Detroit, MI (US)

(**) Term: **14 Years**

(21) Appl. No.: **29/380,667**

(22) Filed: **Dec. 9, 2010**

(30) **Foreign Application Priority Data**

Jun. 18, 2010 (KR) 30-2010-0026927

(51) **LOC (9) Cl.** **12-08**

(52) **U.S. Cl.** **D12/91**

(58) **Field of Classification Search** D12/86,
D12/90-92; D21/431, 433, 434; 296/181.1,
296/181.5

See application file for complete search history.

(56) **References Cited**

U.S. PATENT DOCUMENTS

D592,105 S * 5/2009 Dean et al. D12/92
D608,690 S * 1/2010 Folden et al. D12/91

D608,691 S * 1/2010 Zak et al. D12/91
D610,040 S * 2/2010 Thompson et al. D12/91
D630,133 S * 1/2011 Eum D12/91
D633,823 S * 3/2011 Matei et al. D12/91
D634,671 S * 3/2011 Huang et al. D12/91
D639,710 S * 6/2011 Kim D12/91
D641,291 S * 7/2011 Sperling et al. D12/91

* cited by examiner

Primary Examiner — Melody N Brown

(74) *Attorney, Agent, or Firm* — Sunstein Kann Murphy & Timbers LLP

(57) **CLAIM**

The ornamental design for a whole body of car, as shown and described.

DESCRIPTION

FIG. 1 is a perspective view of a whole body of car showing my new design;
FIG. 2 is a front elevational view thereof;
FIG. 3 is a rear elevational view thereof;
FIG. 4 is a left elevational view thereof;
FIG. 5 is a right elevational view thereof; and,
FIG. 6 is a top plan view thereof.

1 Claim, 4 Drawing Sheets





Fig. 1



Fig. 2



Fig. 3




Fig. 4




Fig. 5




Fig. 6