



US00D651938S

(12) **United States Design Patent**
Christie

(10) **Patent No.:** **US D651,938 S**

(45) **Date of Patent:** **** Jan. 10, 2012**

(54) **DRAPE FOR USE WITH A TREE, A PLANT AND/OR A DECORATIVE ORNAMENT**

(75) Inventor: **Carolyn Christie**, Dix Hills, NY (US)

(73) Assignee: **Varlety Accessories, LLC**, Sunnyside, NY (US)

(**) Term: **14 Years**

(21) Appl. No.: **29/384,046**

(22) Filed: **Jan. 26, 2011**

(51) **LOC (9) Cl.** **11-02**

(52) **U.S. Cl.** **D11/164; D11/130**

(58) **Field of Classification Search** D11/130,
D11/117, 121, 164; D2/740, 775, 861; 206/423;
383/109; 428/18, 131, 66.6, 99; 47/40.5
See application file for complete search history.

(56) **References Cited**

U.S. PATENT DOCUMENTS

D147,550 S *	9/1947	Haight	D2/861
2,568,421 A *	9/1951	Van Staagen	2/48
D175,936 S *	11/1955	Denniston	D2/861
D188,192 S *	6/1960	Riveras	D11/130
D229,758 S *	1/1974	Bartel	D11/130
D280,979 S *	10/1985	Groth	D11/130
4,581,277 A *	4/1986	Neale	428/181
D346,344 S *	4/1994	Vincent	D11/130
5,327,586 A *	7/1994	Evans et al.	2/211
D371,755 S *	7/1996	Ditullo	D11/130
D406,080 S *	2/1999	Marr	D11/130

* cited by examiner

Primary Examiner — Holly Baynham

Assistant Examiner — Michelle E Wilson

(74) *Attorney, Agent, or Firm* — Cowan, Liebowitz & Latman, PC

(57) **CLAIM**

The ornamental design for a drape for use with a tree, a plant, and/or a decorative ornament, as shown and described.

DESCRIPTION

FIG. 1 is a front view of the drape for use with a tree, a plant, and/or a decorative ornament showing my design thereof;

FIG. 2 is a back view thereof;

FIG. 3 is a side view thereof;

FIG. 4 is a bottom view thereof;

FIG. 5 is a top view thereof;

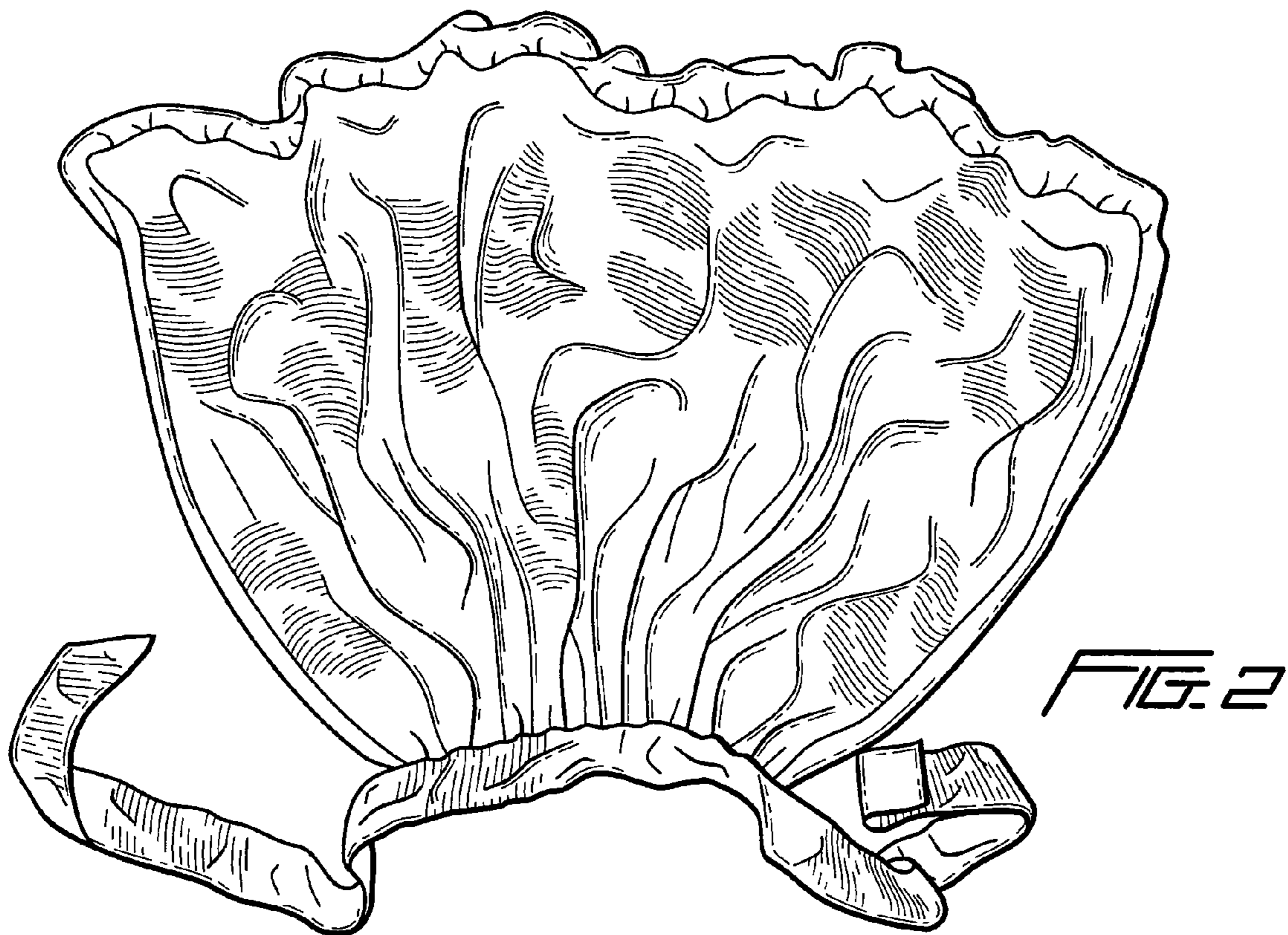
FIG. 6 is a back view of the drape for use with a tree, a plant, and/or a decorative ornament of FIG. 1, used with a tree or a plant; and,

FIG. 7 is a front view of the drape for use with a tree, a plant, and/or a decorative ornament of FIG. 1, used with a tree or a plant.

The broken line showing of the tree is included for the purpose of illustrating environmental structure and forms no part of the claimed design.

1 Claim, 4 Drawing Sheets





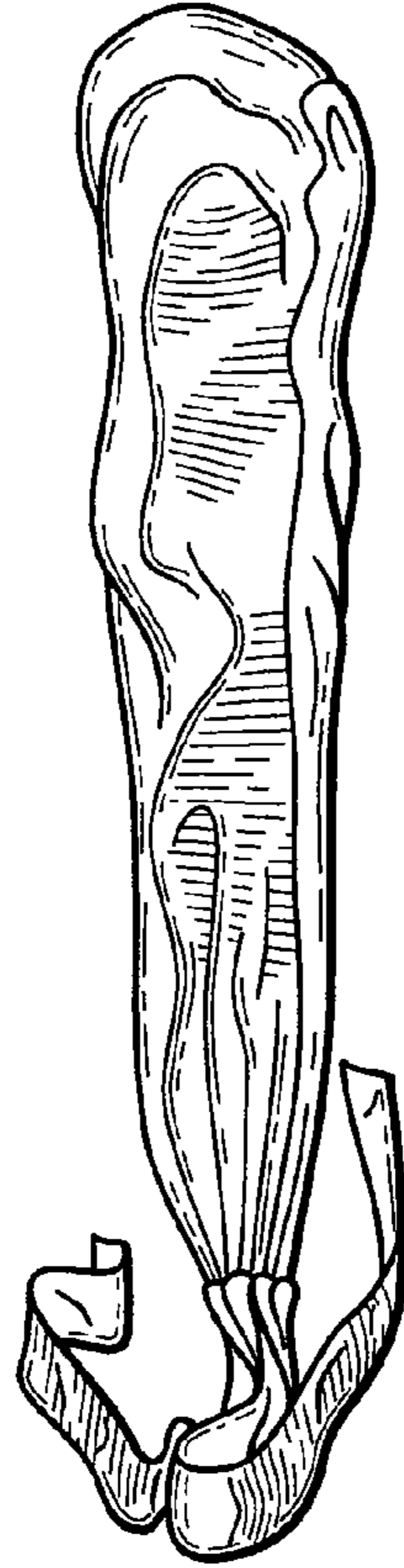


FIG. 3

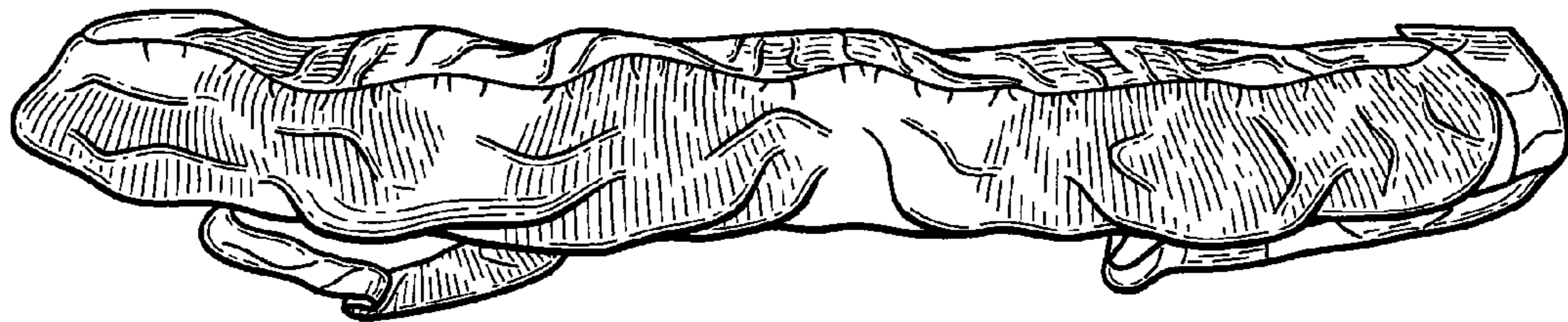


FIG. 4

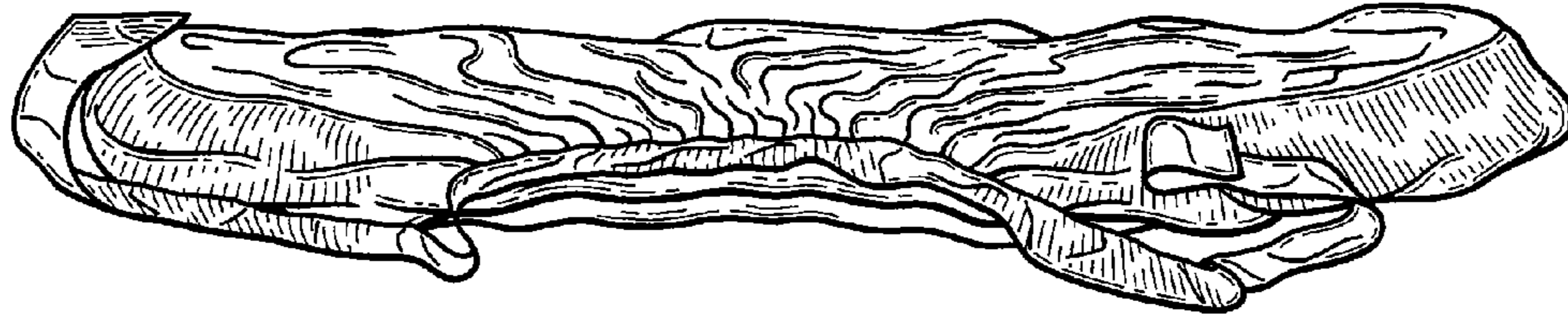


FIG. 5




FIG. 6




FIG. 7