



US00D651933S

(12) **United States Design Patent**  
**Bullock**

(10) **Patent No.:** **US D651,933 S**  
(45) **Date of Patent:** **\*\* Jan. 10, 2012**

(54) **WRISTBAND WITH WRITEABLE AND ERASABLE SURFACE**

(76) Inventor: **David Christopher Bullock**, Chesterton, IN (US)

(\*\*) Term: **14 Years**

(21) Appl. No.: **29/397,718**

(22) Filed: **Jul. 20, 2011**

(51) **LOC (9) Cl.** ..... **11-01**

(52) **U.S. Cl.** ..... **D11/3; D11/26**

(58) **Field of Classification Search** ..... D11/1-39;  
63/1.11, 3, 3.1, 3.2, 15, 15.1, 15.2, 15.3,  
63/15.4, 15.45, 15.5

See application file for complete search history.

(56) **References Cited**

U.S. PATENT DOCUMENTS

D26,459 S *	12/1896	Sadler	.....	D11/26
D35,090 S *	9/1901	Bond	.....	D11/26
D59,300 S *	10/1921	Steffen	.....	D11/26
1,752,719 A *	4/1930	Bond	.....	63/19
1,862,710 A *	6/1932	Silverman et al.	.....	63/15
D113,104 S *	1/1939	Beyer	.....	D11/4
D118,833 S *	2/1940	Pierson	.....	D11/4
D305,214 S *	12/1989	Campbell	.....	D11/26
5,491,986 A *	2/1996	White	.....	63/29.1
D462,028 S *	8/2002	Roure	.....	D11/26

D483,912 S *	12/2003	Prince et al.	.....	D11/26
D523,769 S *	6/2006	Arlanda	.....	D11/26
D523,770 S *	6/2006	Arlanda	.....	D11/26
D553,804 S *	10/2007	Kaposi	.....	D11/26
D556,079 S *	11/2007	Mouclier	.....	D11/26
D585,321 S *	1/2009	Wheatley et al.	.....	D11/26

\* cited by examiner

*Primary Examiner* — Cathron Brooks

*Assistant Examiner* — Melanie Pellegrini

(74) *Attorney, Agent, or Firm* — Hartman & Hartman, P.C.; Gary M. Hartman; Domenica N.S. Hartman

(57) **CLAIM**

The ornamental design for a wristband with writeable and erasable surface, as shown.

**DESCRIPTION**

FIG. 1 is a top view a wristband with writeable and erasable surface in accordance with this invention.

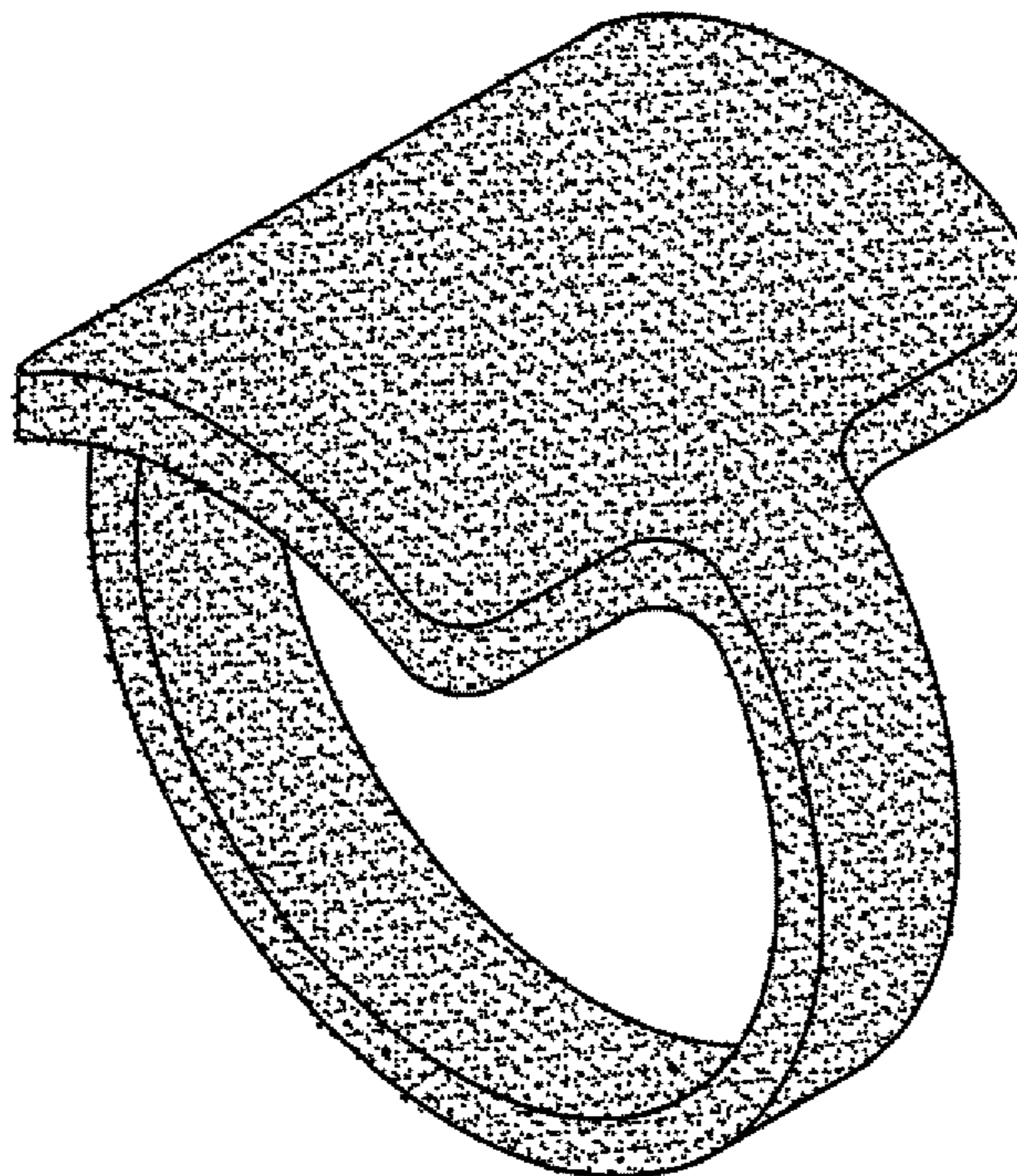
FIG. 2 is a side view of the wristband with writeable and erasable surface of FIG. 1.

FIG. 3 is a bottom view of the wristband with writeable and erasable surface of FIG. 1.

FIG. 4 is a side view of the wristband with writeable and erasable surface of FIG. 3; and,

FIG. 5 is a perspective view of the wristband with writeable and erasable surface of FIG. 1.

**1 Claim, 1 Drawing Sheet**



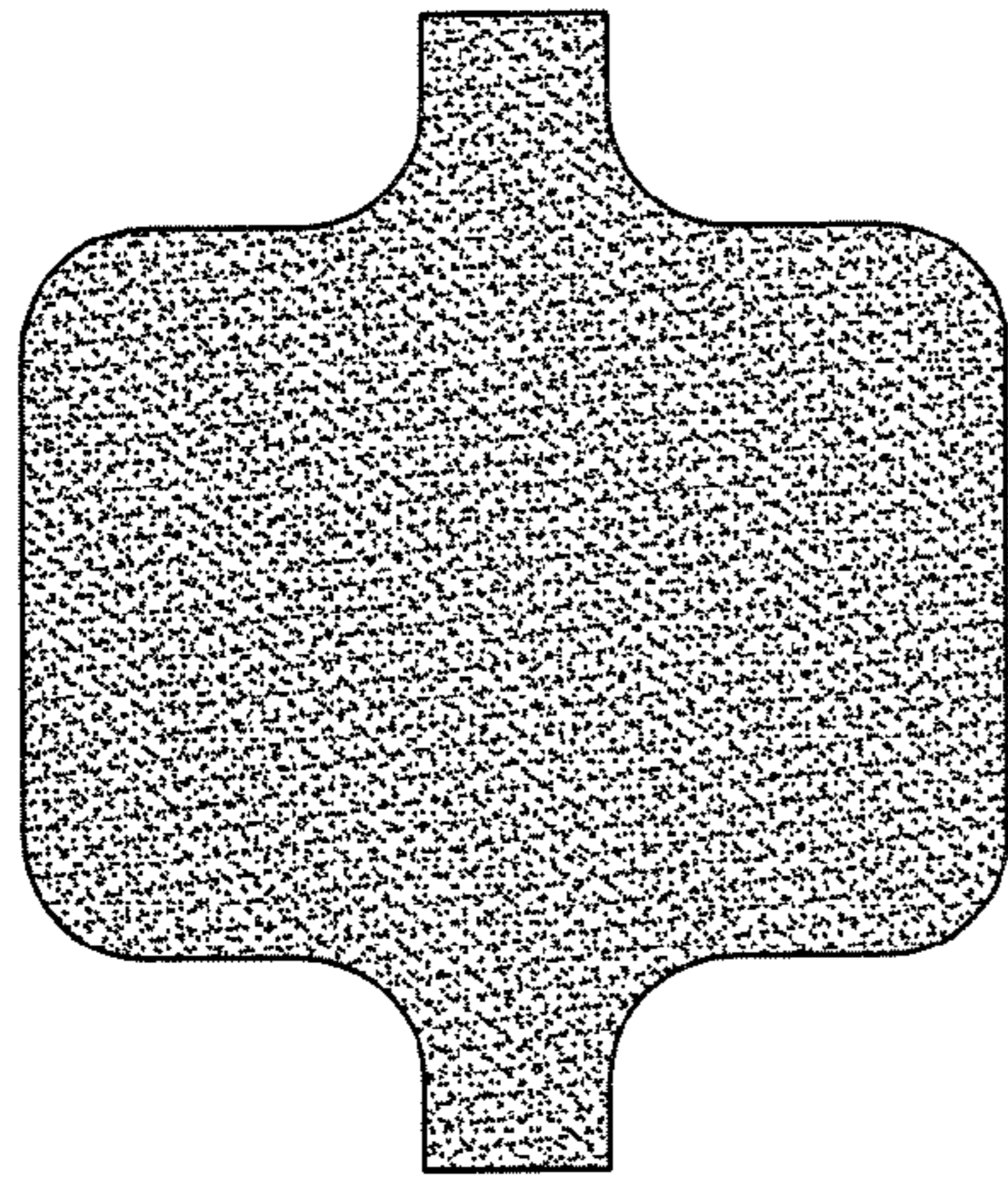


FIG. 1

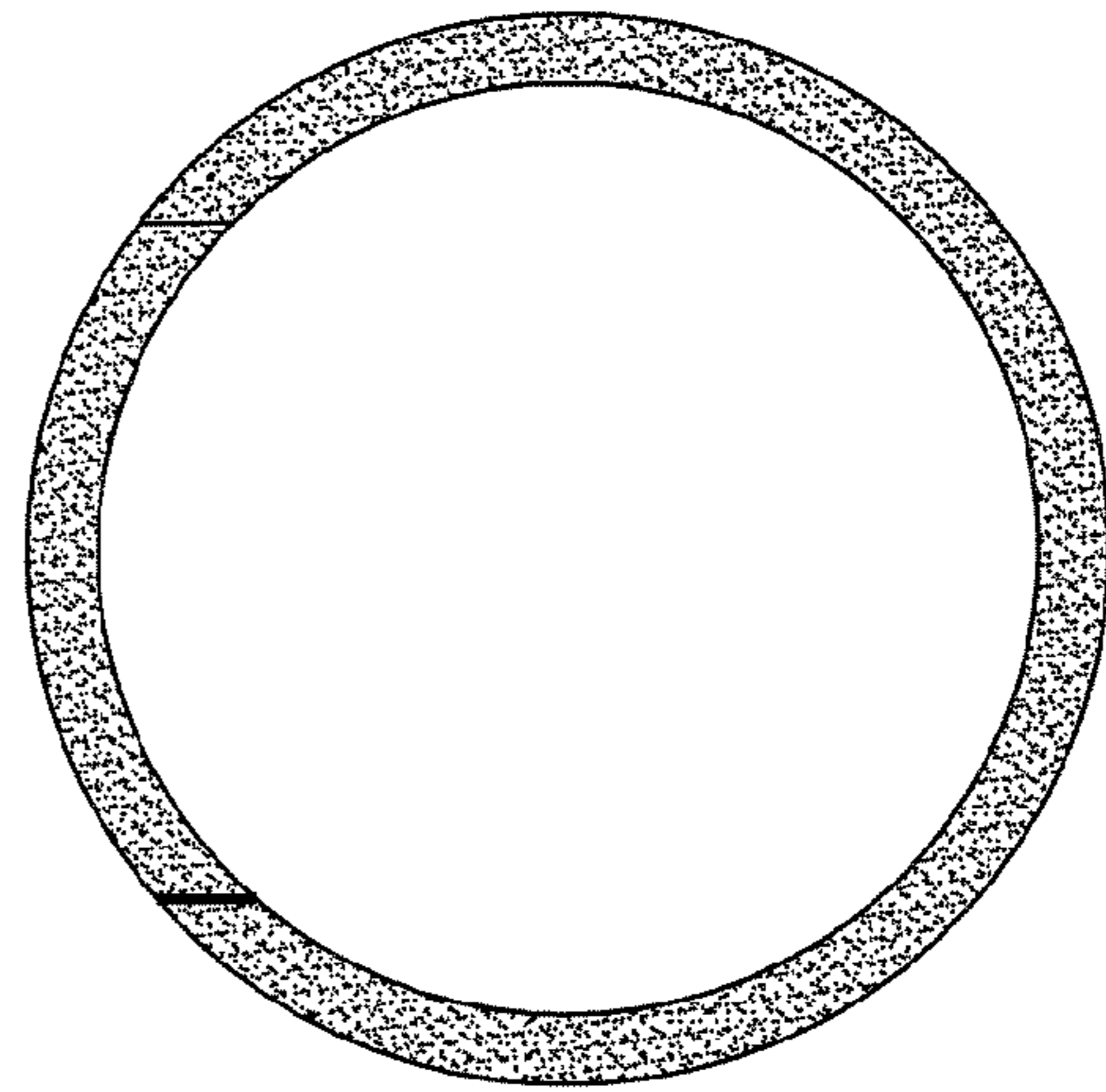


FIG. 2

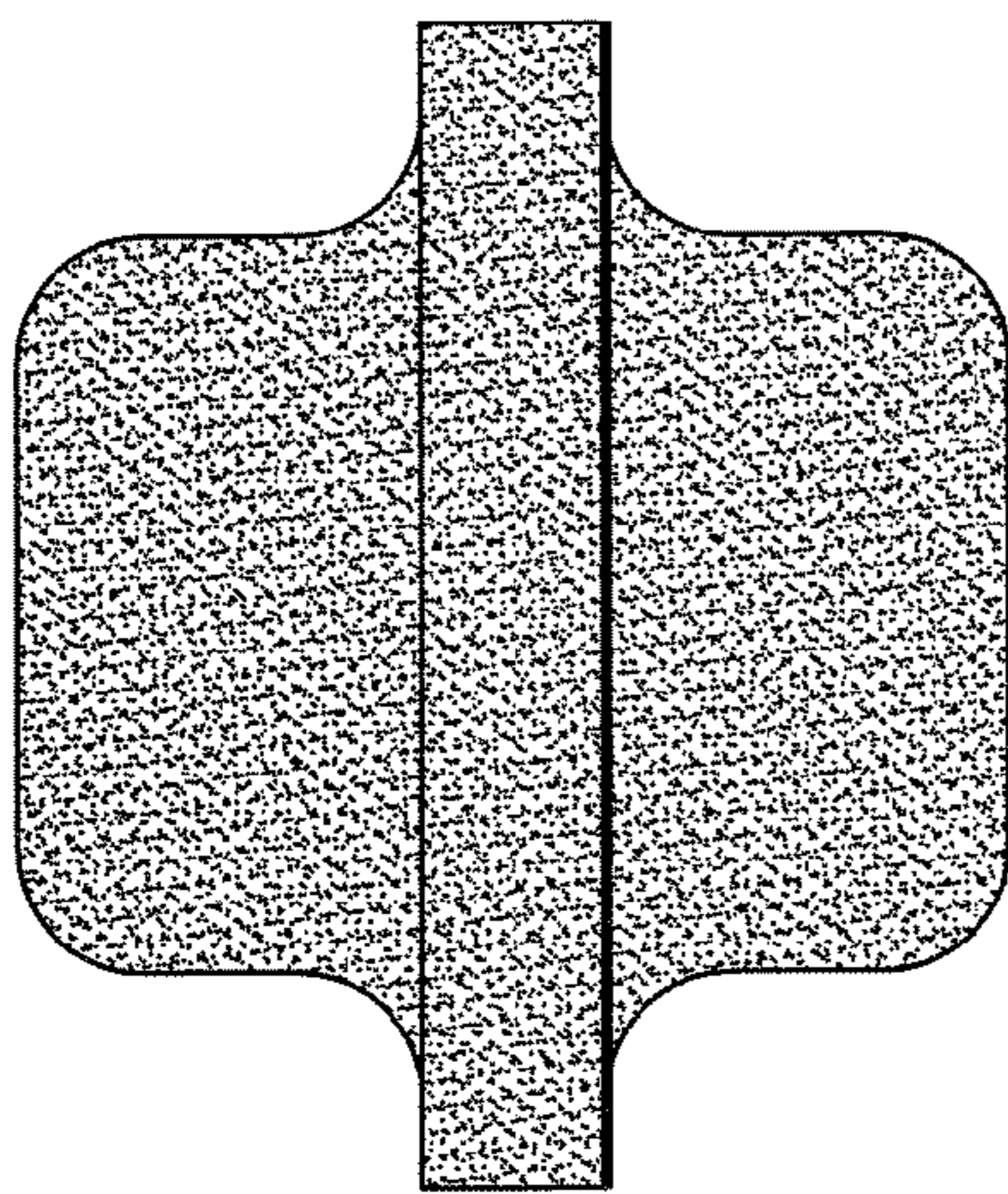


FIG. 3

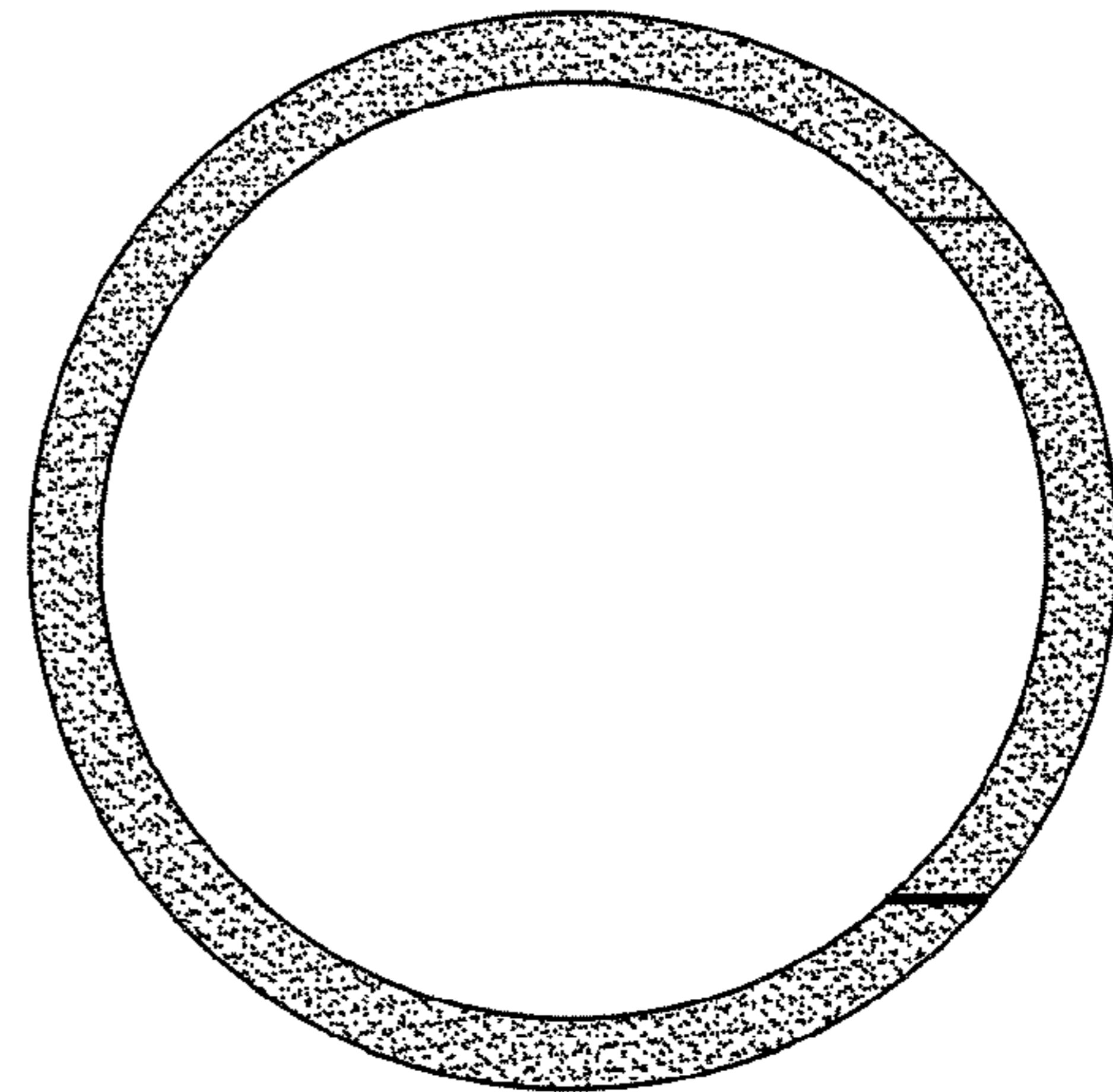


FIG. 4

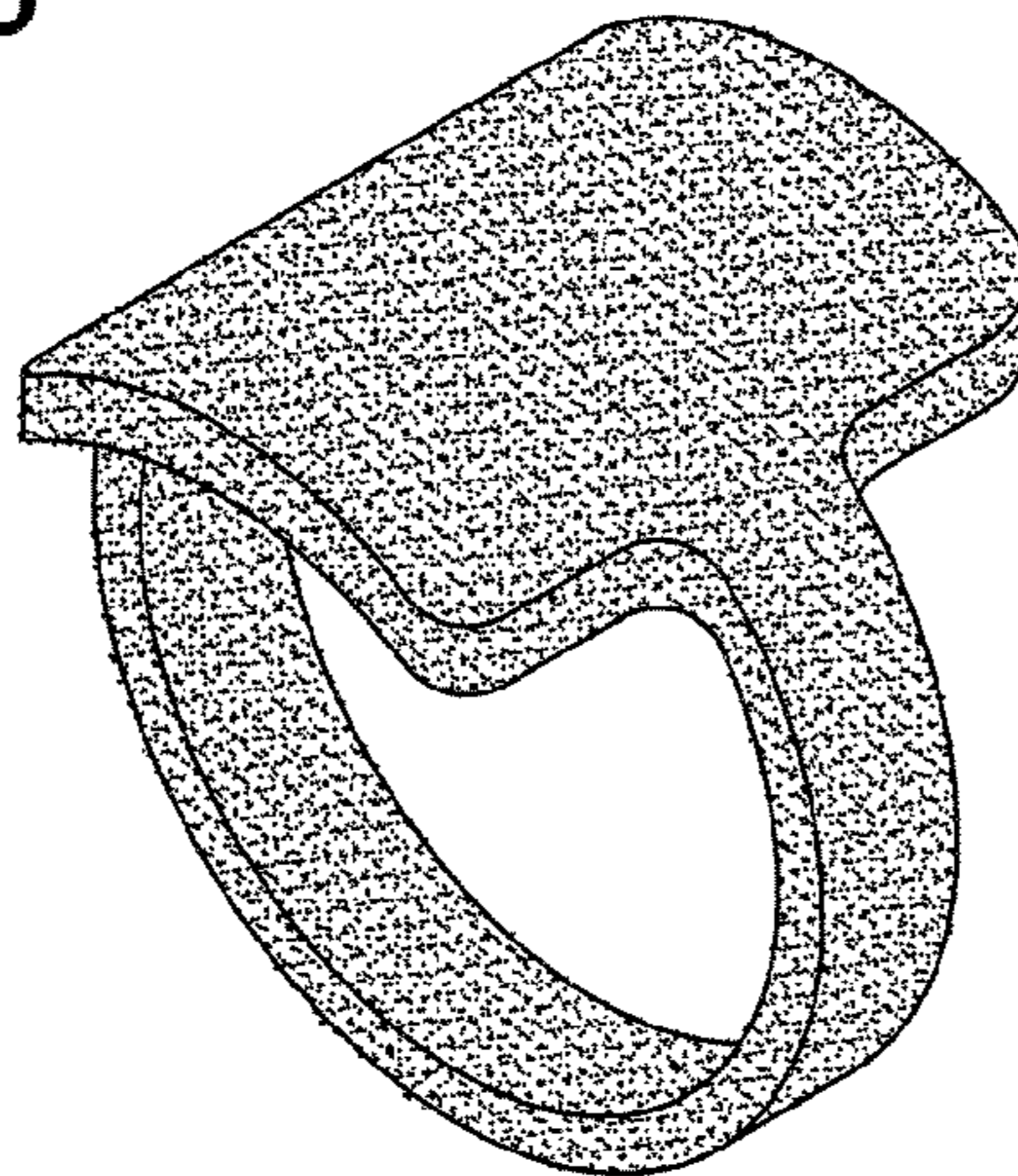


FIG. 5