



US00D651921S

(12) **United States Design Patent**
Probst

(10) **Patent No.:** **US D651,921 S**
(45) **Date of Patent:** **** Jan. 10, 2012**

(54) **CONTAINER FOR USE IN GRAPHIC AND DECORATIVE FOOD PREPARATION**

(75) Inventor: **Laurent Probst**, Alfortville (FR)

(73) Assignee: **Generation d’Idees Innovantes**, Gouvieux (FR)

(**) Term: **14 Years**

(21) Appl. No.: **29/378,565**

(22) Filed: **Nov. 5, 2010**

(30) **Foreign Application Priority Data**

May 5, 2010 (FR) 10 2413

(51) **LOC (9) Cl.** **09-01**

(52) **U.S. Cl.** **D9/724; D9/453**

(58) **Field of Classification Search** D9/434-436, D9/452-454, 723-729; D23/213; D28/7, D28/88, 89; D19/35, 41, 43, 45, 51, 57, D19/65, 66, 70; 221/64, 65, 135, 208, 278, 221/282; 222/105, 394, 402.1, 402.15, 546
See application file for complete search history.

(56) **References Cited**

U.S. PATENT DOCUMENTS

D123,502 S * 11/1940 Jung D9/453
D210,433 S * 3/1968 Wakai D19/43
D221,210 S * 7/1971 Weiner D9/724

D264,939 S * 6/1982 Stock D9/724
D264,940 S * 6/1982 Stock D9/724
D264,941 S * 6/1982 Stock D9/724
D277,736 S * 2/1985 Long D9/443
D296,081 S * 6/1988 Kuboshima D9/443
D309,716 S * 8/1990 Umekawa D9/449
D310,969 S * 10/1990 Butler D9/453
D335,256 S * 5/1993 Slavin et al. D9/724
D375,256 S * 11/1996 Chadfield D9/724
D444,175 S * 6/2001 Omura D19/49
D491,469 S * 6/2004 Horie et al. D9/529
D536,623 S * 2/2007 Ozaki et al. D9/724
D551,569 S * 9/2007 Tanaka D9/724
7,824,124 B2 * 11/2010 Francavilla et al. 401/278
D634,648 S * 3/2011 Kuzmin D9/724

* cited by examiner

Primary Examiner — Stella Reid

Assistant Examiner — Keli L Hill

(74) *Attorney, Agent, or Firm* — Egbert Law Offices PLLC

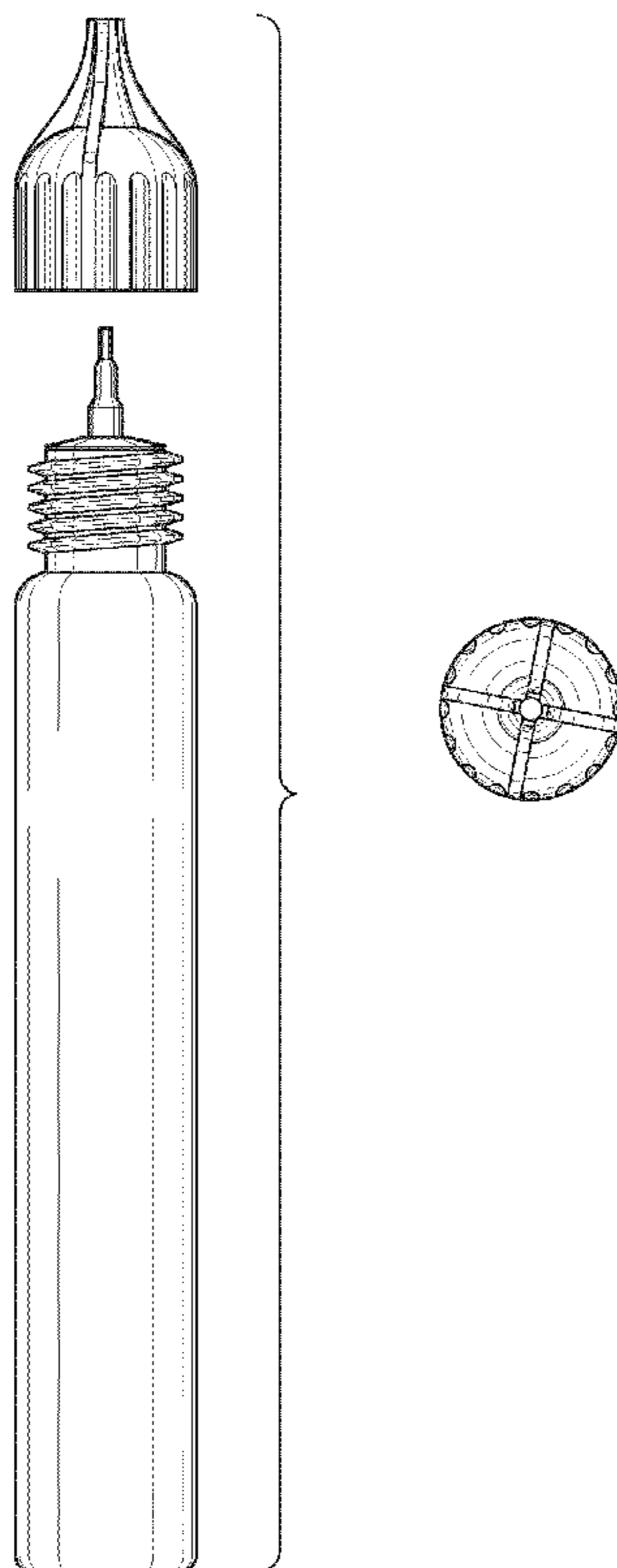
(57) **CLAIM**

The ornamental design for a container for use in graphic and decorative food preparation, as shown and described.

DESCRIPTION

FIG. 1 is an upper perspective view of the container for use in graphic and decorative food preparation showing my design.
FIG. 2 is a front view thereof;
FIG. 3 is a front view thereof showing the cap removed;
FIG. 4 is a top view thereof; and,
FIG. 5 is a bottom view thereof.

1 Claim, 1 Drawing Sheet



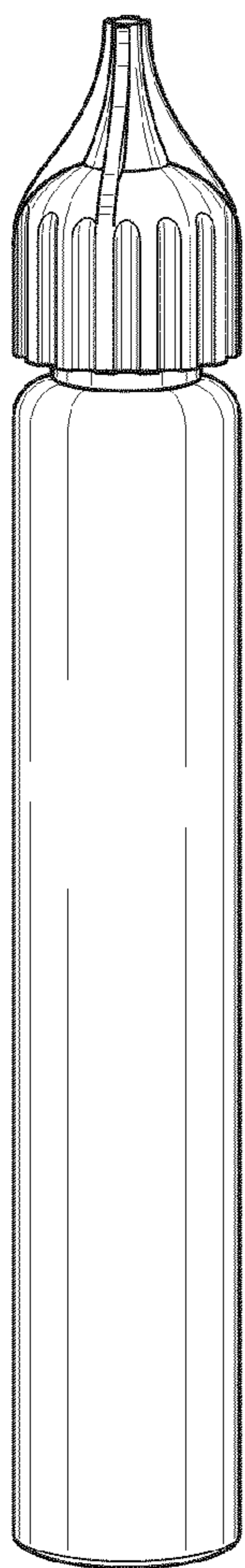


FIG. 1

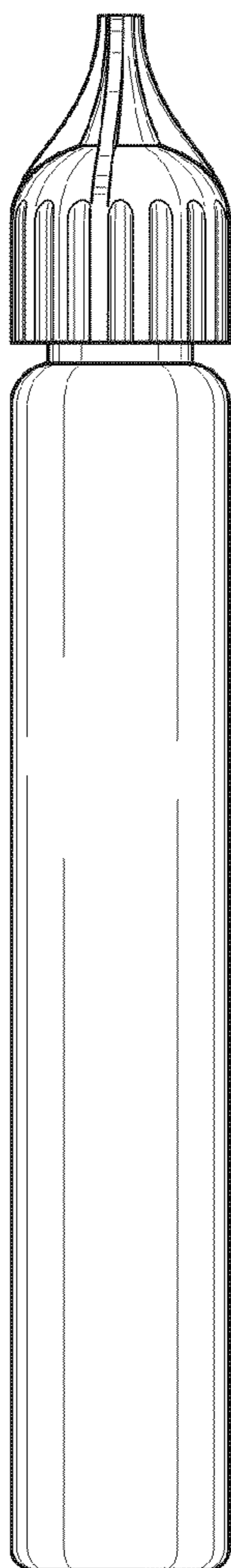


FIG. 2




FIG. 3

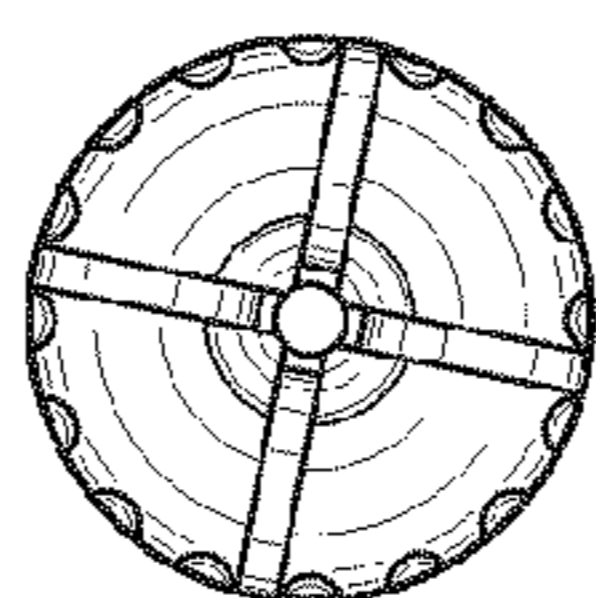


FIG. 4

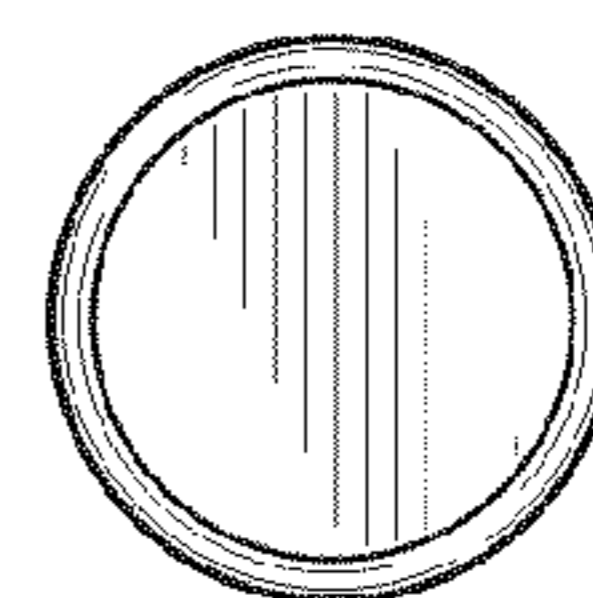


FIG. 5