



US00D651904S

(12) **United States Design Patent**
Drygala et al.

(10) **Patent No.:** **US D651,904 S**
(45) **Date of Patent:** **** Jan. 10, 2012**

(54) **CONTAINER**

(75) Inventors: **Reinie Drygala**, Mississauga (CA);
Stuart Werle, Toronto (CA); **Edmond Rampen**, Burlington (CA)

(73) Assignee: **Suncor Energy, Inc.**, Calgary, Alberta (CA)

(**) Term: **14 Years**

(21) Appl. No.: **29/358,999**

(22) Filed: **Apr. 2, 2010**

Related U.S. Application Data

(63) Continuation-in-part of application No. 12/749,450, filed on Mar. 29, 2010.

(30) **Foreign Application Priority Data**

Apr. 1, 2010 (CA) 134842

(51) **LOC (9) Cl.** **09-01**

(52) **U.S. Cl.** **D9/526; D9/565; D9/567; D9/543; D9/655**

(58) **Field of Classification Search** D9/516, D9/523, 525-527, 541, 543, 552, 554, 556, D9/565-567, 569, 575, 643, 644, 648, 649, D9/655, 658, 682, 685, 693-694; 215/379, 215/381-382, 384; D23/200, 211, 211.1, D23/211.2, 222, 225-226; 222/215, 381.1
See application file for complete search history.

(56) **References Cited**

U.S. PATENT DOCUMENTS

D250,601 S * 12/1978 Pick et al. D9/526 X
D307,714 S * 5/1990 Rosenberg D9/526 X
D314,330 S * 2/1991 Ambasz D9/565 X
D346,548 S * 5/1994 Maddox D9/658

D376,104 S * 12/1996 Gerhart et al. D9/527
D379,153 S * 5/1997 Richardson D9/554 X
D392,568 S * 3/1998 Goettner D9/526
D402,561 S * 12/1998 Utrup et al. D9/526
D406,765 S * 3/1999 Zimmer et al. D9/523
D414,115 S * 9/1999 Goettner et al. D9/526
D427,067 S * 6/2000 Miller et al. D9/554 X
D433,335 S * 11/2000 Zimmer et al. D9/523
D451,792 S * 12/2001 Siebert et al. D9/685
D474,975 S * 5/2003 DeBiasse D9/575 X
D474,976 S * 5/2003 DeBiasse D9/575 X
D487,401 S * 3/2004 Cotton et al. D9/523
D500,250 S * 12/2004 Bonelli et al. D9/658
D505,297 S * 5/2005 Poeting D7/507
D548,093 S * 8/2007 Feen et al. D9/523
D576,236 S * 9/2008 Kelley D21/717
D589,349 S * 3/2009 Prater et al. D9/543 X
D614,501 S * 4/2010 Fernandez et al. D9/543
2003/0080209 A1 * 5/2003 Dubreuil et al. 239/333

* cited by examiner

Primary Examiner — Carol P Rademaker

(74) *Attorney, Agent, or Firm* — Knobbe, Martens, Olson & Bear, LLP

(57) **CLAIM**

The ornamental design for a container, as shown and described.

DESCRIPTION

FIG. 1 is a perspective view of a container showing our new design.

FIG. 2 is a front elevational view thereof.

FIG. 3 is a rear elevational view thereof.

FIG. 4 is a left side elevational view thereof.

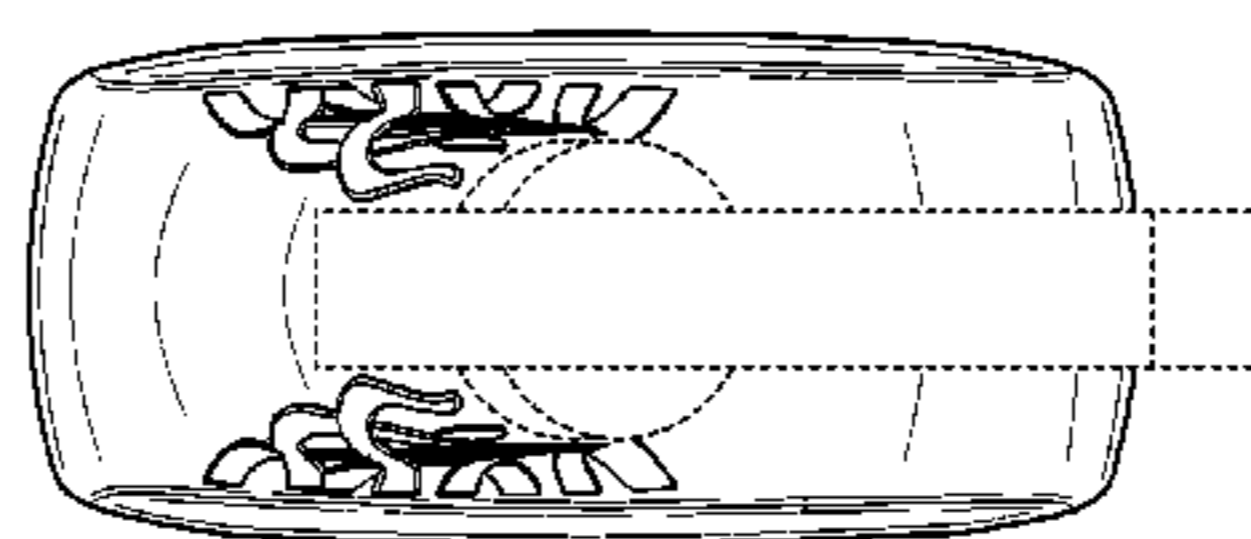
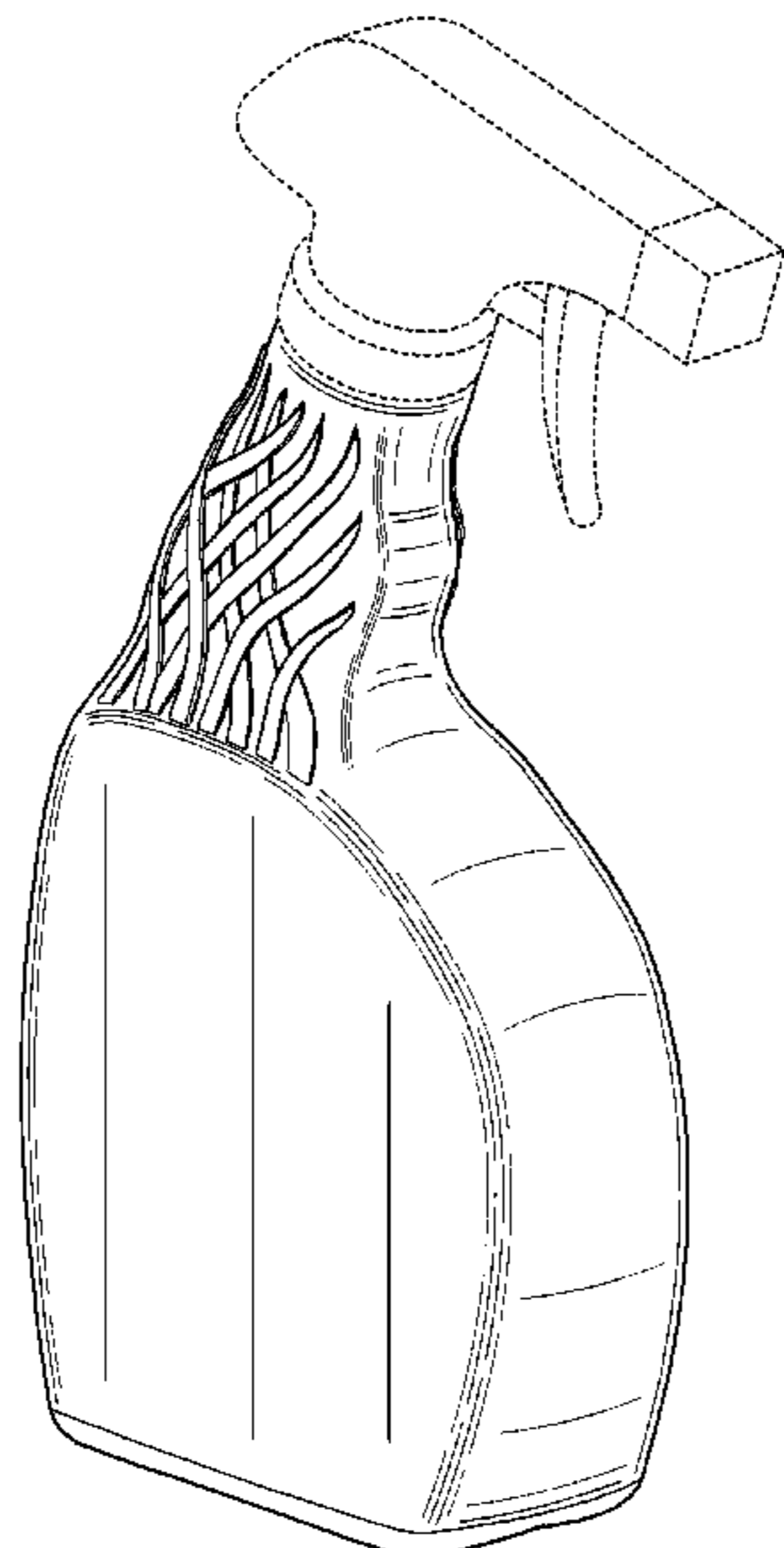
FIG. 5 is a right side elevational view thereof.

FIG. 6 is a top plan view thereof; and,

FIG. 7 is a bottom plan view thereof.

The broken lines shown in the drawing views are included for the purpose of showing environmental structure that forms no part of the claimed design.

1 Claim, 5 Drawing Sheets



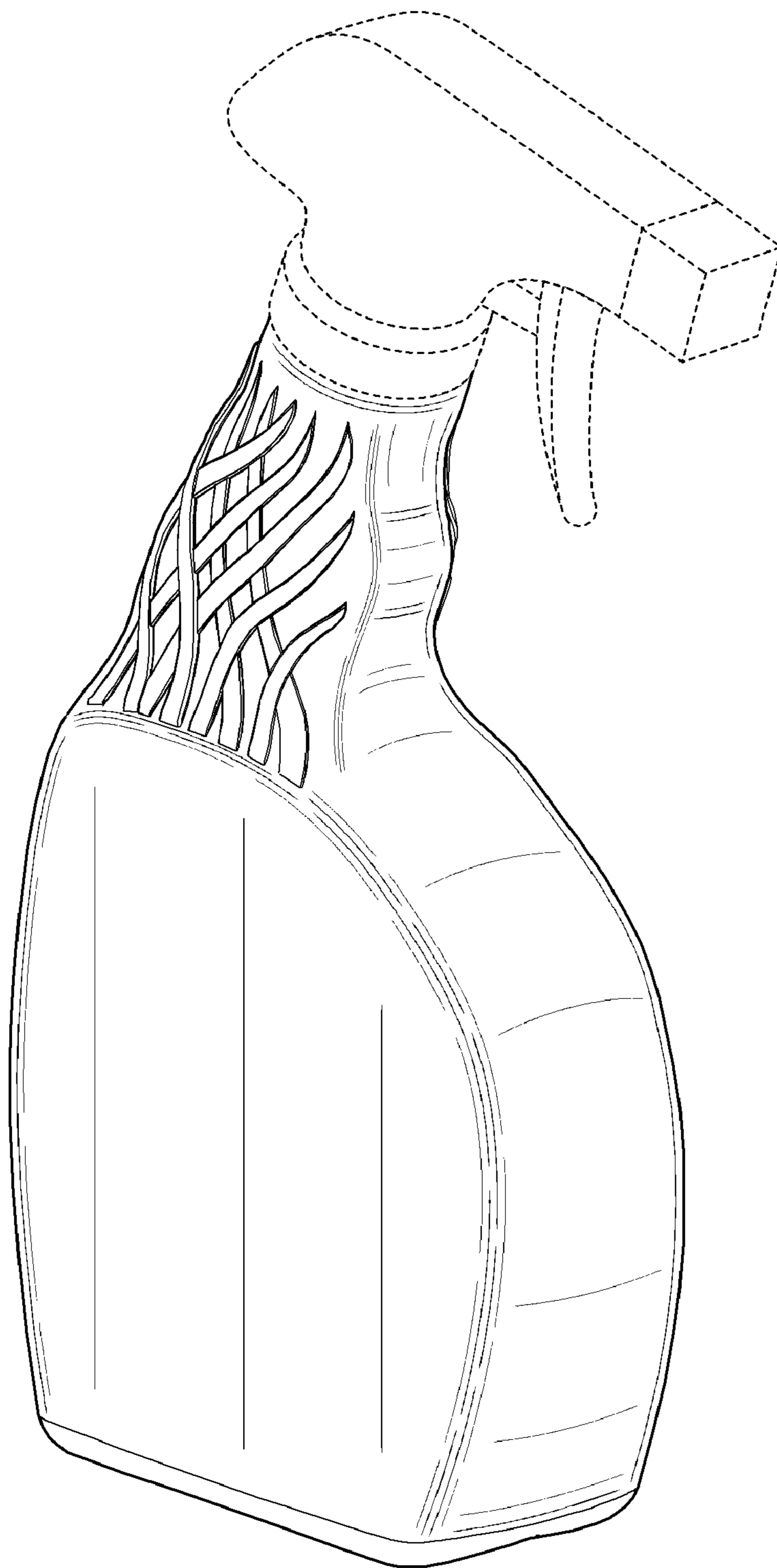


FIG. 1

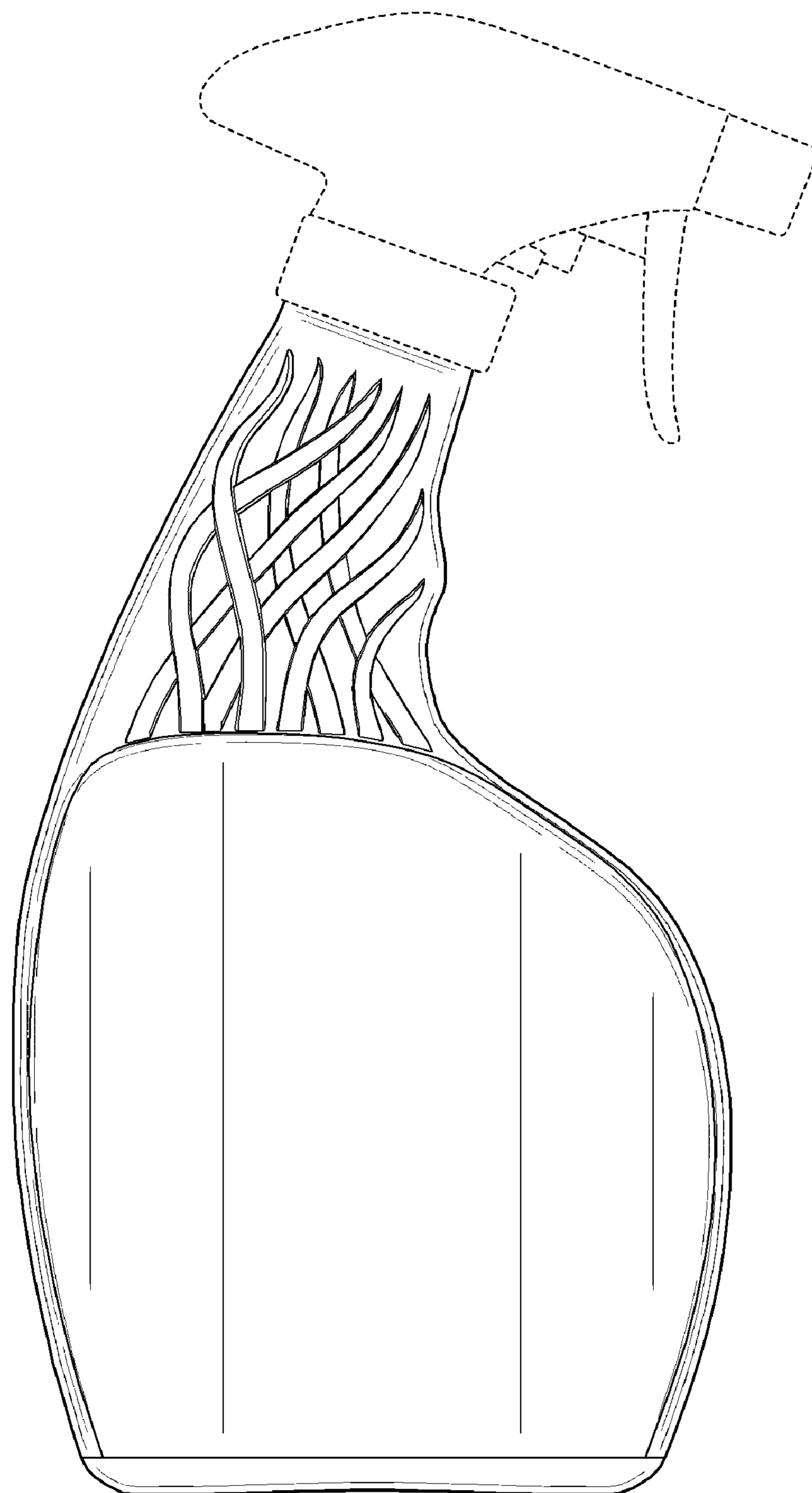


FIG. 2

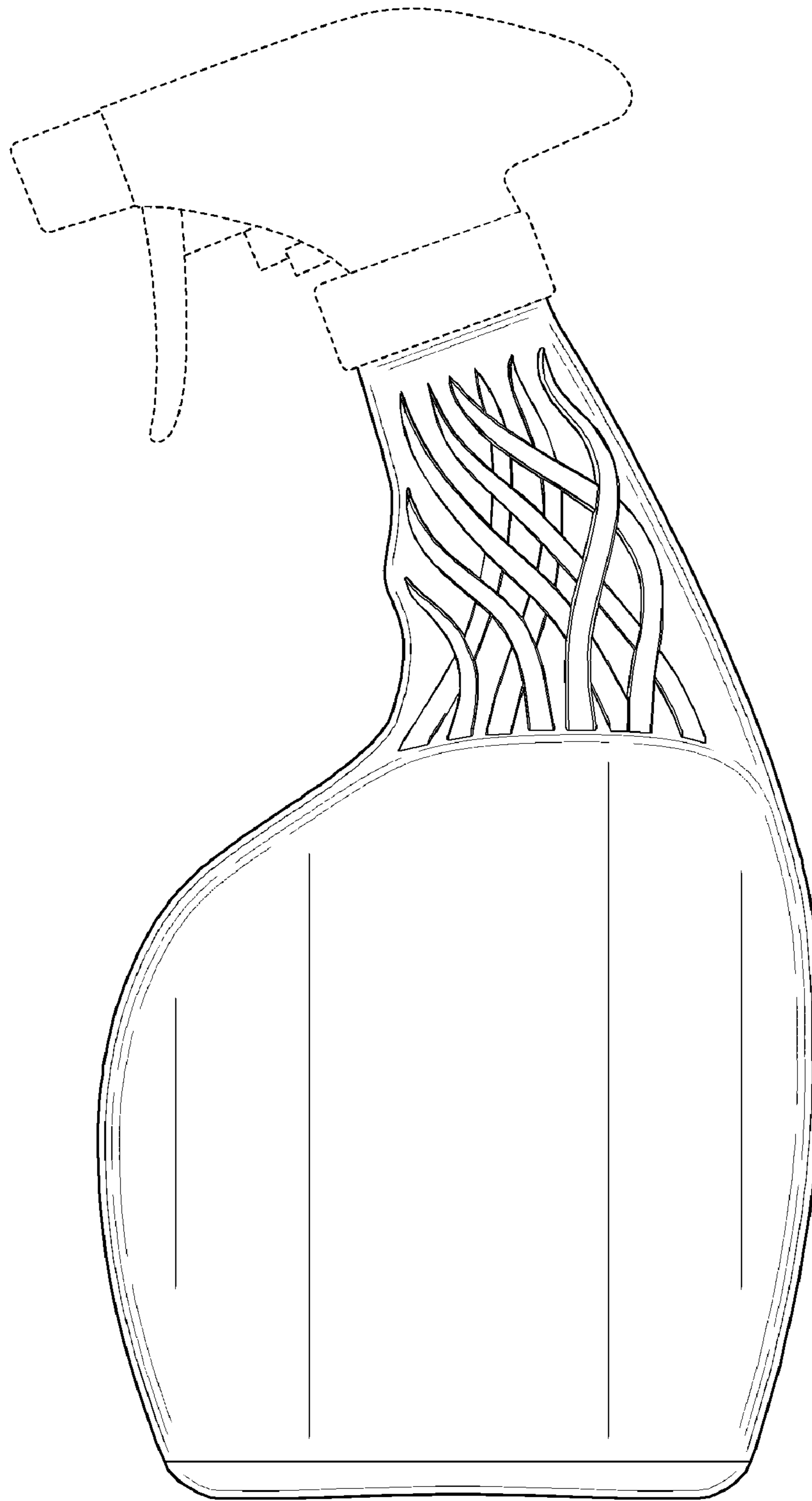


FIG. 3

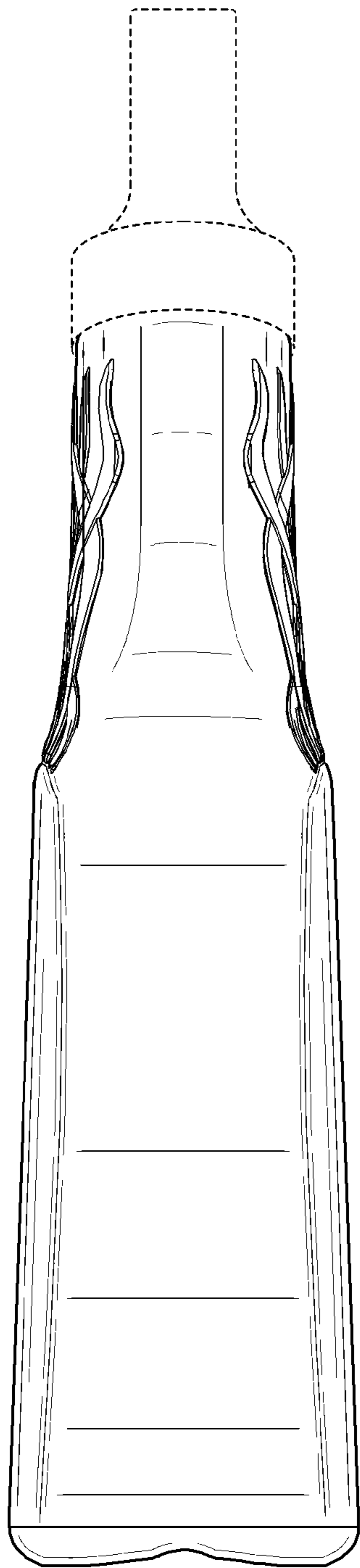


FIG. 4

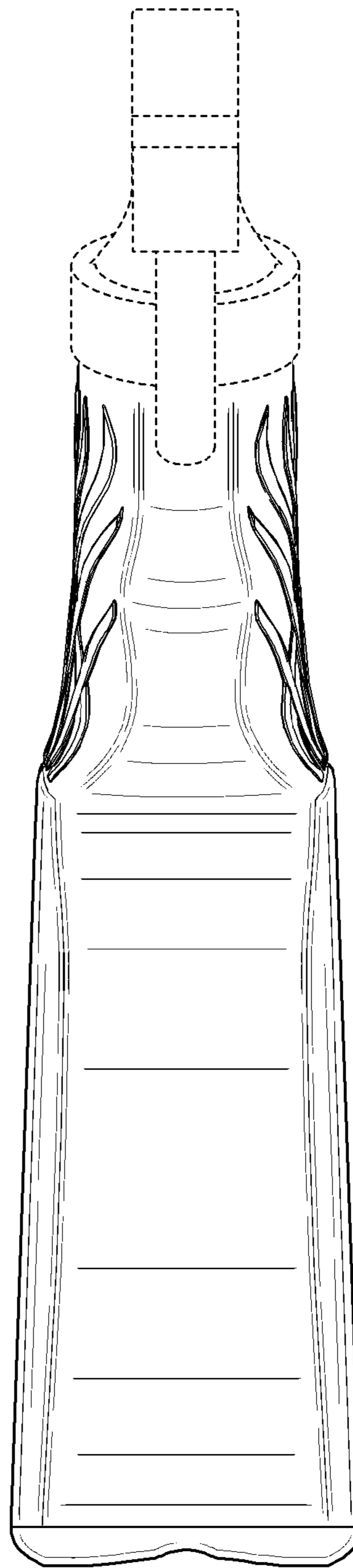


FIG. 5

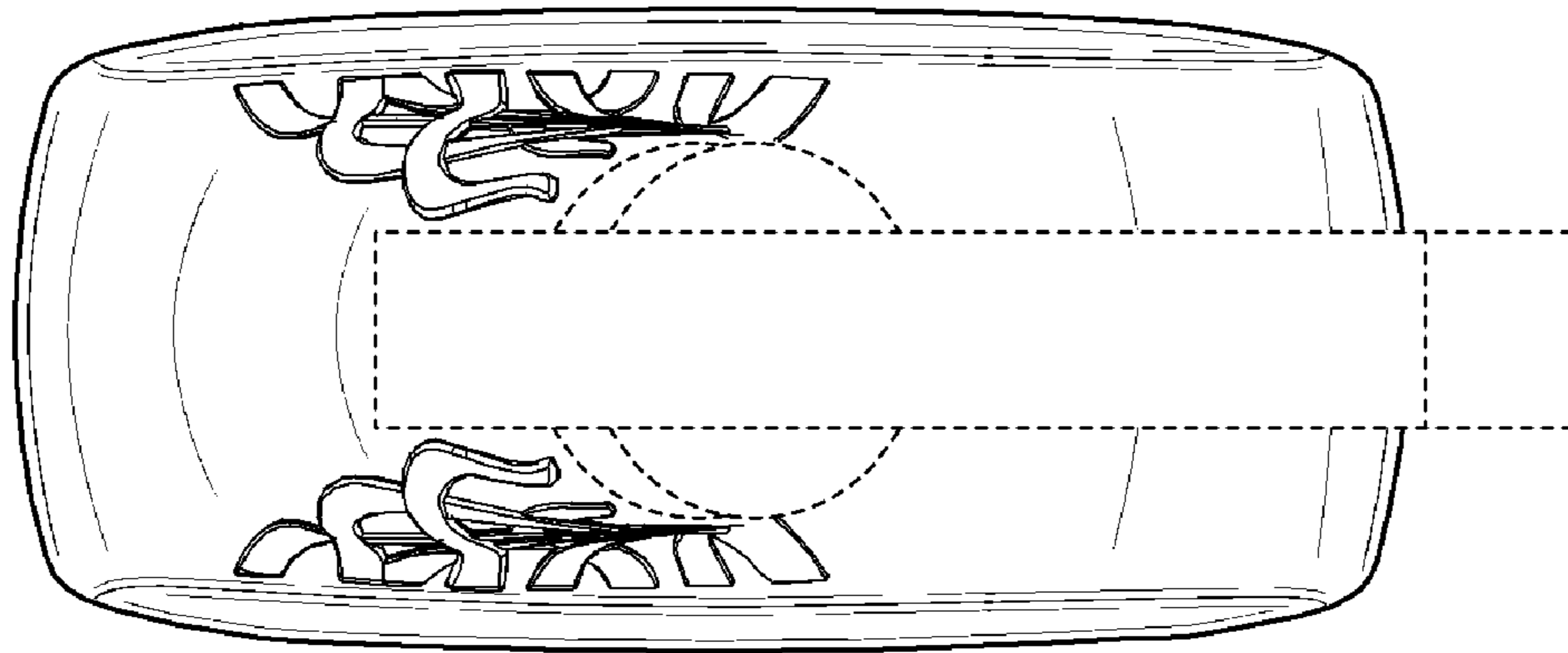


FIG. 6

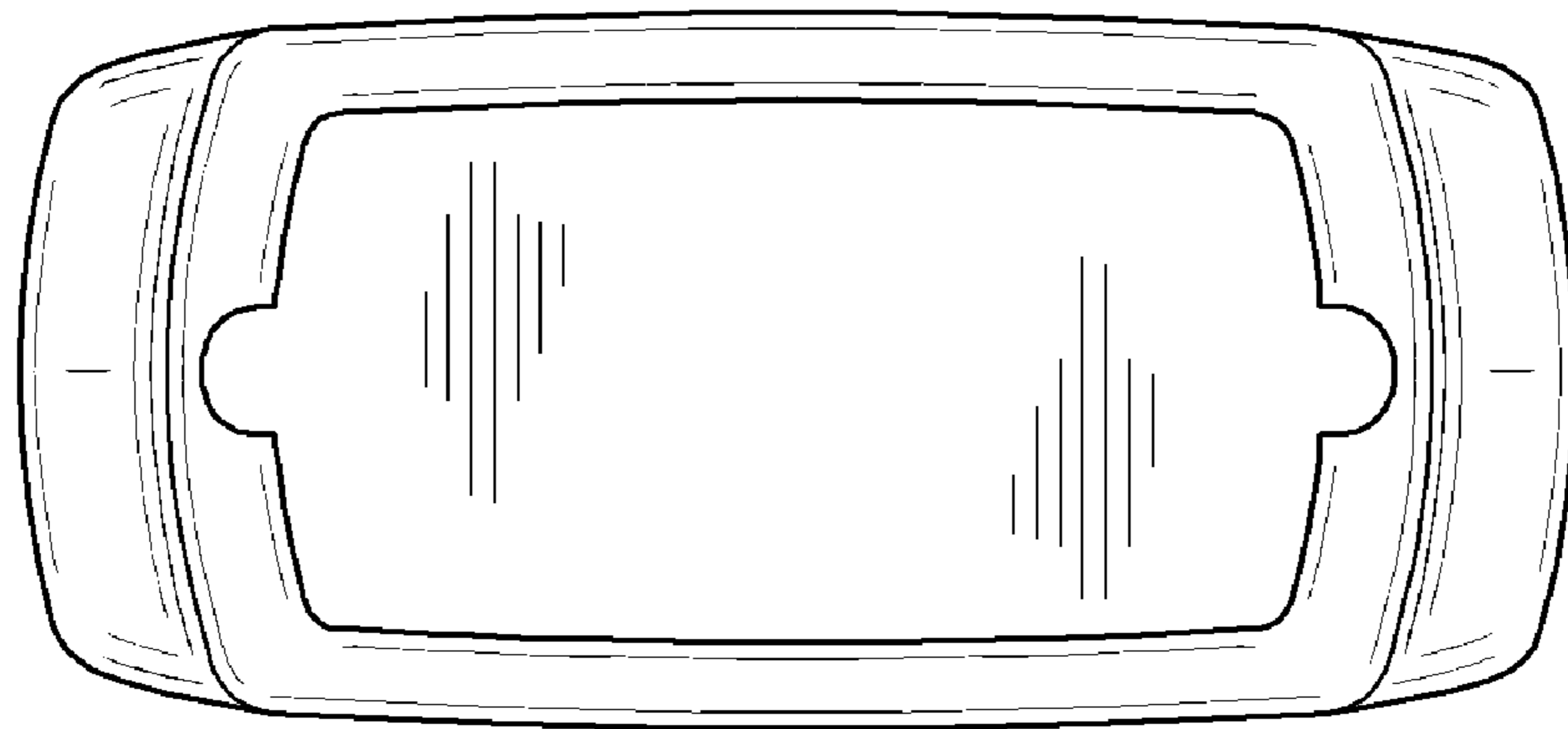


FIG. 7