



US00D651903S

(12) **United States Design Patent**  
**Teller**

(10) **Patent No.:** **US D651,903 S**  
(45) **Date of Patent:** **\*\* Jan. 10, 2012**

(54) **CONTAINER**

(75) Inventor: **Jonathan Teller**, New York, NY (US)

(73) Assignee: **The Kind Group**, New York, NY (US)

(\*\*) Term: **14 Years**

(21) Appl. No.: **29/367,833**

(22) Filed: **Aug. 13, 2010**

(51) **LOC (9) Cl.** ..... **09-01**

(52) **U.S. Cl.** ..... **D9/521; D9/529**

(58) **Field of Classification Search** ..... D9/516,  
D9/521, 523, 529, 549, 565, 571, 420, 423-424,  
D9/446, 449; D28/73, 76, 78; D3/247, 265;  
206/221, 233

See application file for complete search history.

(56) **References Cited**

U.S. PATENT DOCUMENTS

D274,604 S *	7/1984	Jeruchim .....	D9/526
D349,057 S *	7/1994	Farce .....	D9/523
D349,058 S *	7/1994	Farce .....	D9/523
D383,972 S *	9/1997	Weiss .....	D9/686
D392,890 S *	3/1998	Zaksenberg .....	D9/520
D445,563 S *	7/2001	Cautereels .....	D3/205
D463,744 S *	10/2002	Brozell .....	D9/449
D465,149 S *	11/2002	Bennett et al. ....	D9/691
D467,799 S *	12/2002	Persson .....	D9/420
D475,282 S *	6/2003	Snaith et al. ....	D9/420
D510,029 S *	9/2005	Marcot .....	D9/529
D510,461 S *	10/2005	Vu .....	D28/66
D536,253 S *	2/2007	Howes et al. ....	D9/529
D544,150 S *	6/2007	Aledo et al. ....	D28/66

D547,189 S *	7/2007	Legros .....	D9/521
D548,887 S *	8/2007	Aledo et al. ....	D28/66
D576,032 S *	9/2008	Wolff et al. ....	D9/418
D594,321 S *	6/2009	Tanaka et al. ....	D9/420
D600,124 S *	9/2009	Garcin .....	D9/521
D605,513 S *	12/2009	Weber .....	D9/449
D605,514 S *	12/2009	Weber .....	D9/449

\* cited by examiner

*Primary Examiner* — Ian Simmons

*Assistant Examiner* — Dana L Sipos

(74) *Attorney, Agent, or Firm* — McCormick, Paulding & Huber LLP

(57) **CLAIM**

The ornamental design for a container, substantially as shown and described.

**DESCRIPTION**

FIG. 1 is a front, top, left-hand side perspective view of a container comprising a new, original and ornamental design; FIG. 2 is a front view of a container comprising the new, original and ornamental design;

FIG. 3 is a rear view of a container comprising the new, original and ornamental design;

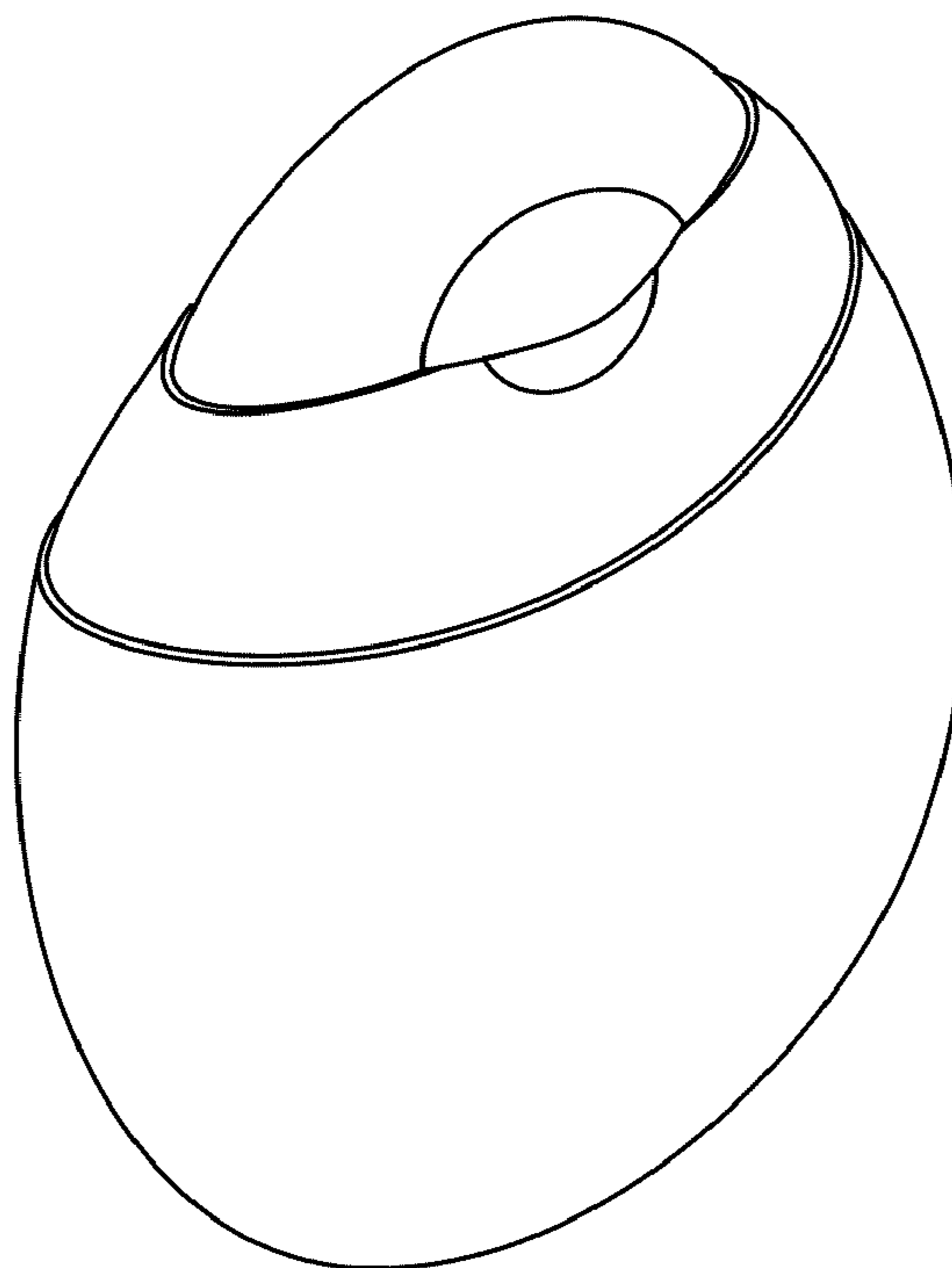
FIG. 4 is a left-hand side view of a container comprising the new, original and ornamental design;

FIG. 5 is a right-hand side view of a container comprising the new, original and ornamental design;

FIG. 6 is a top view of a container comprising the new, original and ornamental design; and,

FIG. 7 is a bottom view of a container comprising the new, original and ornamental design.

**1 Claim, 2 Drawing Sheets**



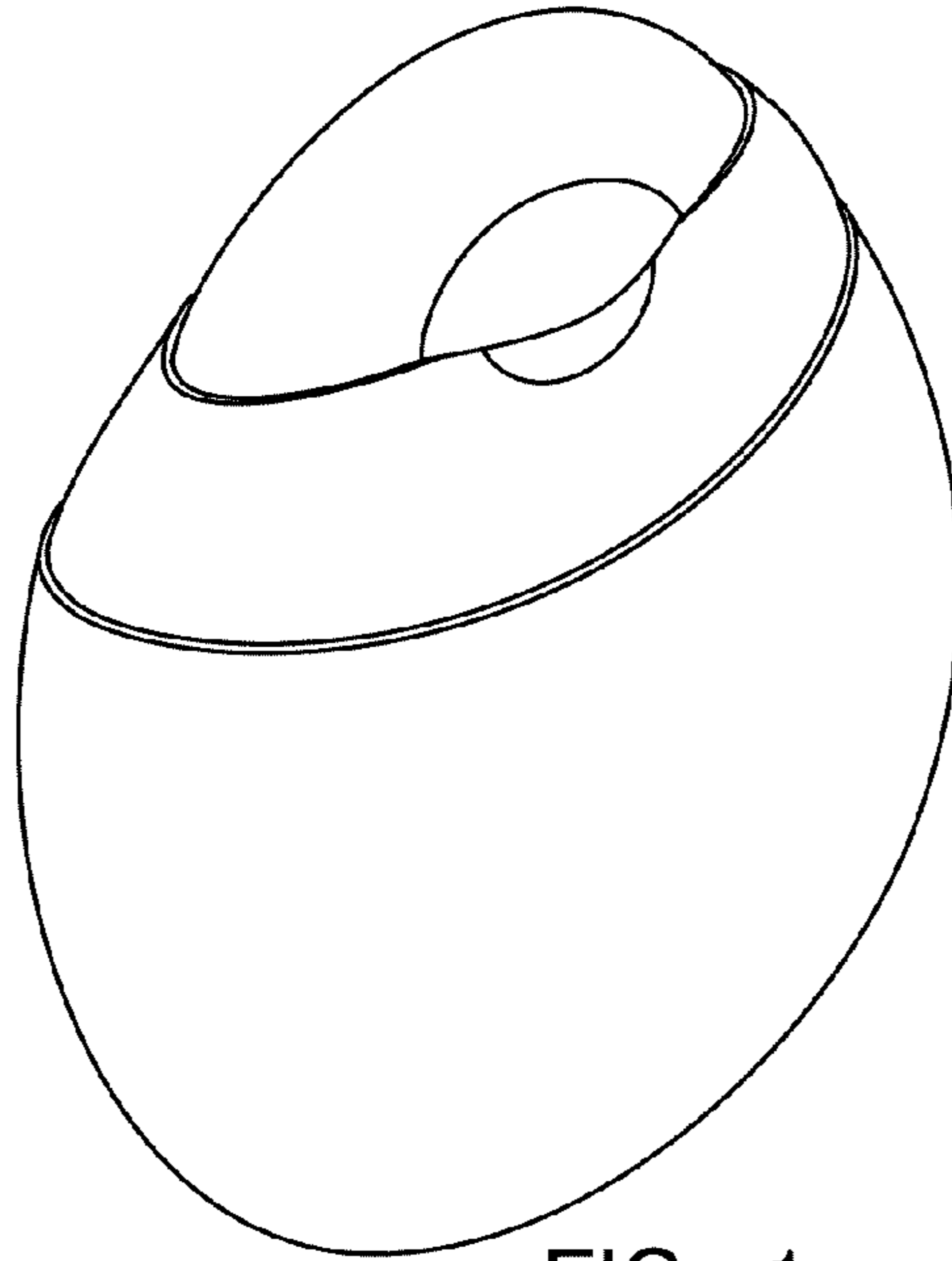


FIG. 1

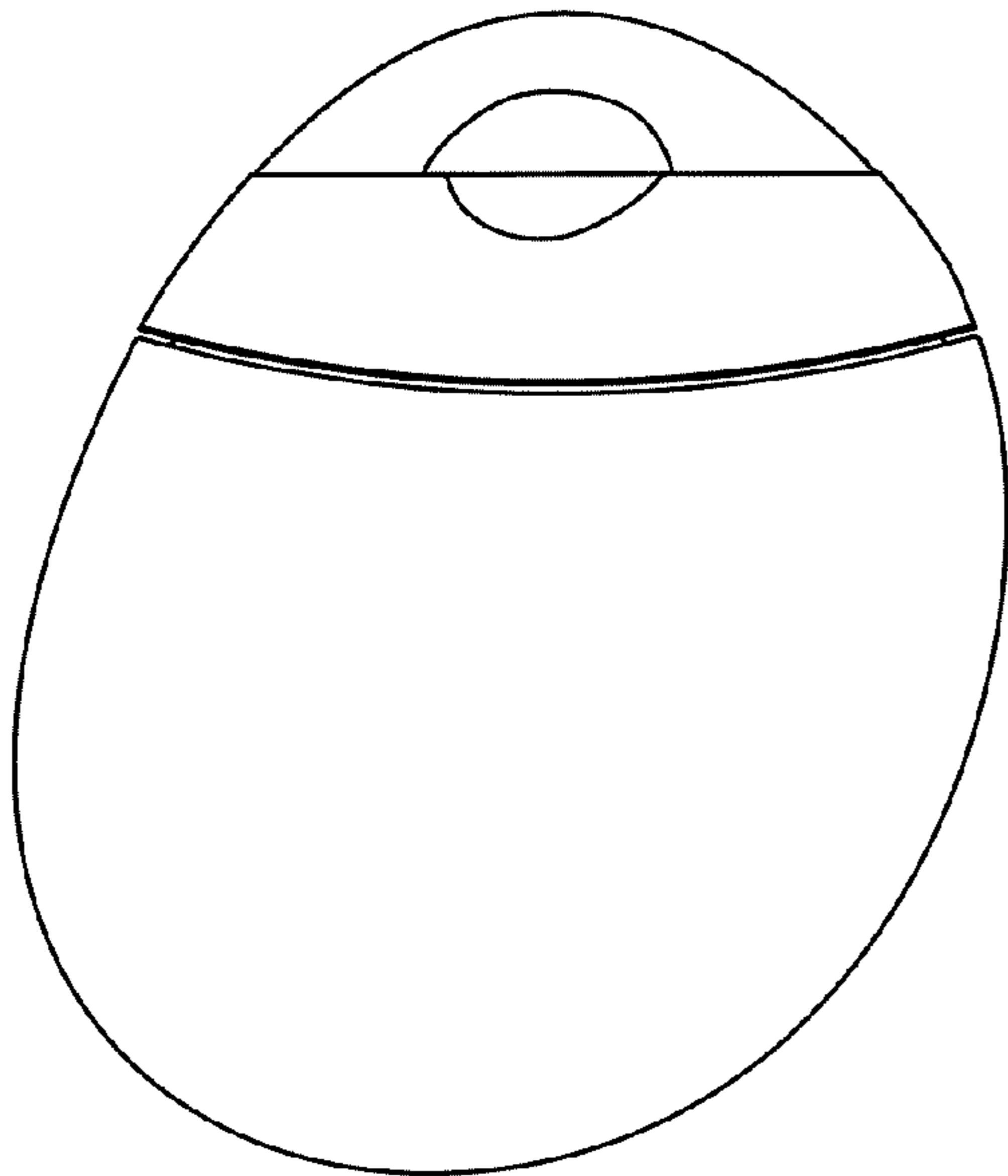


FIG. 2

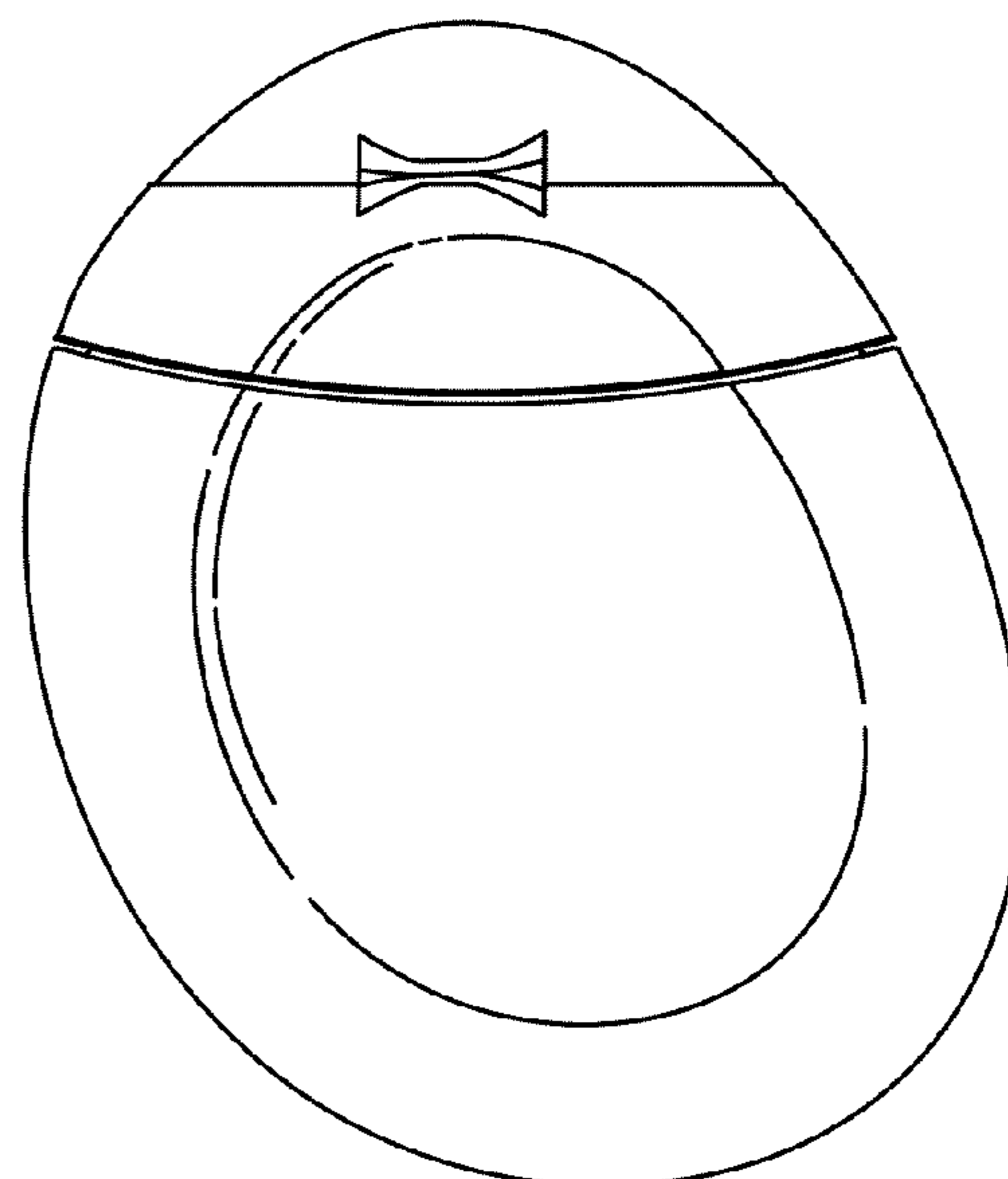


FIG. 3

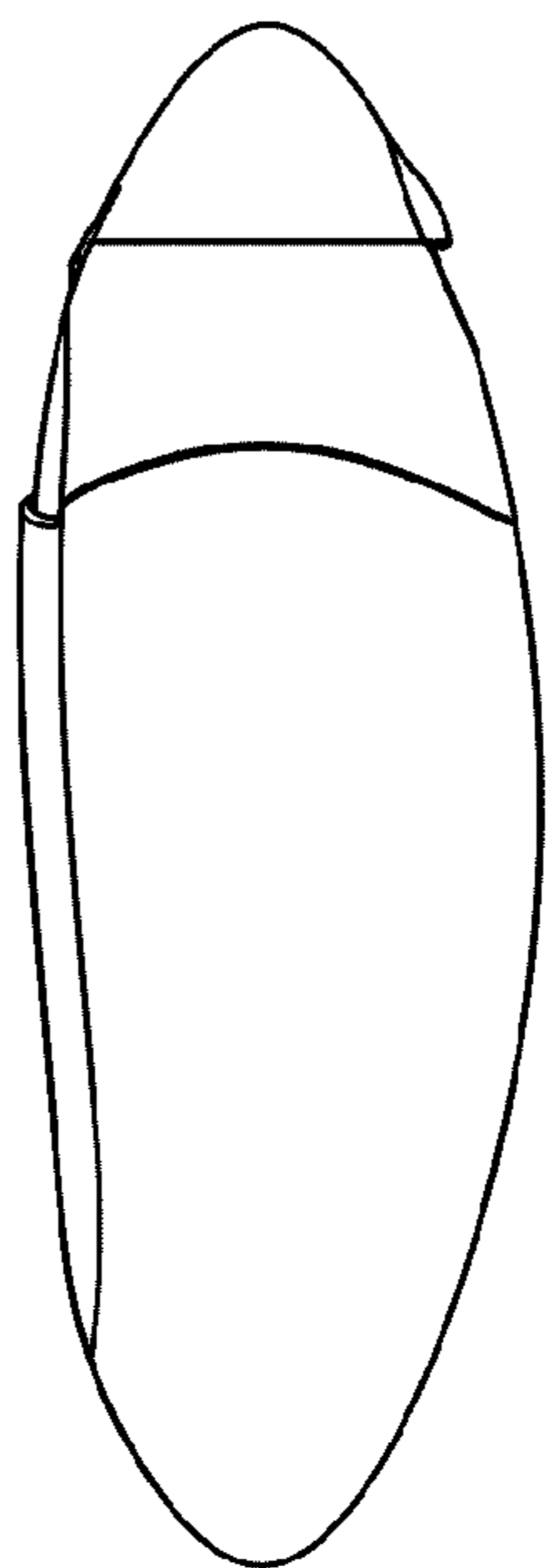


FIG. 4




FIG. 5

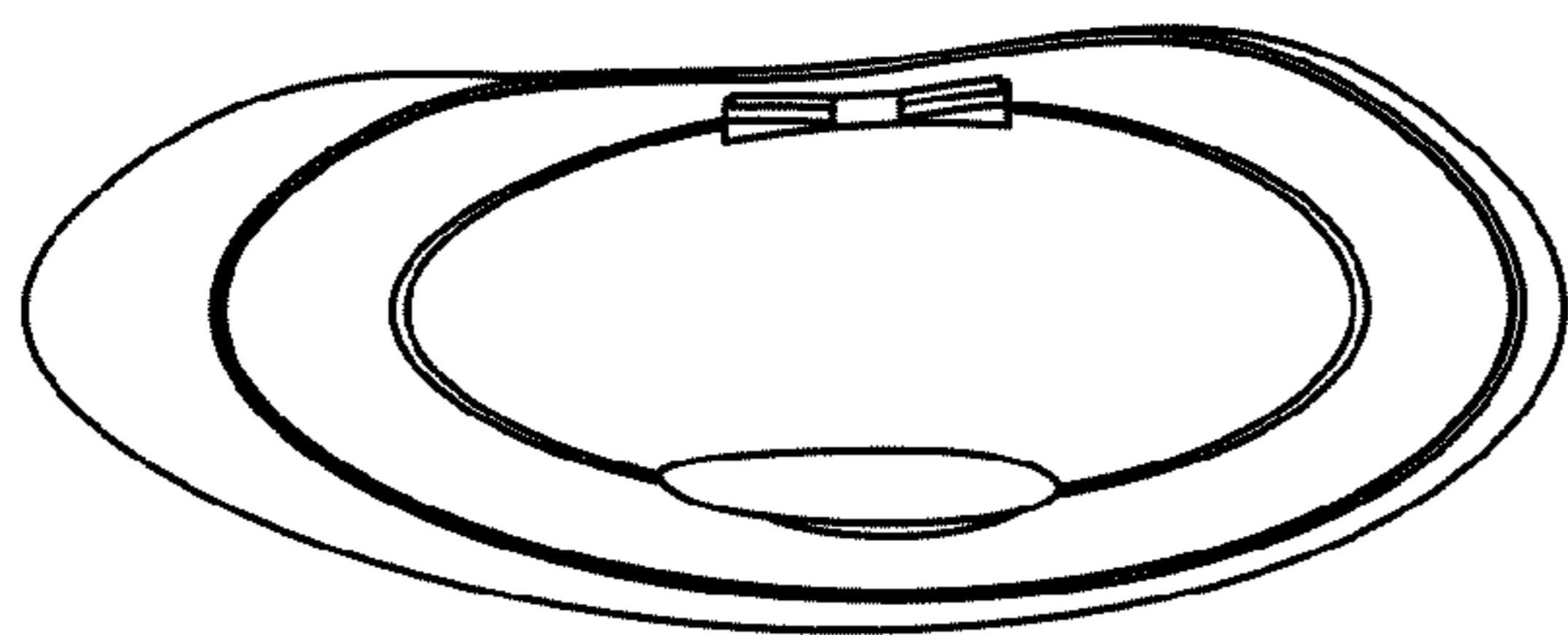


FIG. 6




FIG. 7