



US00D651890S

(12) **United States Design Patent**  
**Gaudron et al.**

(10) **Patent No.:** **US D651,890 S**  
(45) **Date of Patent:** **\*\* Jan. 10, 2012**

(54) **WALL ANCHOR**

(75) Inventors: **Paul Gaudron**, Harrington, DE (US);  
**Jacob Olsen**, Roselle, IL (US)

(73) Assignee: **Powers Products III, LLC**, Brewster,  
NY (US)

(\*\*) Term: **14 Years**

(21) Appl. No.: **29/361,018**

(22) Filed: **May 4, 2010**

(51) **LOC (9) Cl.** ..... **08-08**

(52) **U.S. Cl.** ..... **D8/385**

(58) **Field of Classification Search** ..... D8/384-387,  
D8/389; 411/30, 178, 387.2, 63, 15, 340,  
411/403, 352, 107, 297

See application file for complete search history.

(56) **References Cited**

**U.S. PATENT DOCUMENTS**

3,389,631	A	6/1968	Vaillancourt	
4,439,079	A *	3/1984	Losada	411/345
D284,449	S *	7/1986	Lindell	D8/385
4,650,386	A *	3/1987	McSherry et al.	411/340
D299,312	S *	1/1989	Laessle	D8/367
4,861,198	A *	8/1989	Stankus	405/259.3
4,997,327	A	3/1991	Cira	
D325,869	S *	5/1992	Rubenstein et al.	D8/385
5,209,621	A	5/1993	Burbidge	
D352,656	S *	11/1994	Rodman	D8/385
5,702,218	A	12/1997	Onofrio	

5,944,466	A	8/1999	Rudnicki et al.	
D436,523	S *	1/2001	Smith	D8/385
6,203,260	B1	3/2001	Henline et al.	
D594,041	S	6/2009	Lin	
7,547,171	B2	6/2009	McDuff	
2008/0253860	A1	10/2008	McDuff et al.	

**OTHER PUBLICATIONS**

International Search Report, Completion Date May 12, 2011, Taiwan Design Patent Application No. 099305607, International Search Report 1 page.

\* cited by examiner

*Primary Examiner* — Holly Baynham

*Assistant Examiner* — Sheryl Lane

(74) *Attorney, Agent, or Firm* — Cantor Colburn LLP

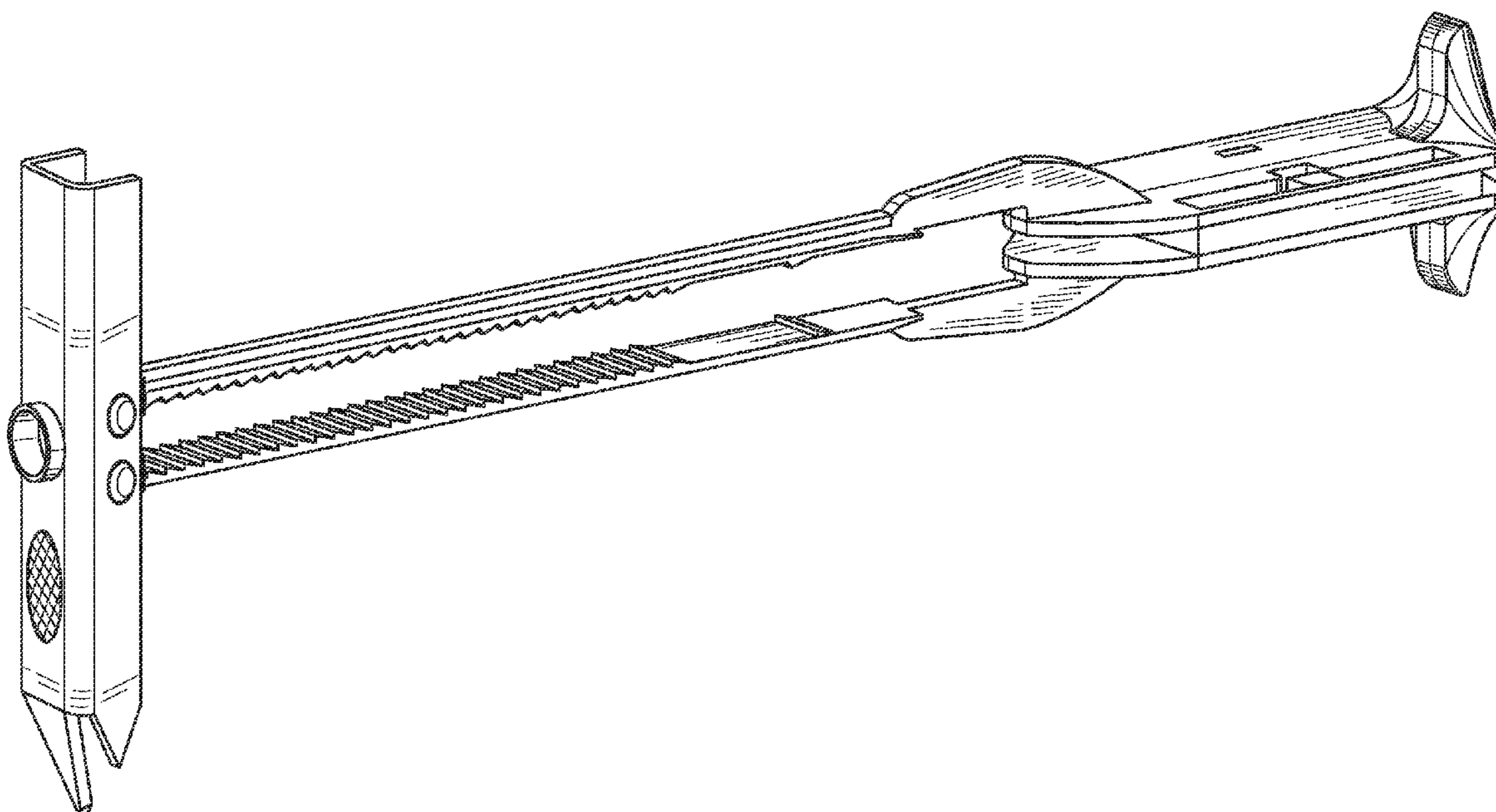
(57) **CLAIM**

We claim, the ornamental design for a wall anchor, as shown and described.

**DESCRIPTION**

FIG. 1 is a front perspective view of the wall anchor;  
FIG. 2 is a bottom view of the wall anchor;  
FIG. 3 is a top view of the wall anchor;  
FIG. 4 is a front view of the wall anchor;  
FIG. 5 is a back view of the wall anchor;  
FIG. 6 is a side view of the wall anchor; and,  
FIG. 7 is an opposite side view of the wall anchor;

**1 Claim, 5 Drawing Sheets**



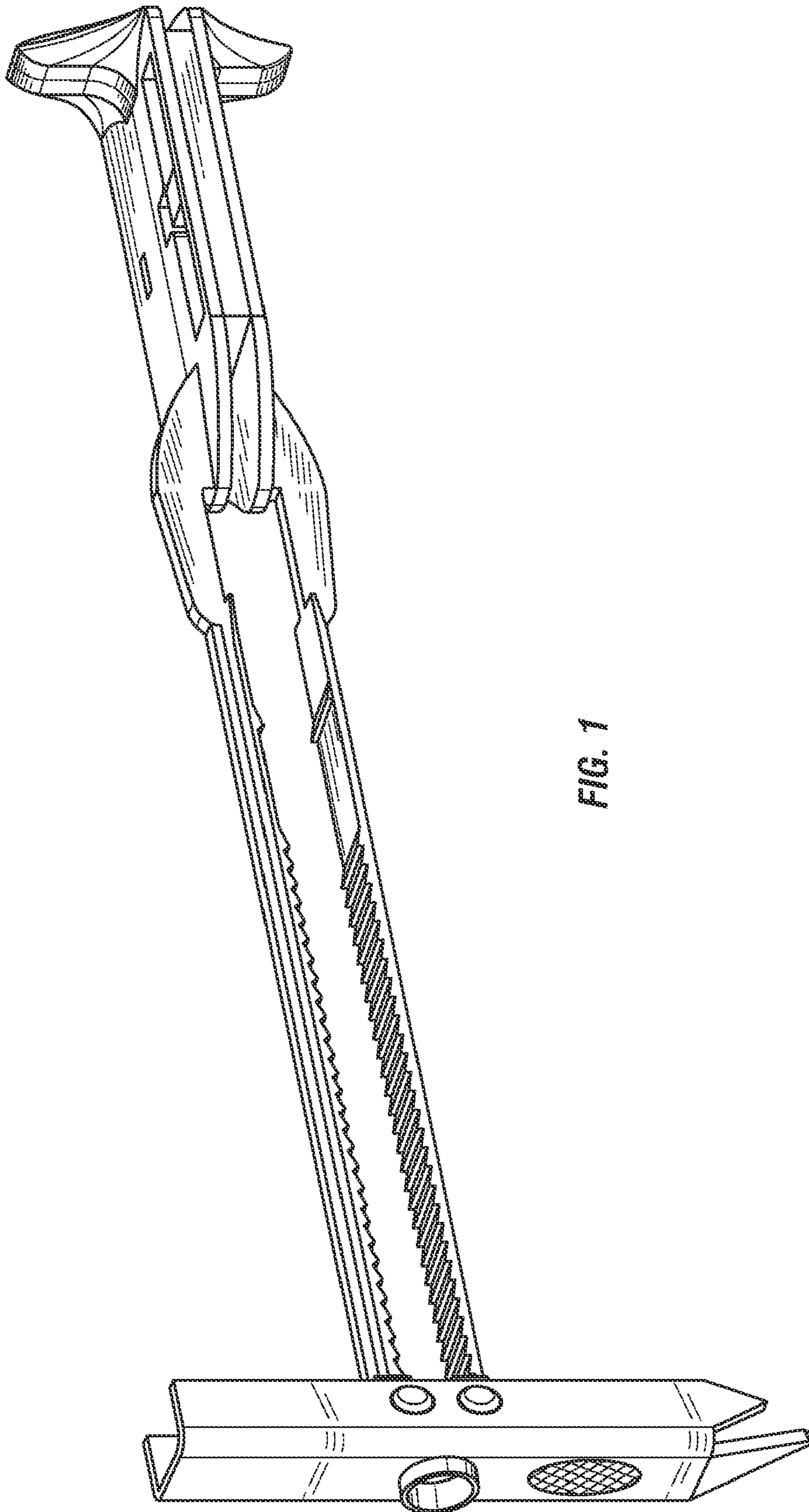

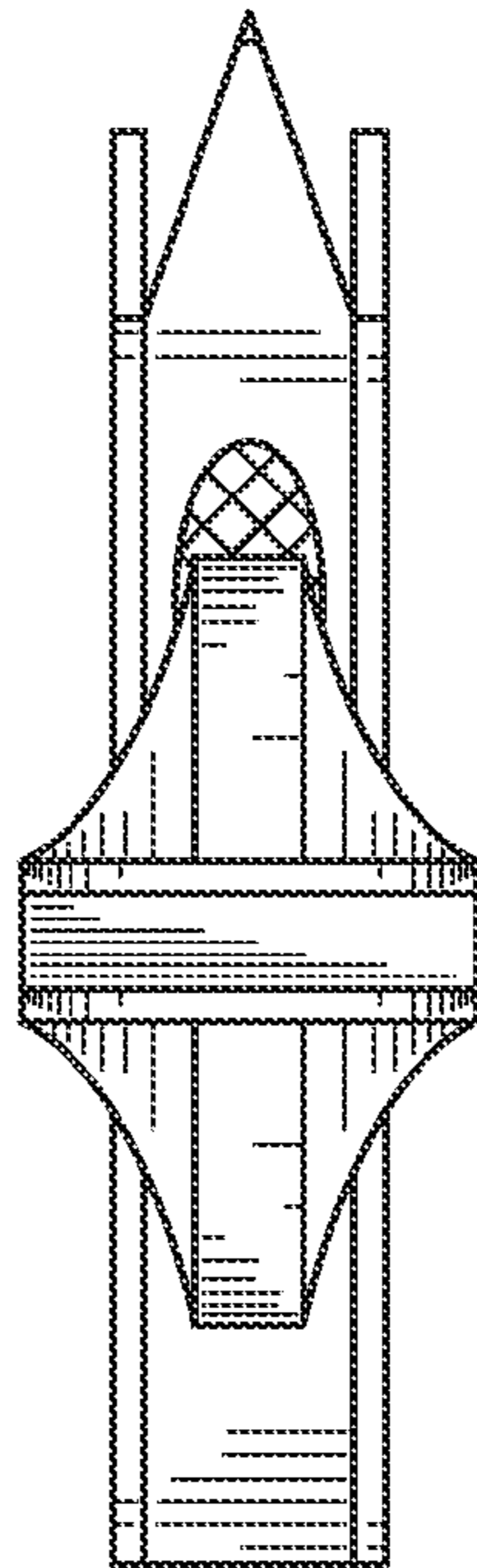


FIG. 1



**FIG. 2**



**FIG. 3**

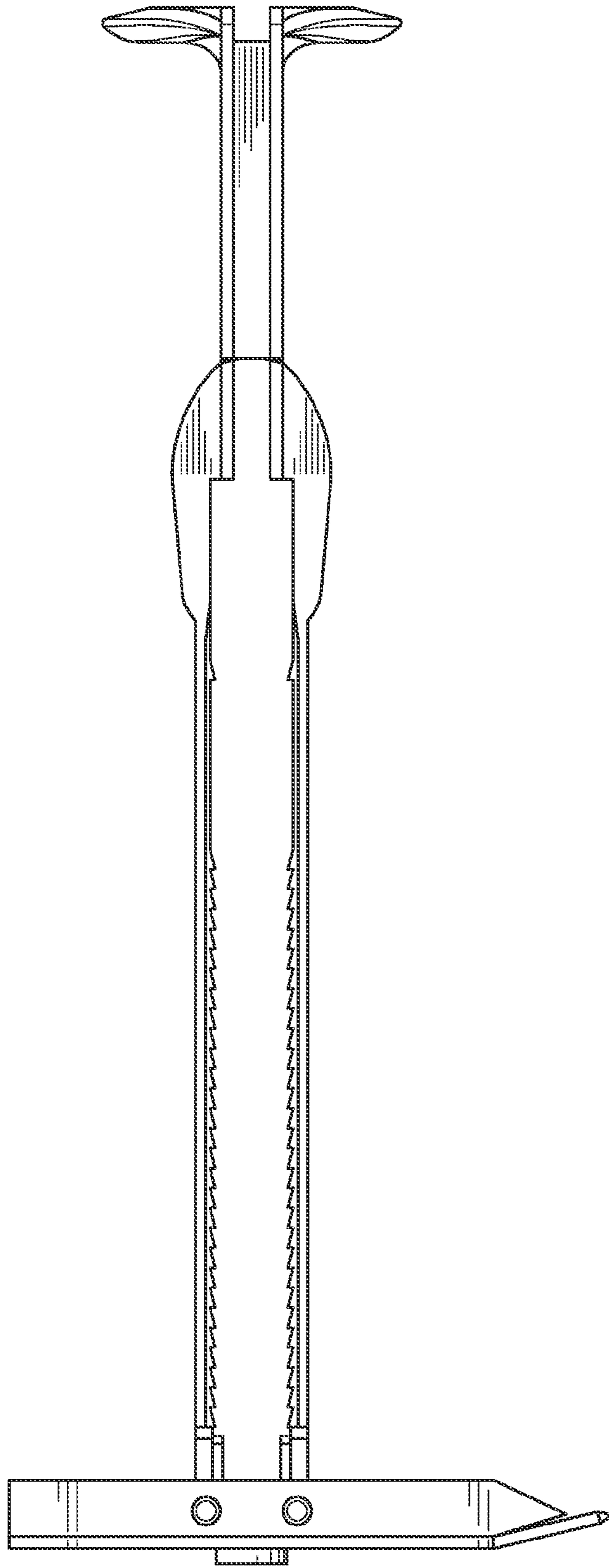


FIG. 4

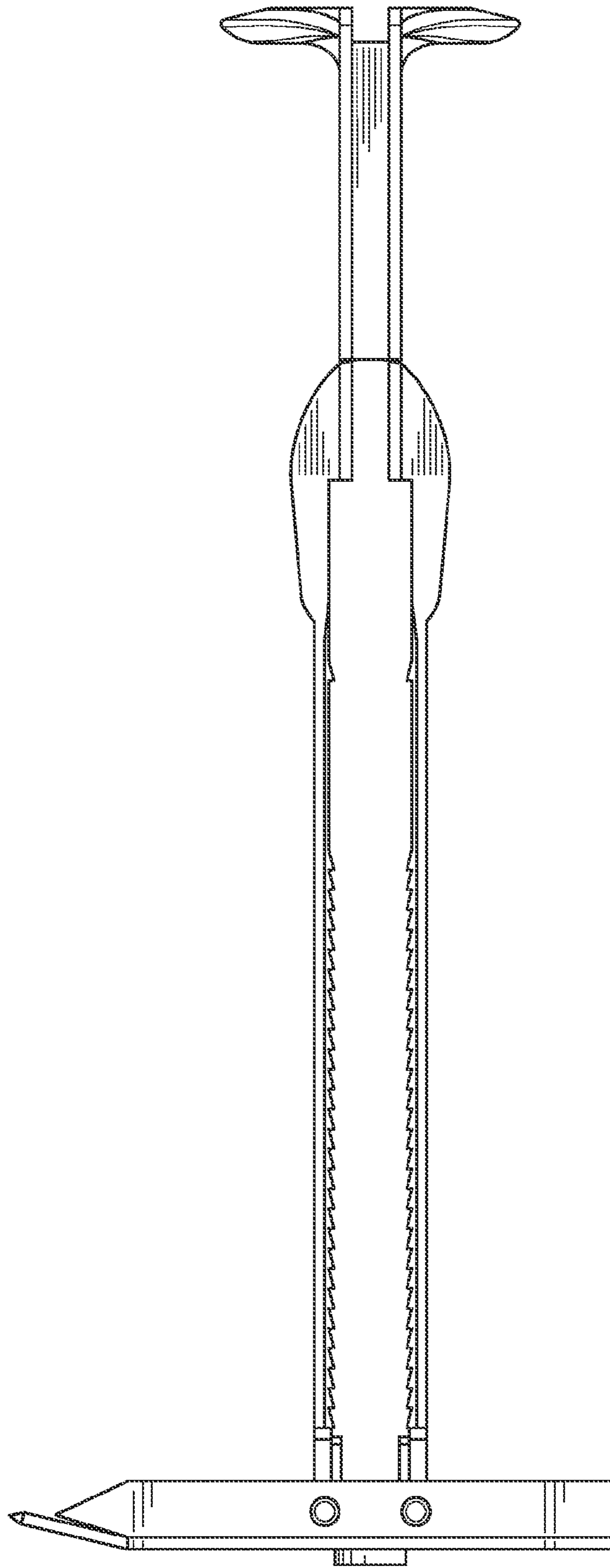


FIG. 5




FIG. 6




FIG. 7