



US00D651879S

(12) **United States Design Patent**  
**Robinson et al.**

(10) **Patent No.:** **US D651,879 S**

(45) **Date of Patent:** **\*\* Jan. 10, 2012**

(54) **TOOL HANDLE**

(75) Inventors: **Glenn Robinson**, Parkland, FL (US);  
**Michael Garcia**, Coral Springs, FL (US)

(73) Assignee: **IBT Holdings, LLC**, Deerfield Beach,  
FL (US)

(\*\*) Term: **14 Years**

(21) Appl. No.: **29/373,254**

(22) Filed: **Mar. 24, 2011**

(51) **LOC (9) Cl.** ..... **08-05**

(52) **U.S. Cl.** ..... **D8/25**

(58) **Field of Classification Search** ..... D8/17,  
D8/21-29, 97, 107; 81/60, 177.1, 177.85,  
81/121.1, 124.3, 165-170, 110.1, 176.2,  
81/124.6, 176.1, 176.15, 177.2, 186; 16/110.1;  
D15/144.1; 219/75, 227, 229, 121.16, 121.18  
See application file for complete search history.

(56) **References Cited**

U.S. PATENT DOCUMENTS

D468,617 S *	1/2003	Wang	.....	D8/107
D474,662 S *	5/2003	Canino et al.	.....	D8/25
D532,275 S *	11/2006	Lin	.....	D8/107
D610,895 S *	3/2010	Garcia et al.	.....	D8/107
D614,819 S *	4/2010	Lin	.....	D30/159

D614,930 S *	5/2010	Garcia et al.	.....	D8/83
D617,170 S *	6/2010	Lai	.....	D8/107
D633,163 S *	2/2011	Fitzpatrick et al.	.....	D22/108
D633,357 S *	3/2011	Garcia et al.	.....	D8/83
D633,358 S *	3/2011	Deguglimo et al.	.....	D8/83

\* cited by examiner

*Primary Examiner* — Raphael Barkai

*Assistant Examiner* — Randall H Gholson

(74) *Attorney, Agent, or Firm* — Dan De La Rosa

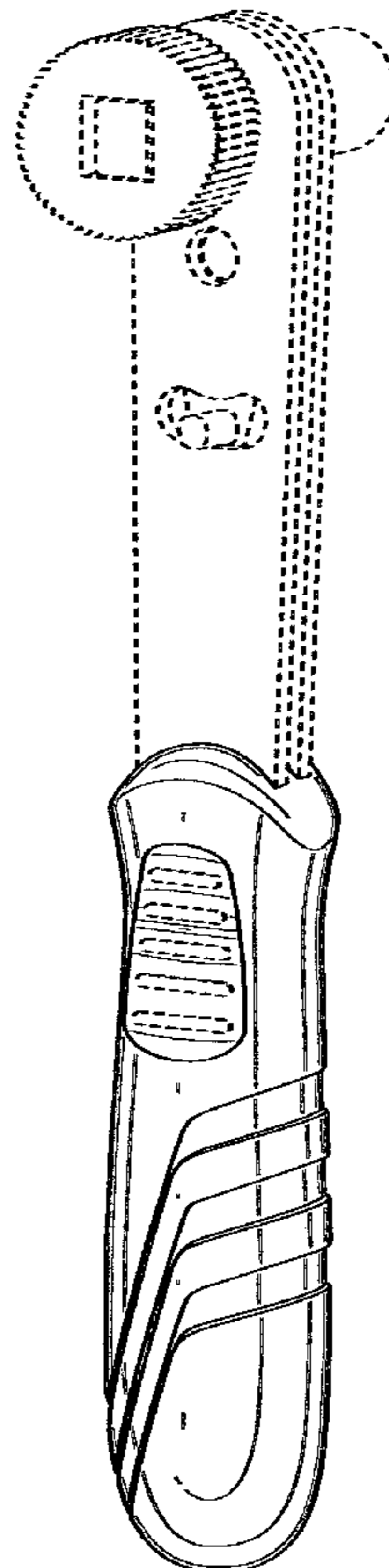
(57) **CLAIM**

The ornamental design for a tool handle, as shown and described.

**DESCRIPTION**

FIG. 1 is a front perspective view of the tool handle of the present invention showing my new design; FIG. 2 is a front side elevational view thereof; FIG. 3 is a back side elevational view thereof; FIG. 4 is a side elevational view thereof; FIG. 5 is another side elevational view thereof; FIG. 6 is a top plan view thereof; FIG. 7 is a bottom plan view thereof; and, FIG. 8 is a rear perspective view thereof. The broken lines showing a wrench is included for the purpose of illustration only and forms no part of the claimed design.

**1 Claim, 5 Drawing Sheets**



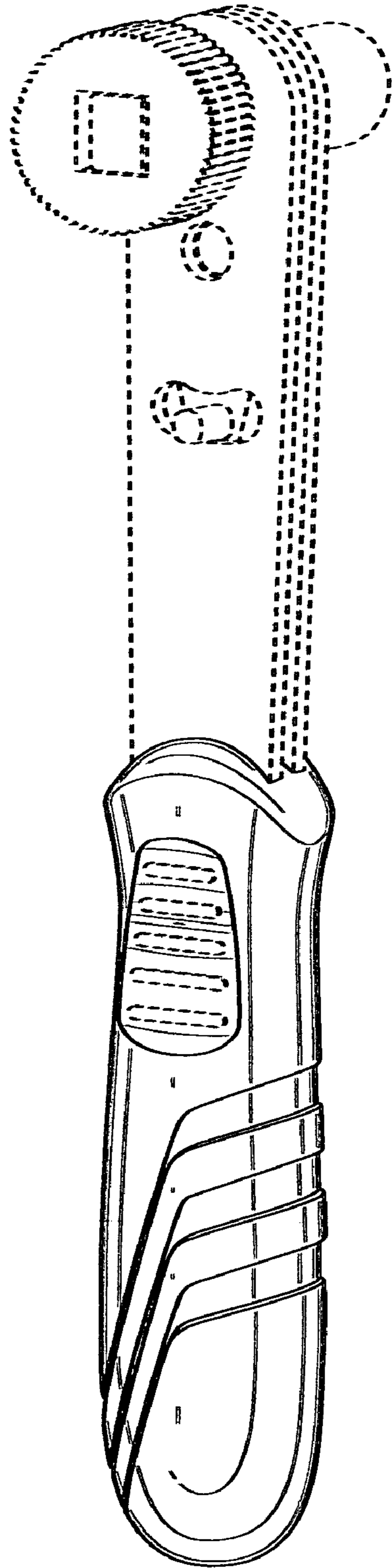


FIG. 1

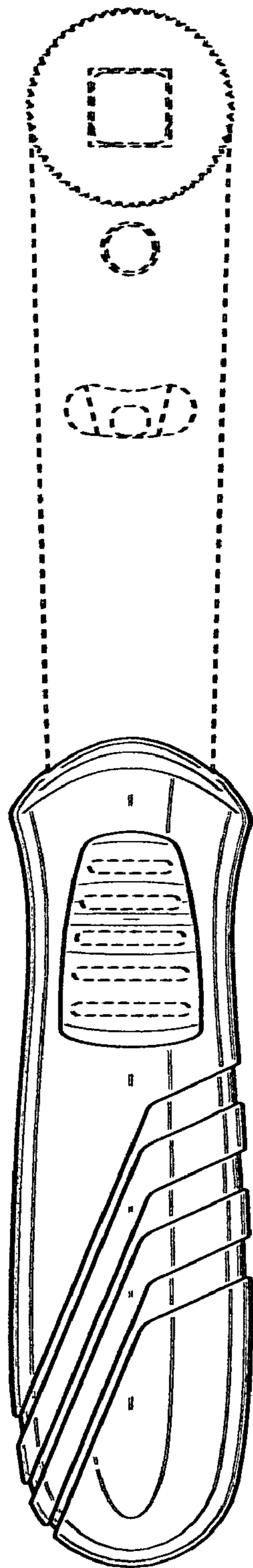


FIG. 2

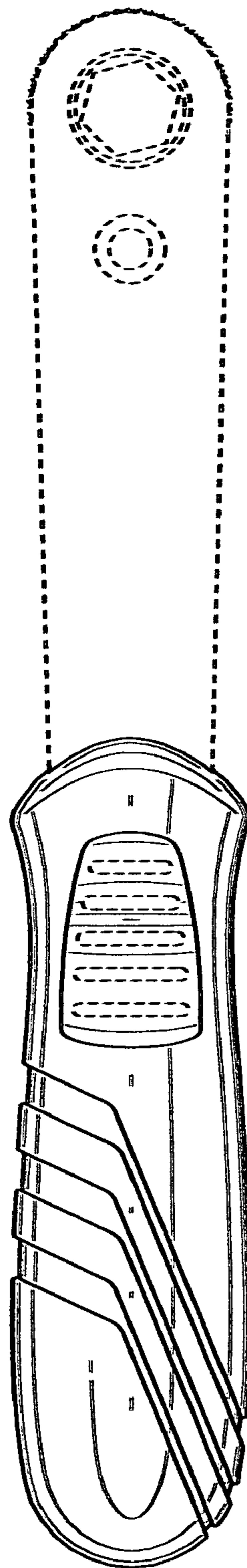


FIG. 3

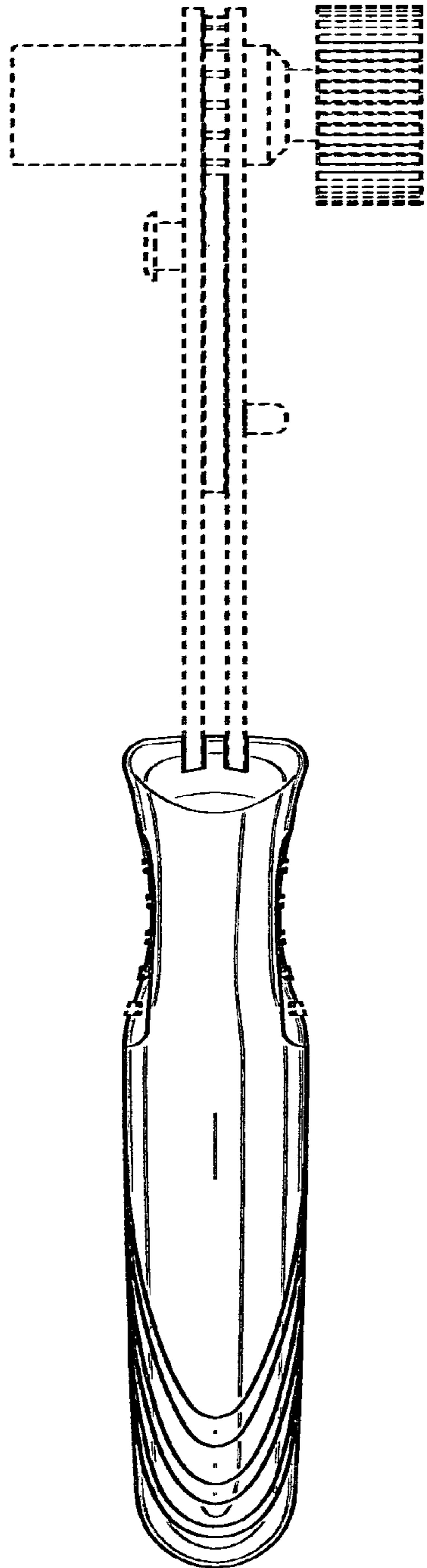


FIG. 4

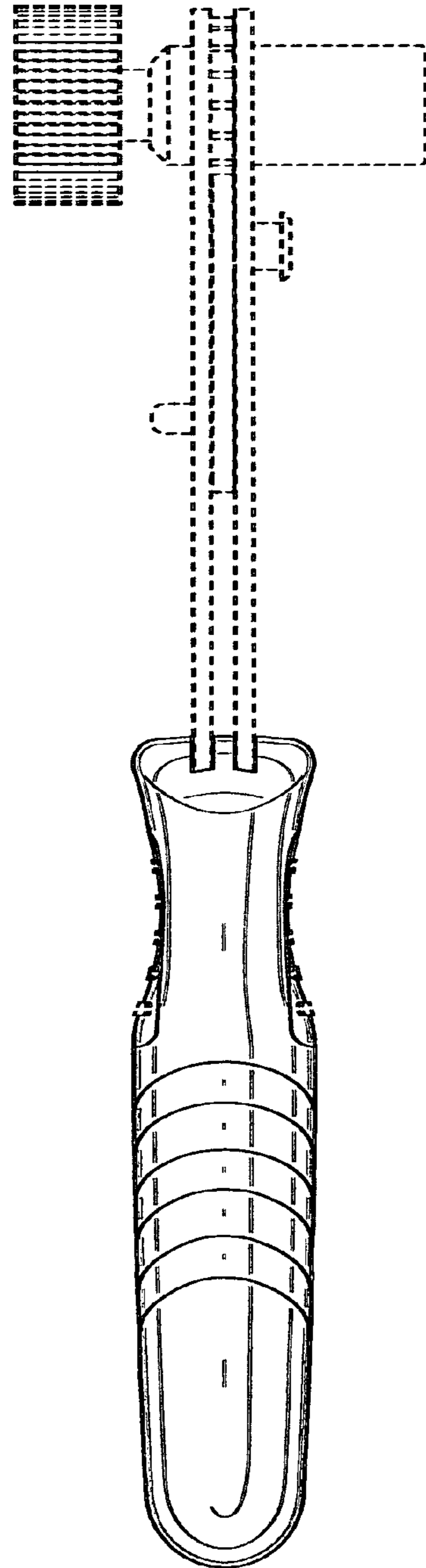


FIG. 5

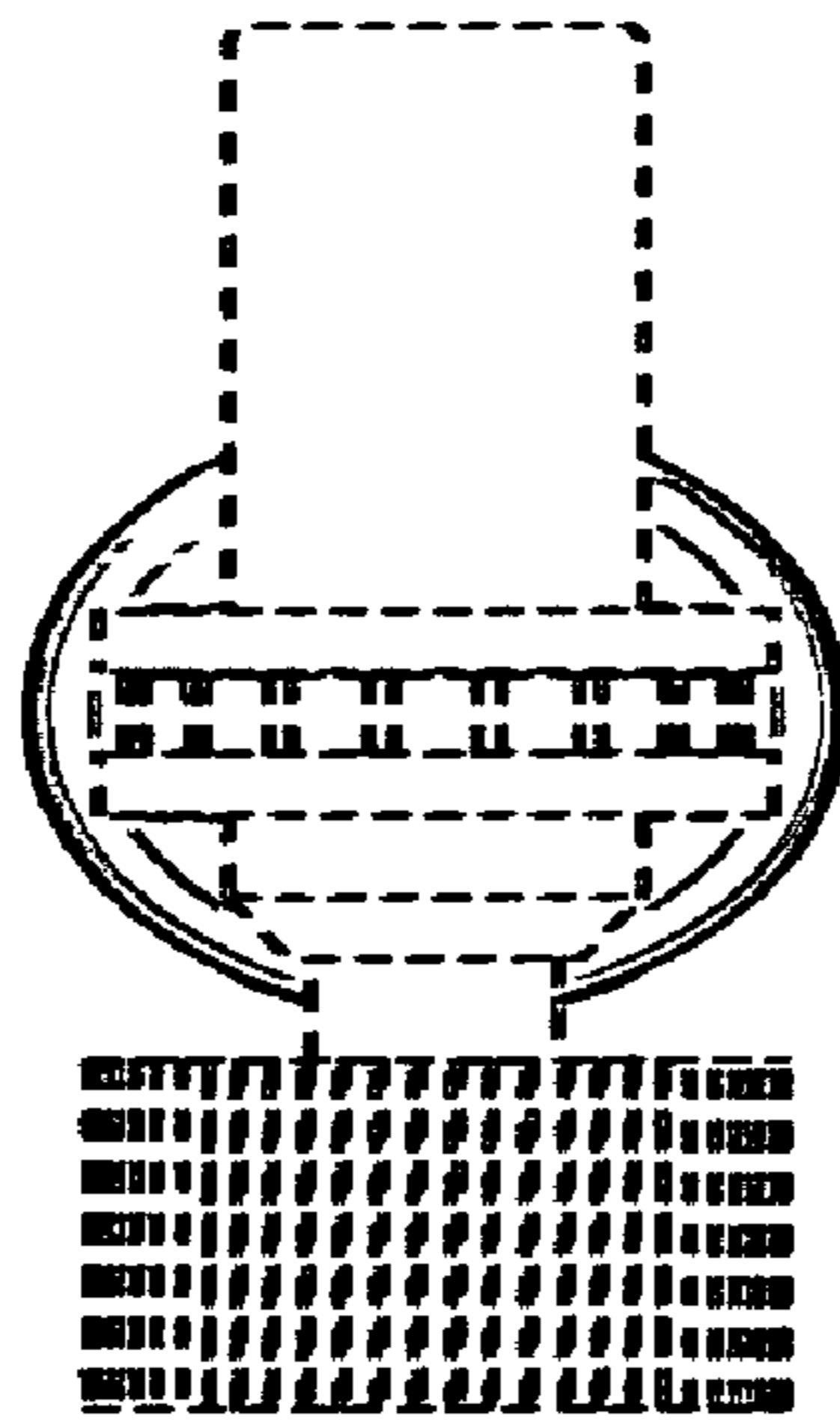


FIG. 6

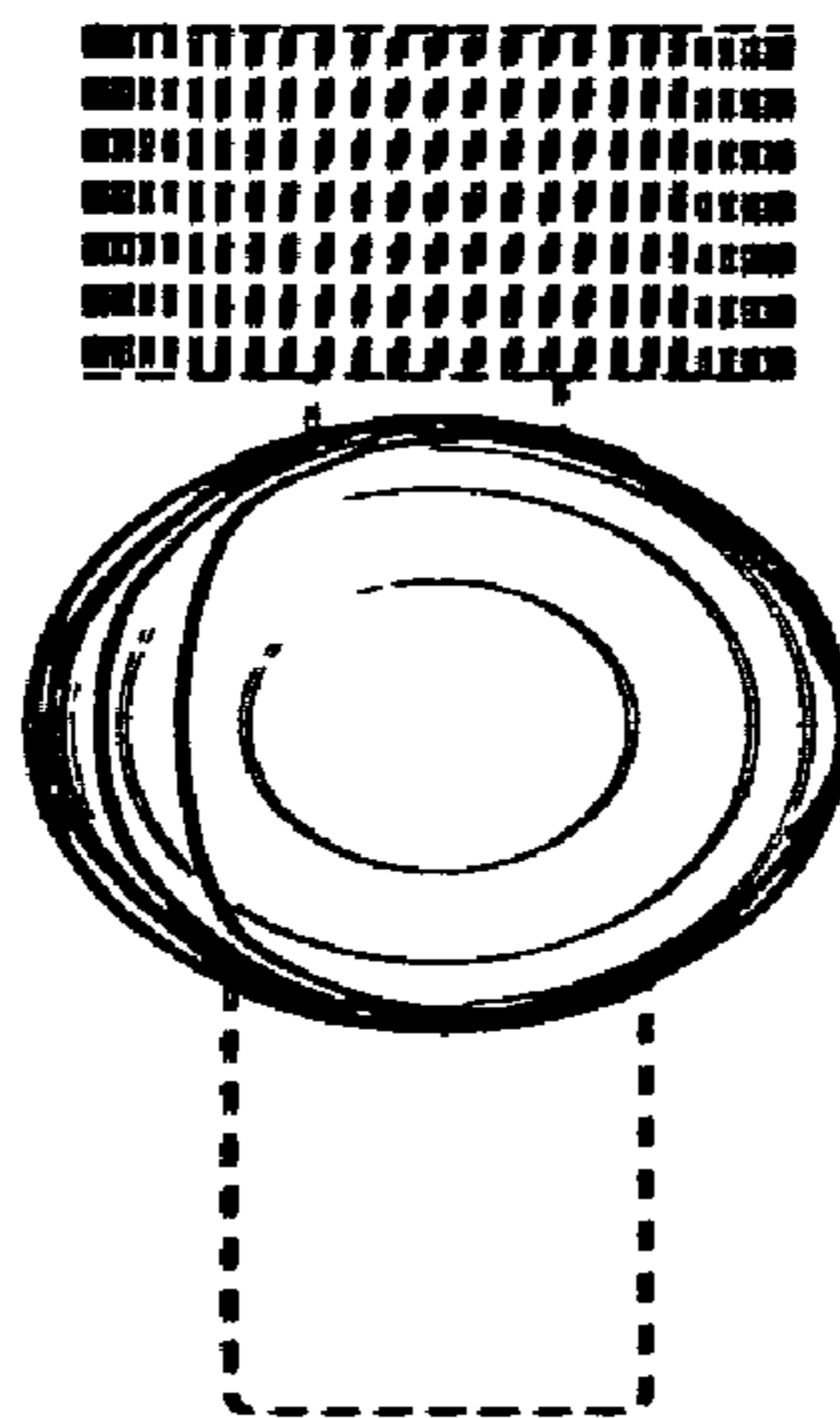


FIG. 7

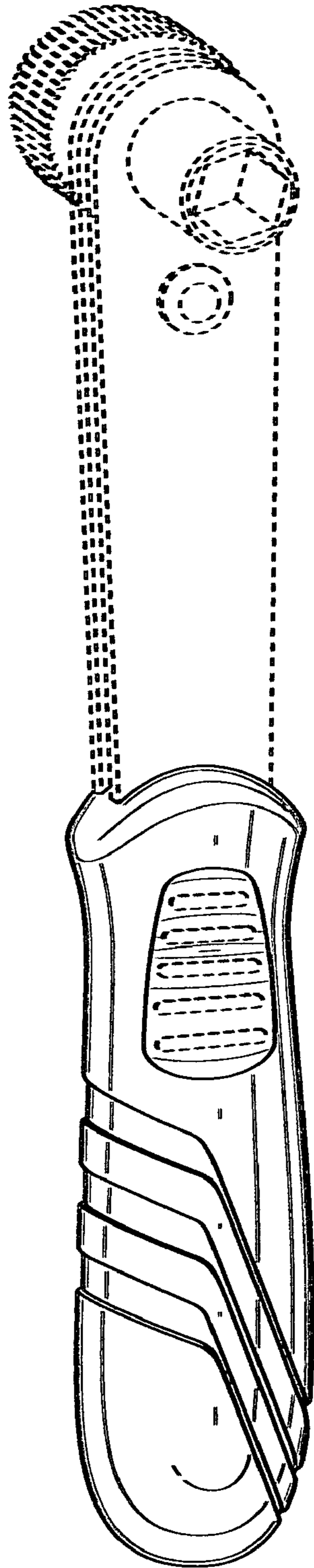


FIG. 8