



US00D651851S

(12) **United States Design Patent**
Moon et al.

(10) **Patent No.:** **US D651,851 S**
(45) **Date of Patent:** **** Jan. 10, 2012**

- (54) **GRILL**
- (75) Inventors: **Jung S. Moon**, Long Grove, IL (US);
Mikale K. Kwon, Glenview, IL (US);
Byong G. Choi, Vernon Hills, IL (US)
- (73) Assignee: **IBC-Hearthware, Inc.**, Libertyville, IL (US)
- (**) Term: **14 Years**
- (21) Appl. No.: **29/388,732**

6,024,014 A *	2/2000	Kasai	99/425
D424,367 S *	5/2000	Choi	D7/363
D429,946 S *	8/2000	Lee	D7/362
D432,852 S *	10/2000	Mosher et al.	D7/337
D436,796 S *	1/2001	Kalina et al.	D7/363
D452,630 S *	1/2002	Choi	D7/362
D462,243 S *	9/2002	de Groot	D7/693
D471,397 S *	3/2003	Wright	D7/359
D473,419 S *	4/2003	Garman	D7/363
D483,605 S *	12/2003	Gronda	D7/359
D484,737 S *	1/2004	Bodum	D7/337
D497,769 S *	11/2004	Steinberg et al.	D7/363
D503,066 S *	3/2005	Militi	D7/359
D505,045 S *	5/2005	Assmann	D7/367

(Continued)

- (22) Filed: **Mar. 31, 2011**
- (51) **LOC (9) Cl.** **07-02**
- (52) **U.S. Cl.** **D7/409; D7/359**
- (58) **Field of Classification Search** D7/323,
D7/328-332, 334-341, 347-348, 350.1, 351-367,
D7/388, 409, 693; 99/324-325, 331, 339-340,
99/349, 353, 358, 369, 372-377, 380-389,
99/392, 425, 444-445; 126/25 R; 219/386,
219/450.1, 521-525, 620-622, 732-734;
426/549

See application file for complete search history.

(56) **References Cited**

U.S. PATENT DOCUMENTS

2,767 A *	8/1842	Riley	99/445
3,664,256 A	5/1972	Peirce	
3,941,968 A *	3/1976	MacMaster et al.	219/728
4,454,805 A	6/1984	Matthews	
D297,393 S *	8/1988	Picozza et al.	D7/359
4,976,252 A	12/1990	Cianciola	
D325,845 S	5/1992	Helman	
5,156,083 A	10/1992	Leighton	
D365,495 S *	12/1995	O'Higgins	D7/359
D373,285 S *	9/1996	Coroama et al.	D7/359
D377,579 S *	1/1997	O'Brien et al.	D7/362
5,592,871 A	1/1997	Bartlett	
5,884,555 A *	3/1999	Chang	99/425
D416,167 S *	11/1999	Barker	D7/363

Primary Examiner — Ricky Pham

(74) *Attorney, Agent, or Firm* — Albrecht Tousi & Farnum PLLC; Ralph P. Albrecht; Cameron H. Tousi

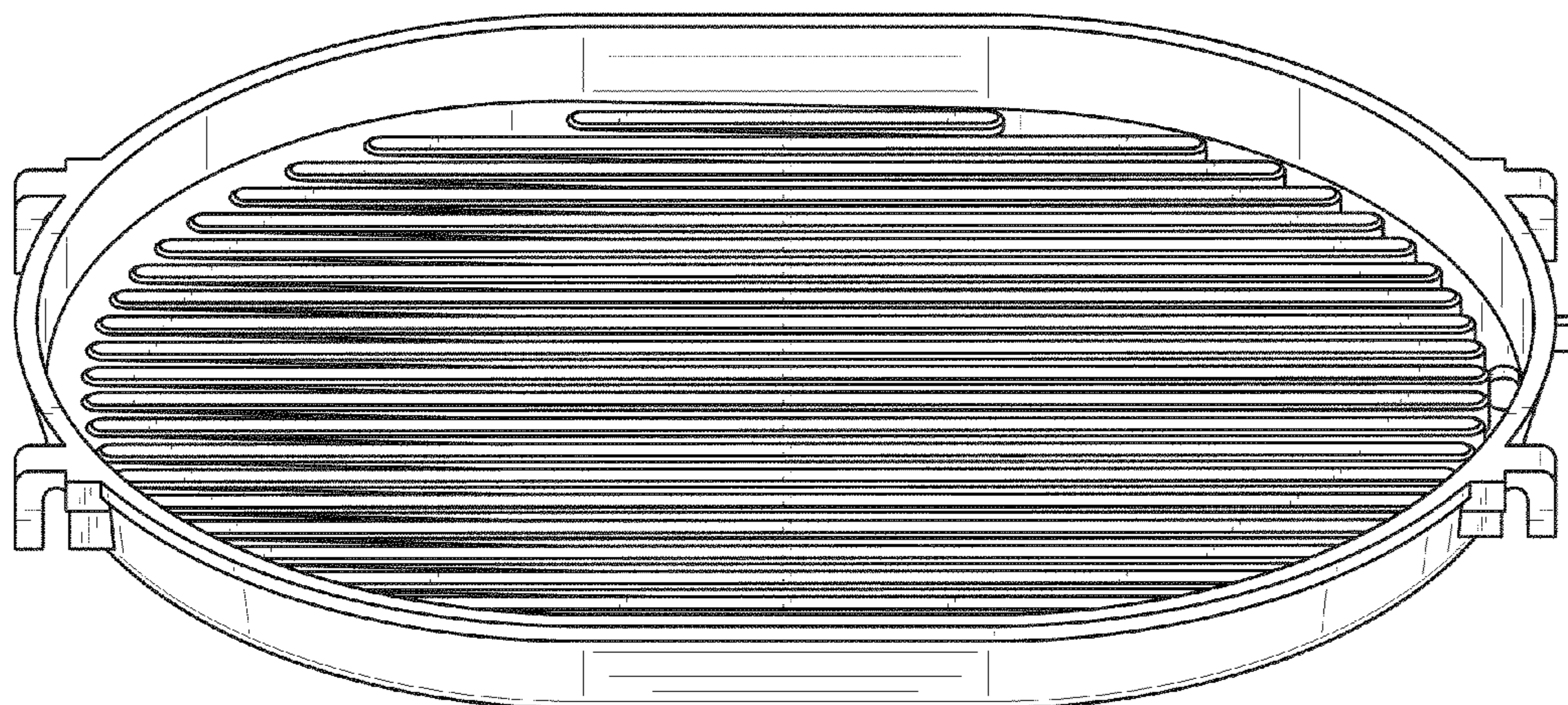
(57) **CLAIM**

We claim the ornamental design for a grill, as shown and described.

DESCRIPTION

FIG. 1 is an isometric perspective top view of a grill according to a first exemplary embodiment of the present invention; FIG. 2 is a front edge orthographic view of the grill according to a first embodiment of the present invention; FIG. 3 is a back edge orthographic view of the grill according to a first embodiment of the present invention; FIG. 4 is a left side edge orthographic view of the grill according to a first embodiment of the present invention; FIG. 5 is a right side edge orthographic view of the grill according to a first embodiment of the present invention; FIG. 6 is a top orthographic view of the grill without its handles or drip cup shown according to a first embodiment of the present invention; and, FIG. 7 is a bottom orthographic view of the grill according to a first embodiment of the present invention.

1 Claim, 5 Drawing Sheets



US D651,851 S

Page 2

U.S. PATENT DOCUMENTS

D560,094 S *	1/2008	Miller	D7/388	2006/0162574 A1	7/2006	Prip
7,708,006 B2	5/2010	Sun		2007/0277807 A1	12/2007	Taban
D618,047 S *	6/2010	Seymour	D7/367	2008/0302353 A1	12/2008	Sun
7,810,484 B2 *	10/2010	Schlosser et al.	126/25 R	2009/0301462 A1	12/2009	Churchill
D644,059 S *	8/2011	Bodum	D7/363	2010/0206291 A1	8/2010	Axinte et al.
2005/0204931 A1	9/2005	Cheng		2010/0212515 A1	8/2010	Coutts

* cited by examiner

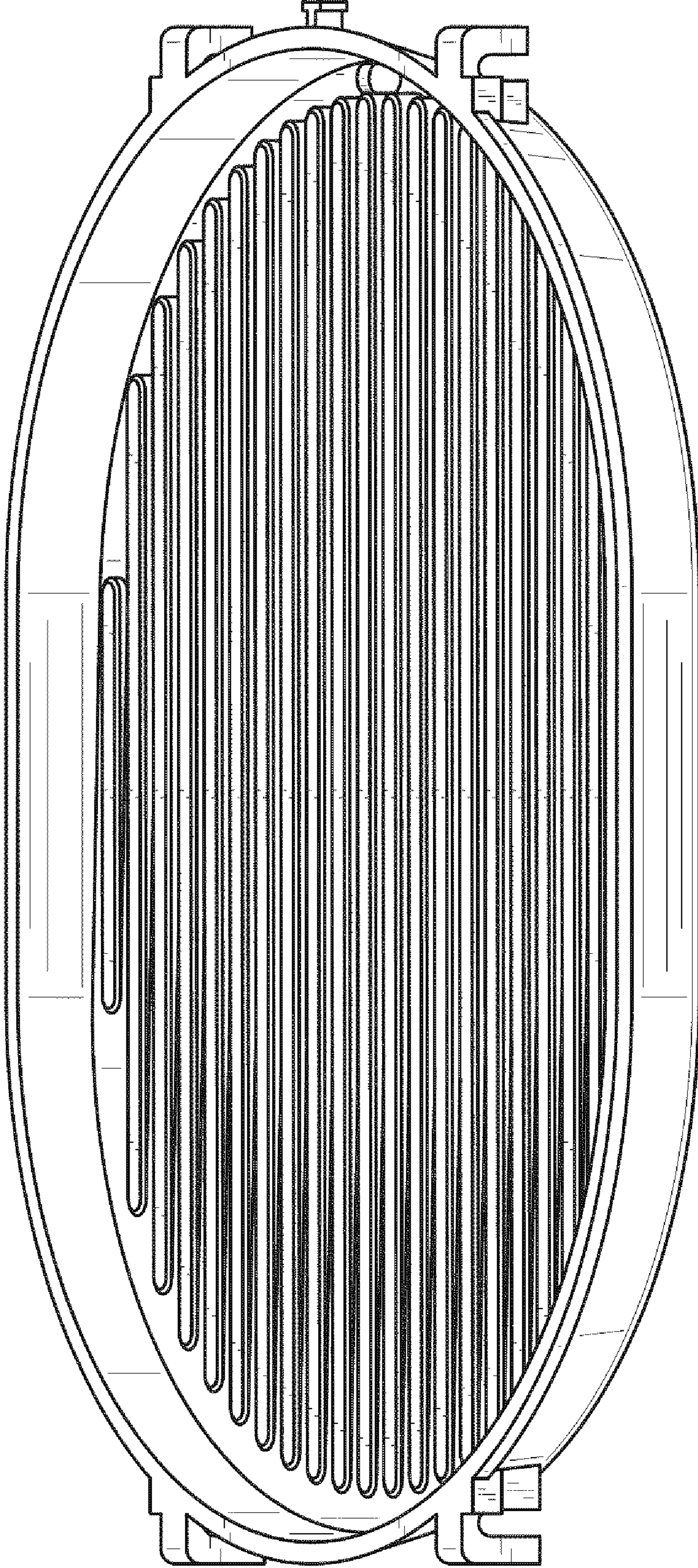


FIG. 1

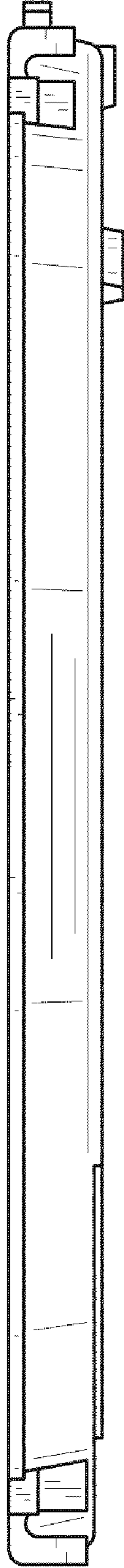


FIG. 2

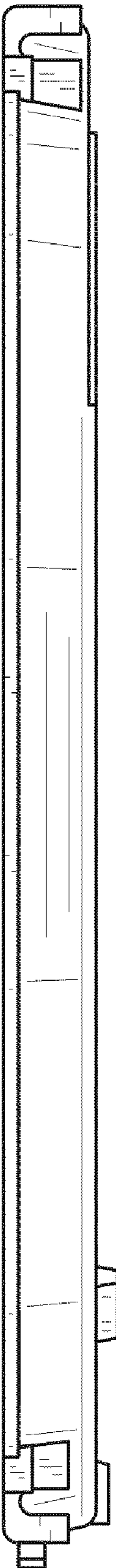


FIG. 3

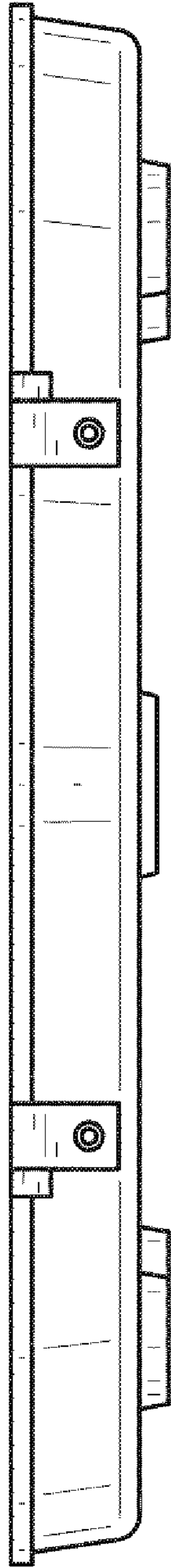


FIG. 4

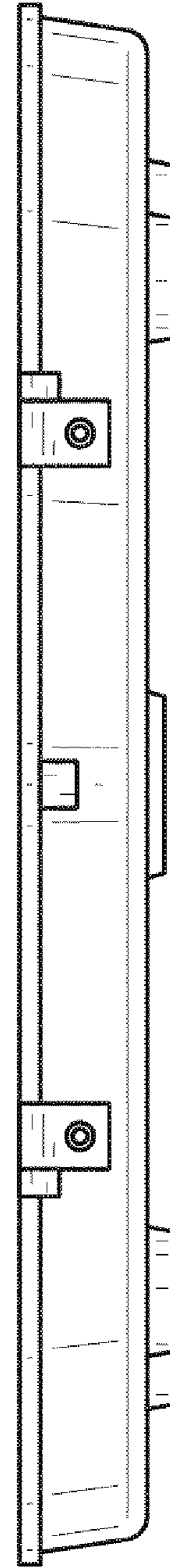


FIG. 5

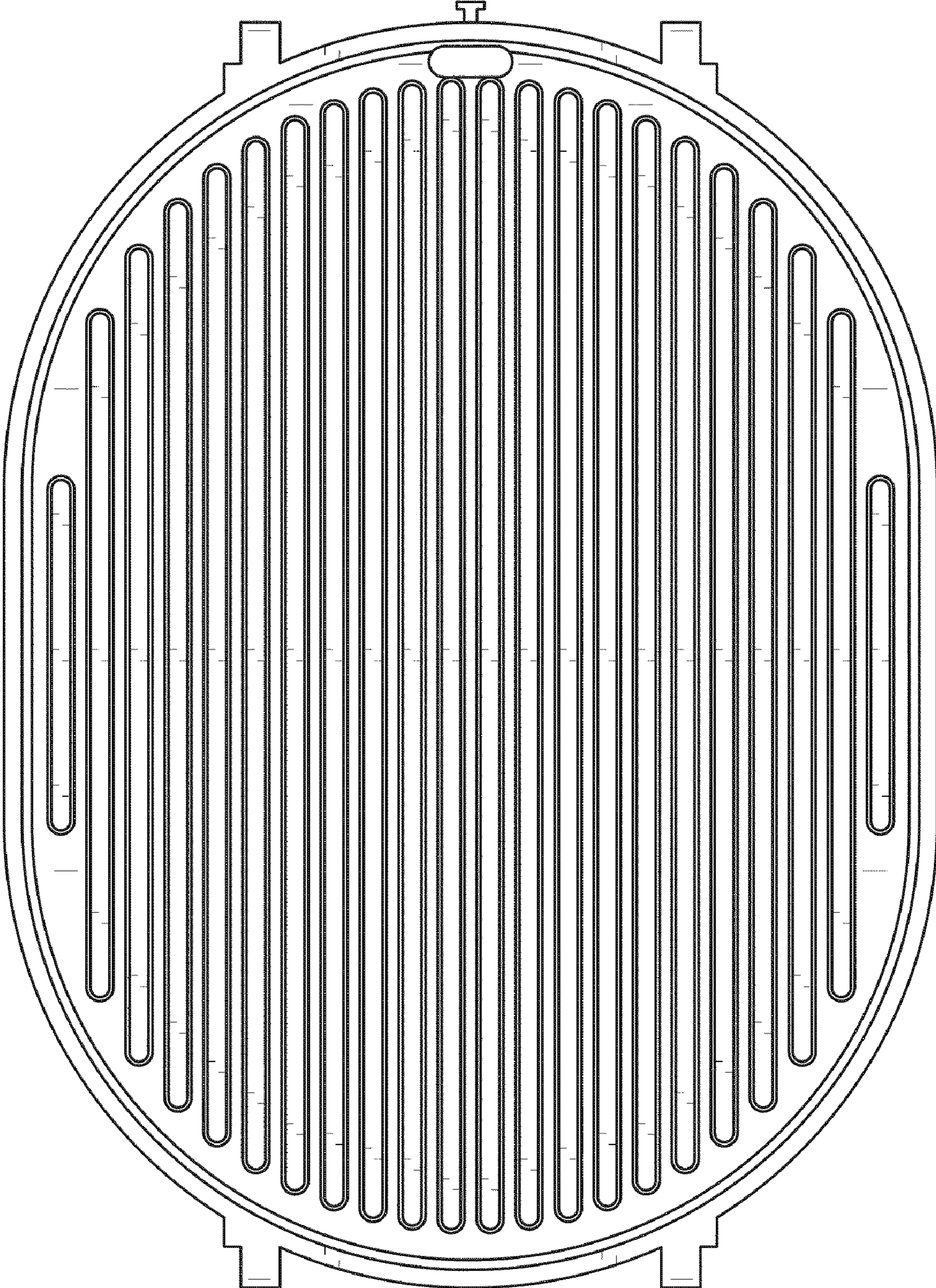


FIG. 6

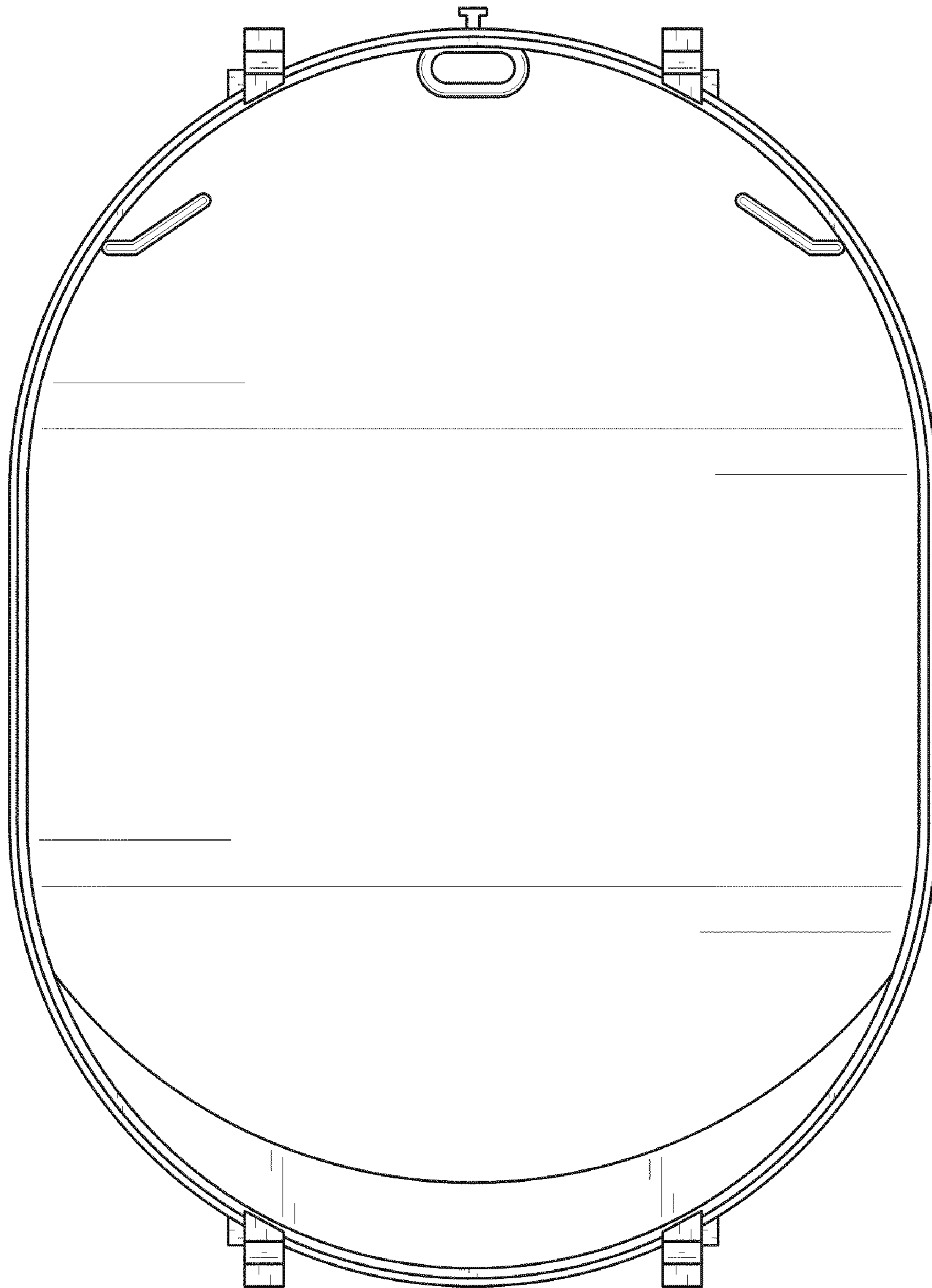


FIG. 7