



US00D651846S

(12) **United States Design Patent**
Roseby et al.

(10) **Patent No.:** **US D651,846 S**
(45) **Date of Patent:** **** Jan. 10, 2012**

(54) **STICK MIXER**

(75) Inventors: **Nicholas Roseby**, Bondi (AU); **Richard Hoare**, Lane Cove (AU)

(73) Assignee: **Breville Pty Limited**, Botany, New South Wales (AU)

(**) Term: **14 Years**

(21) Appl. No.: **29/368,079**

(22) Filed: **Aug. 18, 2010**

(30) **Foreign Application Priority Data**

Feb. 18, 2010 (AU) 10547/2010

(51) **LOC (9) Cl.** **31-00**

(52) **U.S. Cl.** **D7/380; D7/376; D7/379**

(58) **Field of Classification Search** D7/305-311,
D7/317-318, 368, 372, 376-386, 391, 412-415,
D7/665; 99/326, 348, 508-511; 241/30-37.5,
241/101.01-101.2, 166-169.1, 285.1-285.3,
241/291, 292.1; 366/64-67, 98, 129, 142,
366/197-211, 241-254, 279-292, 341-347;
416/75-76, 70 R, 163

See application file for complete search history.

(56) **References Cited**

U.S. PATENT DOCUMENTS

D345,076 S * 3/1994 Saltet D7/376
D361,241 S * 8/1995 Littmann D7/376

D383,938 S * 9/1997 Littmann D7/376
D392,504 S * 3/1998 Lallemand D7/376
D398,809 S * 9/1998 Henderson D7/376
D400,756 S * 11/1998 Henderson D7/376
D426,105 S * 6/2000 Littmann D7/376
D447,380 S * 9/2001 Feil D7/376
D456,206 S * 4/2002 Feil D7/376
D485,729 S * 1/2004 Patton et al. D7/379
D510,837 S * 10/2005 Lloyd et al. D7/376
D534,032 S * 12/2006 Lloyd D7/380
D638,656 S * 5/2011 Brinckerhoff et al. D7/376

* cited by examiner

Primary Examiner — Ricky Pham

(74) *Attorney, Agent, or Firm* — Molins & Co

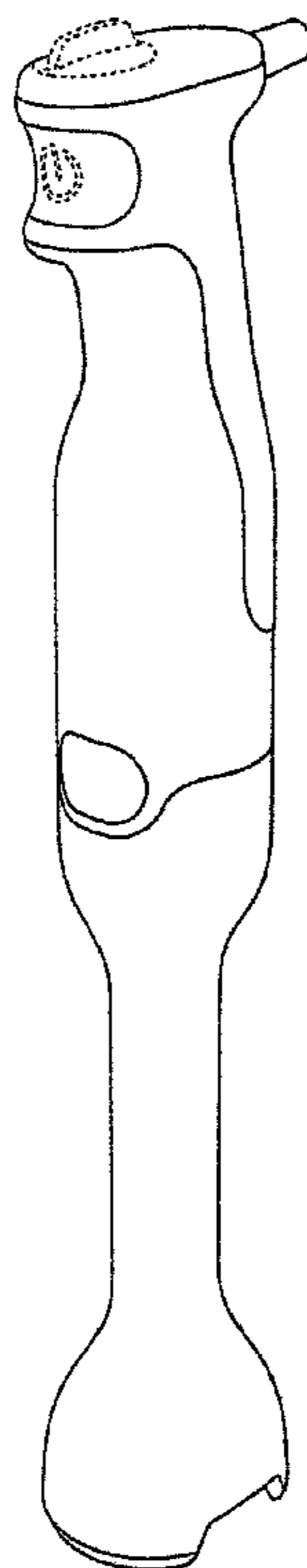
(57) **CLAIM**

The ornamental design for a stick mixer, as shown and described.

DESCRIPTION

FIG. 1 is a front view of a stick mixer showing our new design; FIG. 2 is a back view thereof; FIG. 3 is a left side view thereof; FIG. 4 is a right side view thereof; FIG. 5 is a top view thereof; FIG. 6 is a bottom view thereof; FIG. 7 is a front perspective view thereof; and, FIG. 8 is a back perspective view thereof. The broken lines shown in the drawings are for illustrative purposes only and form no part of the claimed design.

1 Claim, 8 Drawing Sheets



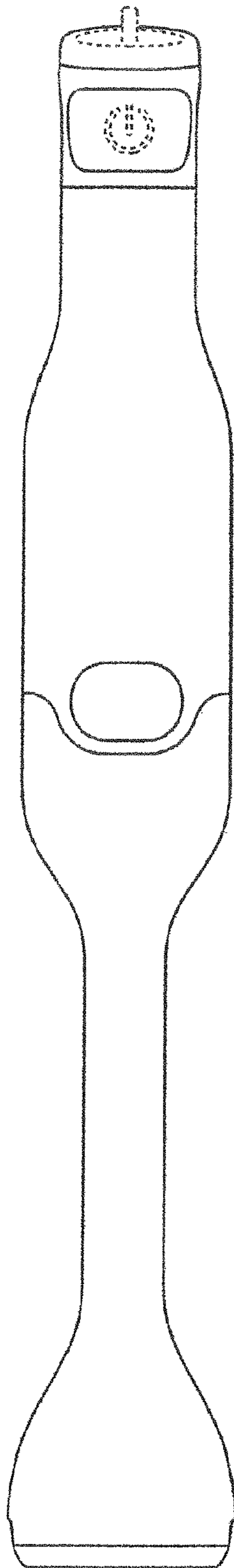


FIGURE 1

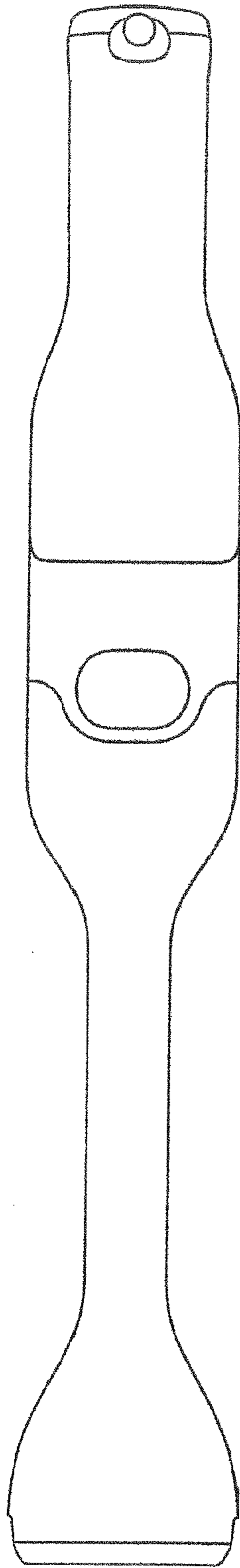


FIGURE 2

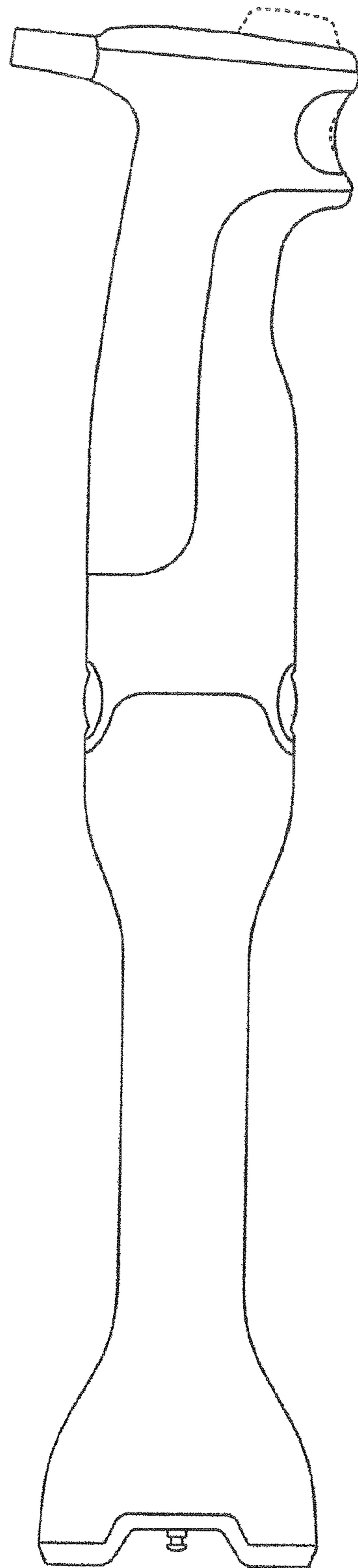


FIGURE 3

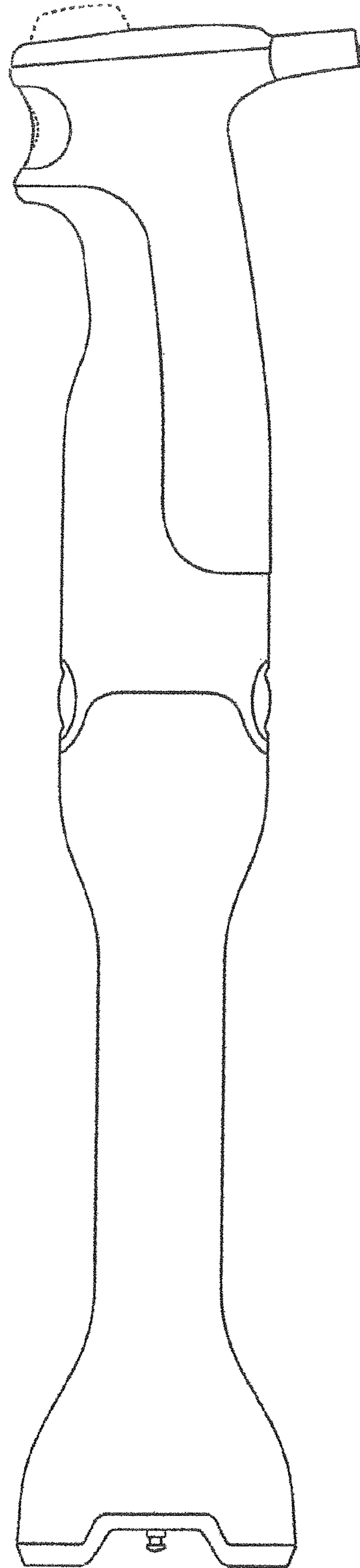


FIGURE 4

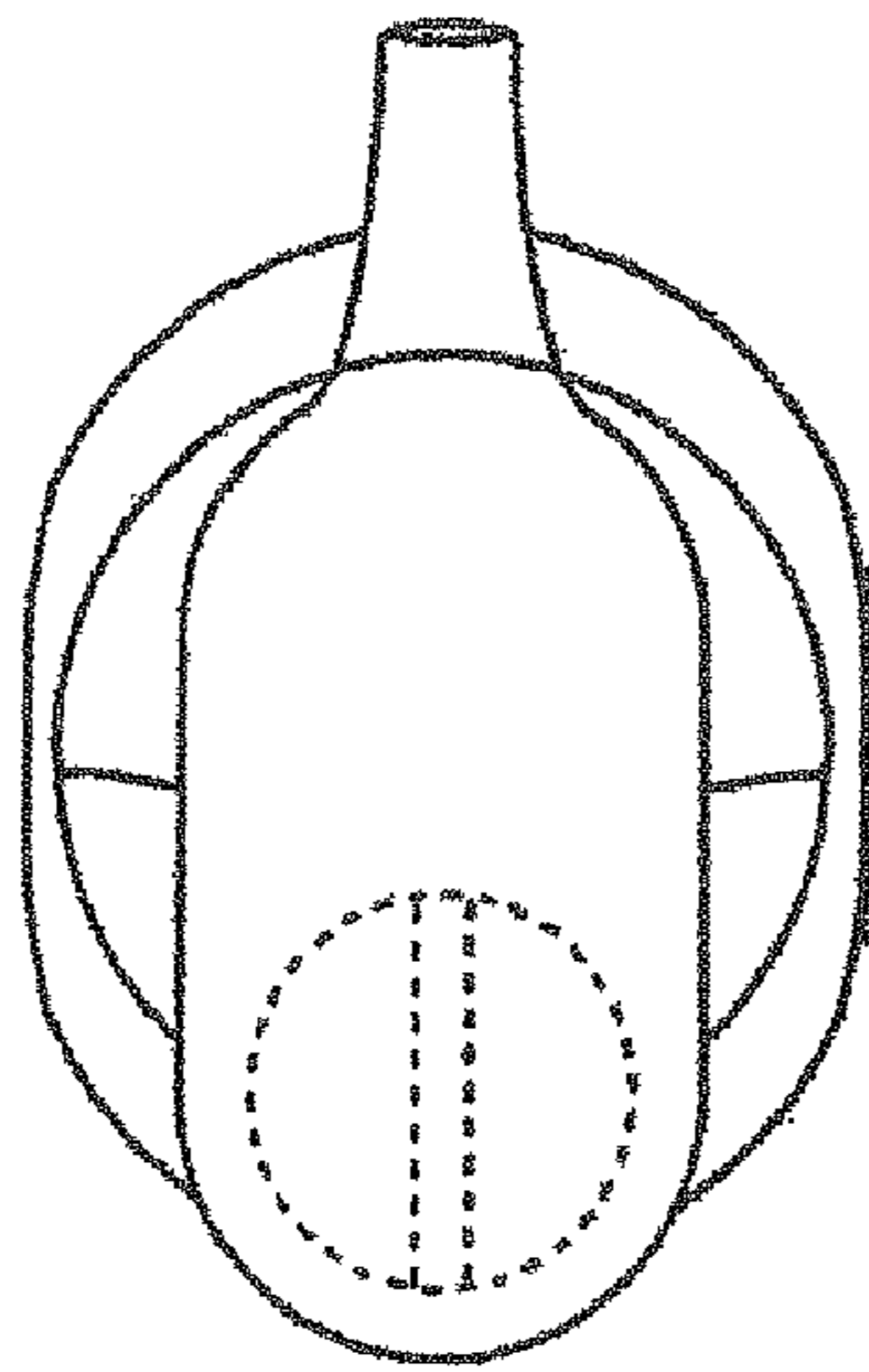


FIGURE 5

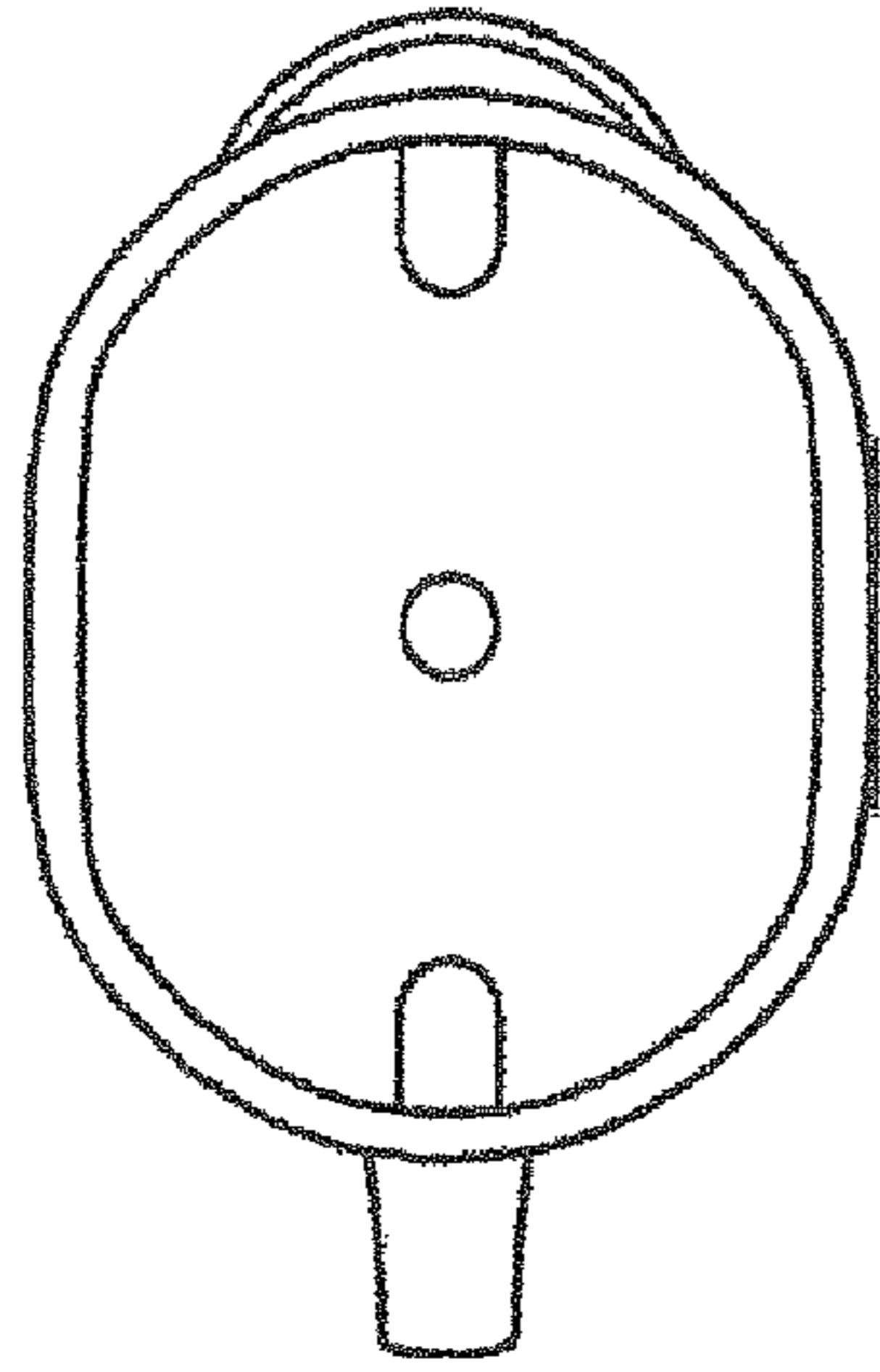


FIGURE 6

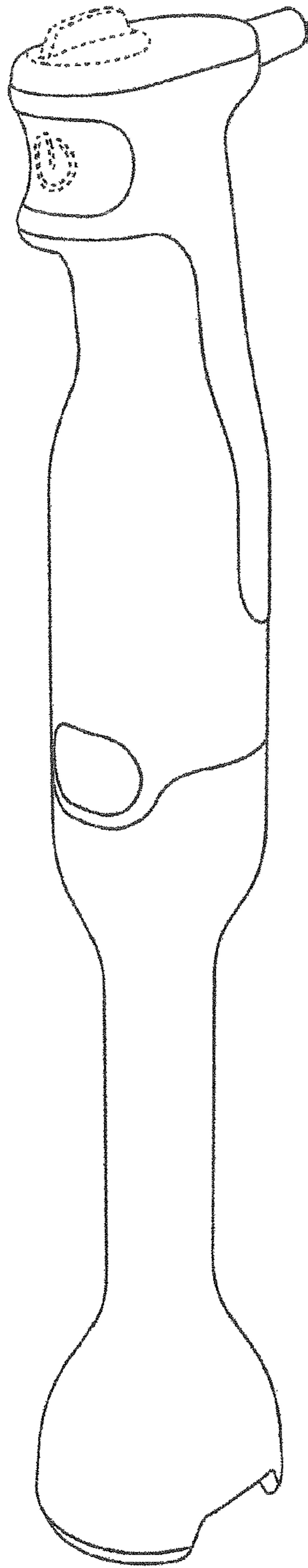


FIGURE 7

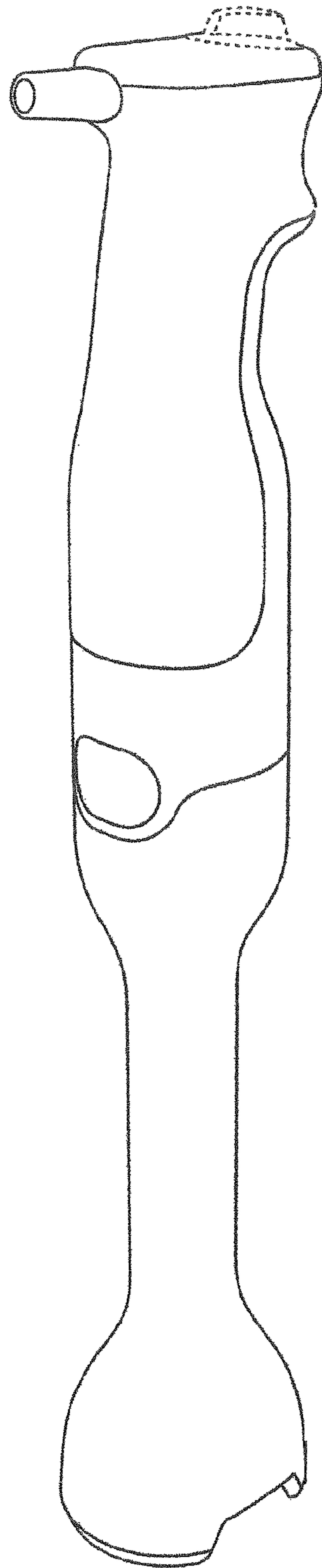


FIGURE 8