



US00D651831S

(12) **United States Design Patent**
Becherer et al.

(10) **Patent No.:** **US D651,831 S**

(45) **Date of Patent:** **** Jan. 10, 2012**

(54) **TISSUE BOX**

(75) Inventors: **Thorsten Becherer**, Cologne (DE);
Frank Stiller, Hannover (DE);
Susanne-Luz Heuchert, Hannover (DE)

(73) Assignee: **SCA Hygiene Products AB**, Gothenburg (SE)

(**) Term: **14 Years**

(21) Appl. No.: **29/369,637**

(22) Filed: **Sep. 10, 2010**

(30) **Foreign Application Priority Data**

Mar. 10, 2010 (EM) 001679911

(51) **LOC (9) Cl.** **20-02**

(52) **U.S. Cl.** **D6/518**

(58) **Field of Classification Search** D6/515,
D6/518-523; D3/201; 206/389, 391, 407,
206/409; 312/34.1, 34.8; 211/16, 85.5, 59.2;
221/92, 97, 185, 282, 284; 242/159, 160.2,
242/550, 560, 590, 595, 588, 598, 598.3,
242/598.6

See application file for complete search history.

(56) **References Cited**

U.S. PATENT DOCUMENTS

D372,387 S *	8/1996	Kuchenbecker	D6/518
D424,342 S *	5/2000	Pasquale	D6/518
D474,056 S *	5/2003	Mandell	D6/518
D522,290 S *	6/2006	Ferderer	D6/518
D523,267 S *	6/2006	Mays-Hobbs	D6/518
D546,603 S *	7/2007	Cittadino et al.	D6/518
D564,812 S *	3/2008	Tomic et al.	D6/518
D626,362 S *	11/2010	Martin	D6/518

D631,269 S * 1/2011 Davenport D6/518
* cited by examiner

Primary Examiner — Brian N Vinson

(74) *Attorney, Agent, or Firm* — Young & Thompson

(57) **CLAIM**

The ornamental design for a tissue box, as shown and described.

DESCRIPTION

FIG. 1 is a front, right side and top perspective view of a first embodiment of a tissue box showing our new design;

FIG. 2 is a top plan view thereof;

FIG. 3 is a bottom plan view thereof;

FIG. 4 is a front elevational view thereof;

FIG. 5 is a rear elevational view thereof;

FIG. 6 is a right side elevational view thereof;

FIG. 7 is a left side elevational view thereof;

FIG. 8 is a front, right side and top perspective view of a second embodiment of a tissue box showing our new design;

FIG. 9 is a top plan view thereof;

FIG. 10 is a bottom plan view thereof;

FIG. 11 is a front elevational view thereof;

FIG. 12 is a rear elevational view thereof;

FIG. 13 is a right side elevational view thereof;

FIG. 14 is a left side elevational view thereof;

FIG. 15 is a front, right side and top perspective view of a third embodiment of a tissue box showing our new design;

FIG. 16 is a top plan view thereof;

FIG. 17 is a bottom plan view thereof;

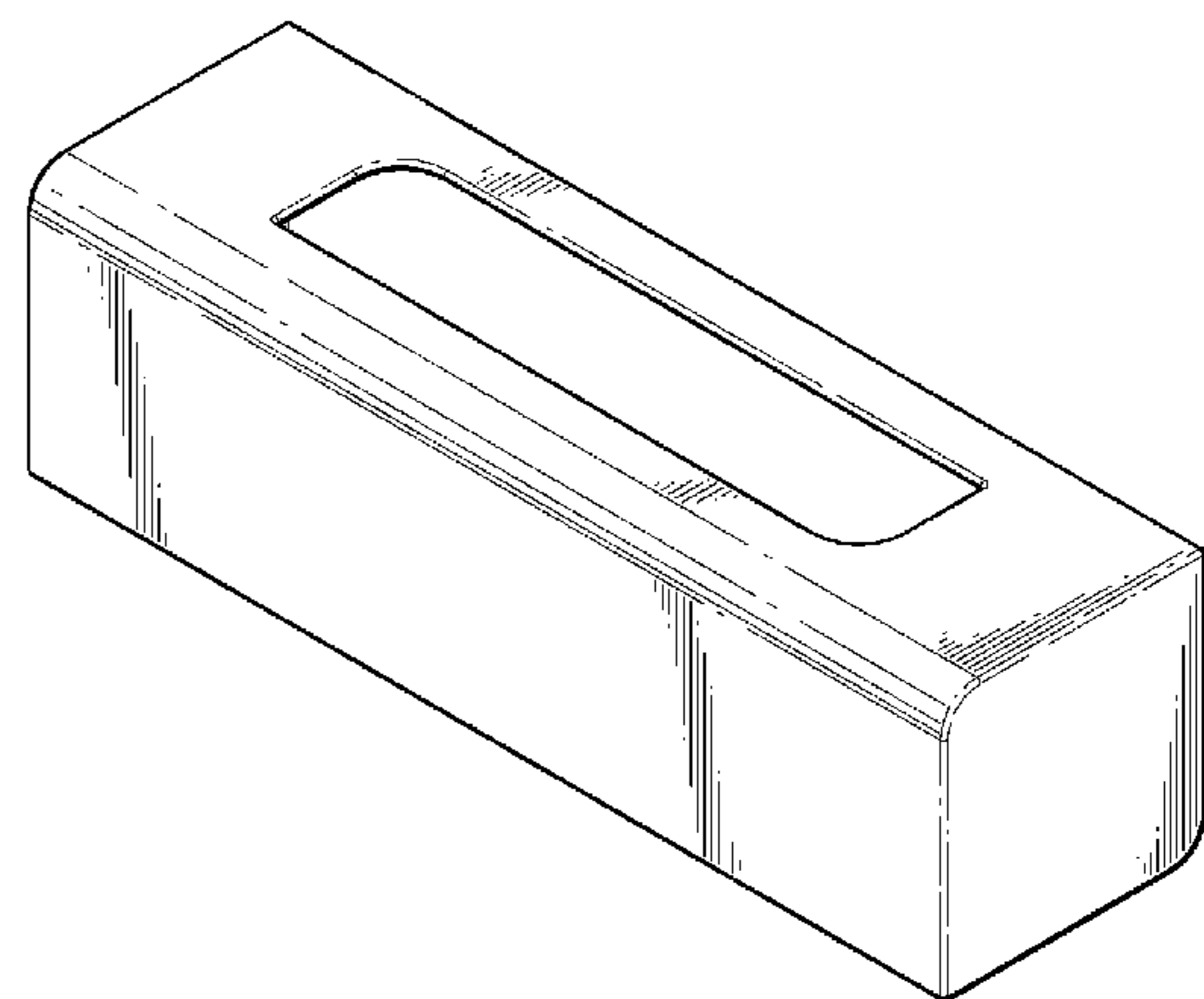
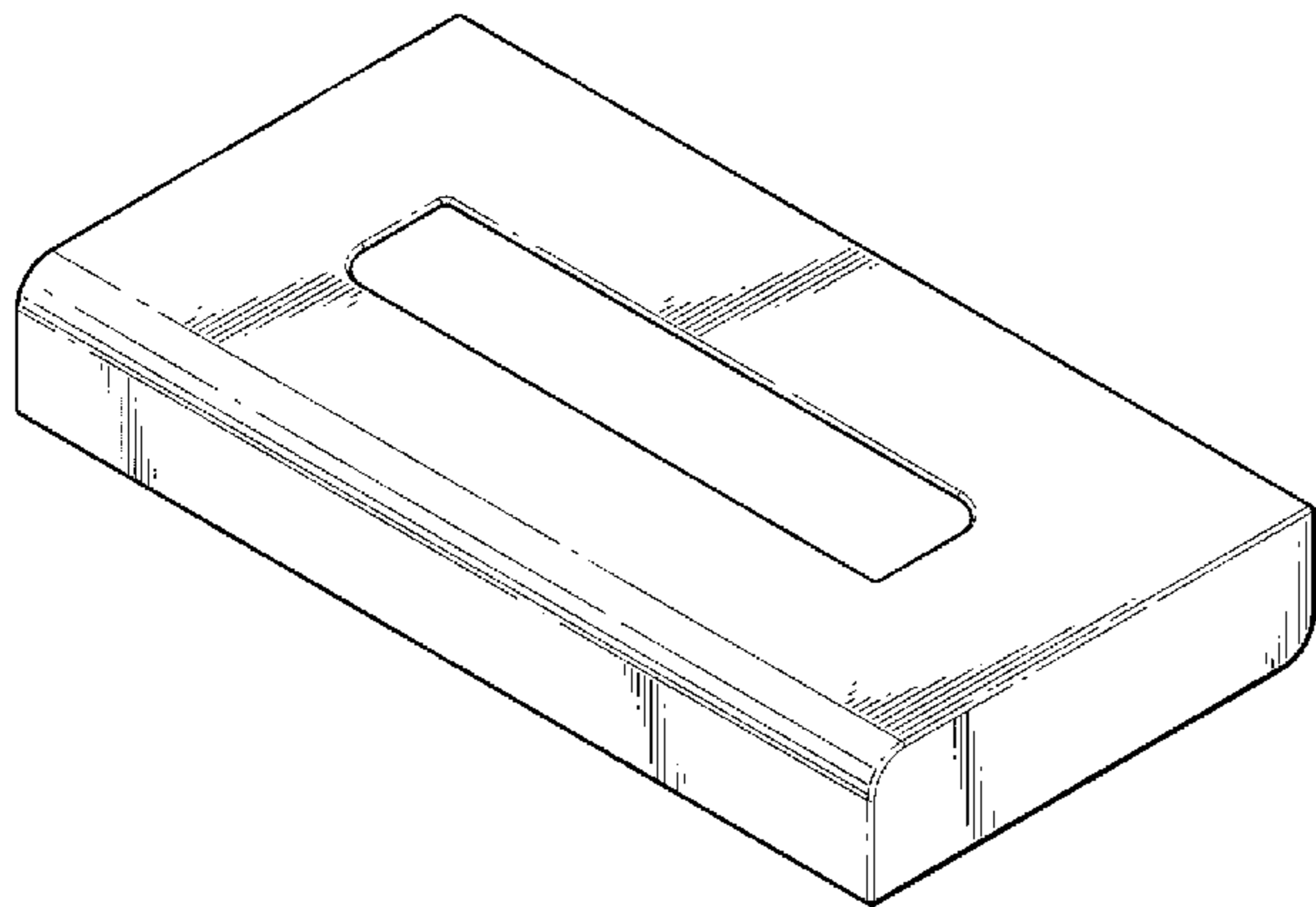
FIG. 18 is a front elevational view thereof;

FIG. 19 is a rear elevational view thereof;

FIG. 20 is a right side elevational view thereof; and,

FIG. 21 is a left side elevational view thereof.

1 Claim, 9 Drawing Sheets



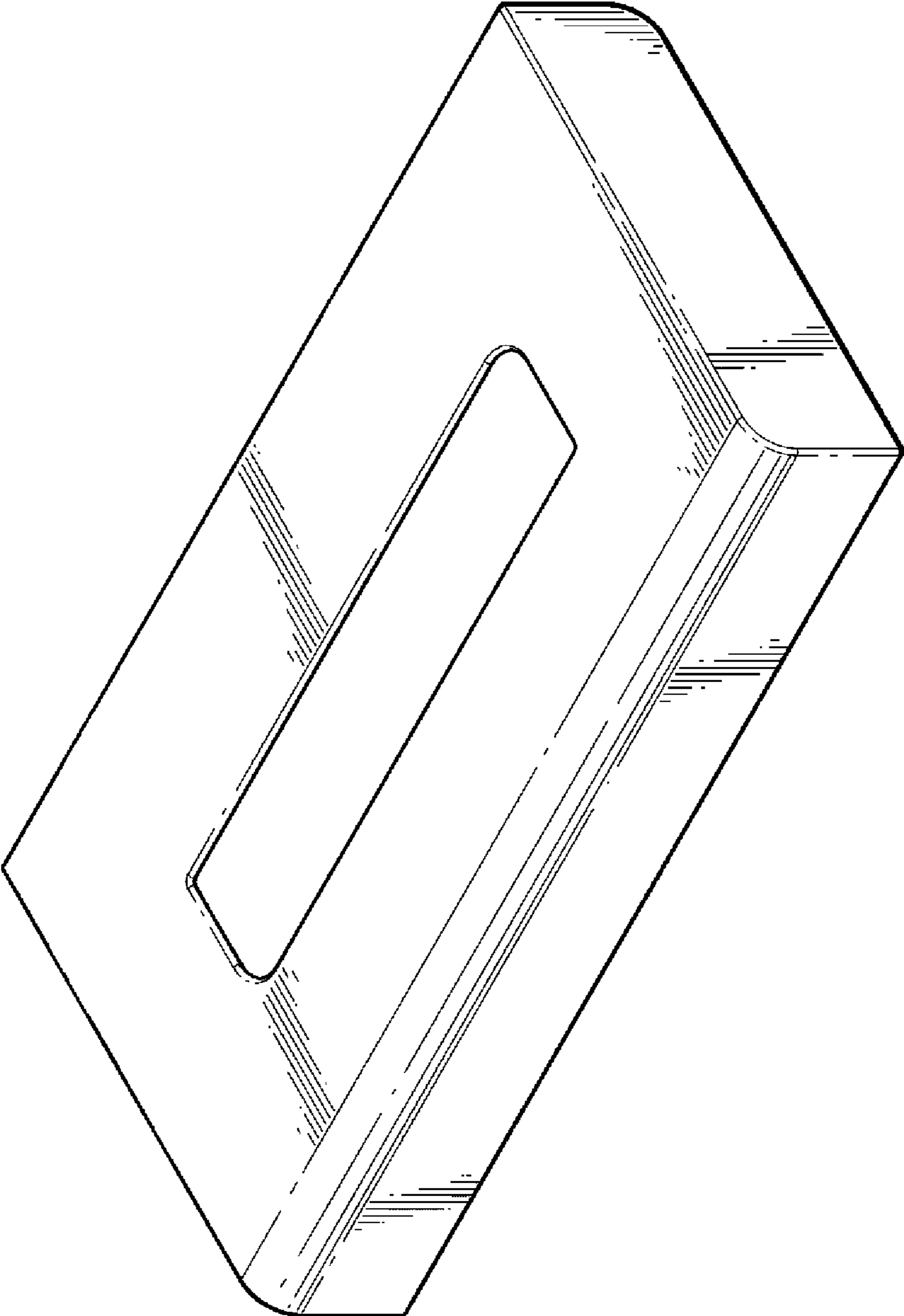


FIG. 1




FIG. 2




FIG. 3




FIG. 4




FIG. 5



FIG. 6



FIG. 7

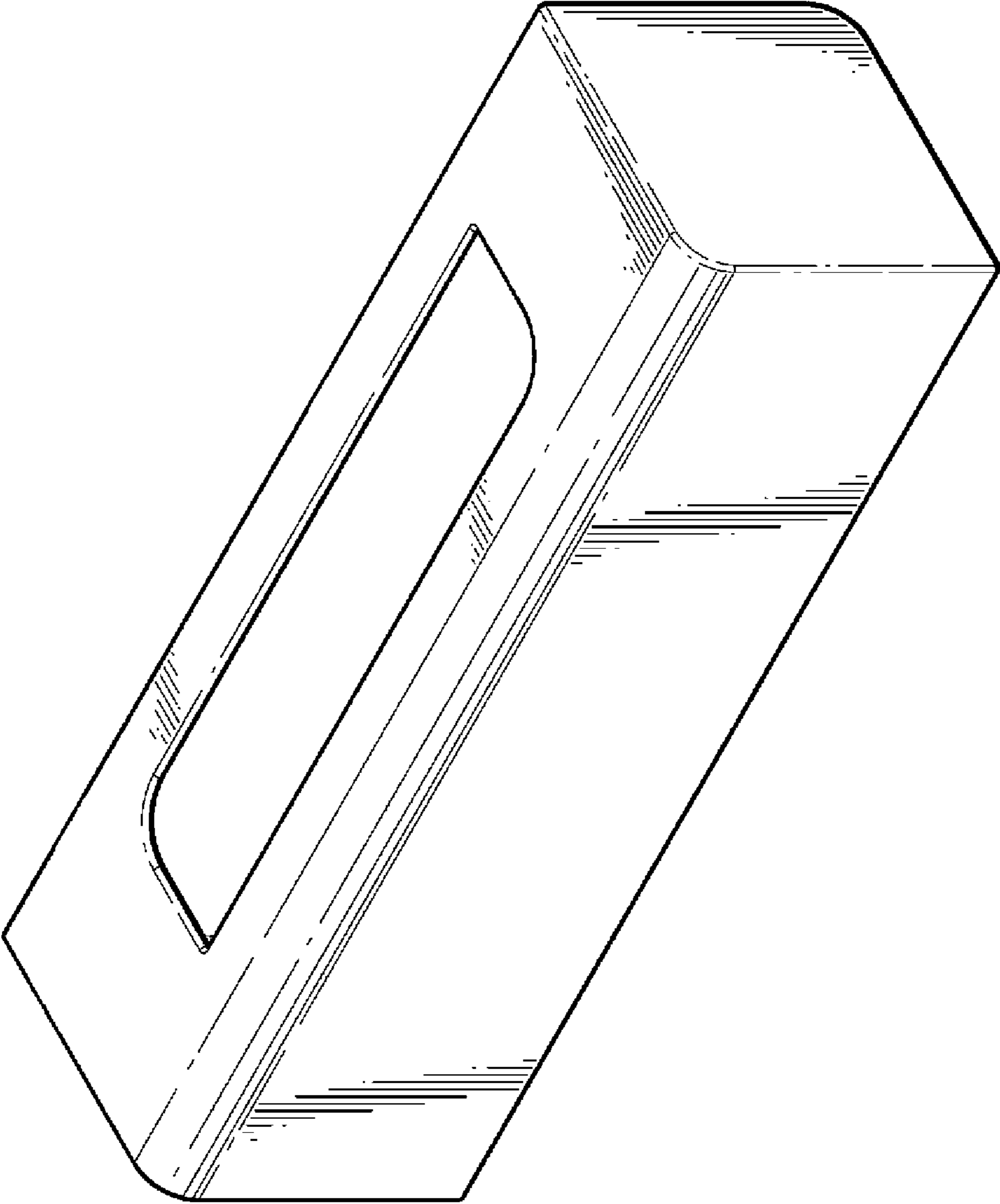


FIG. 8




FIG. 9



FIG. 10




FIG. 11




FIG. 12



FIG. 13




FIG. 14

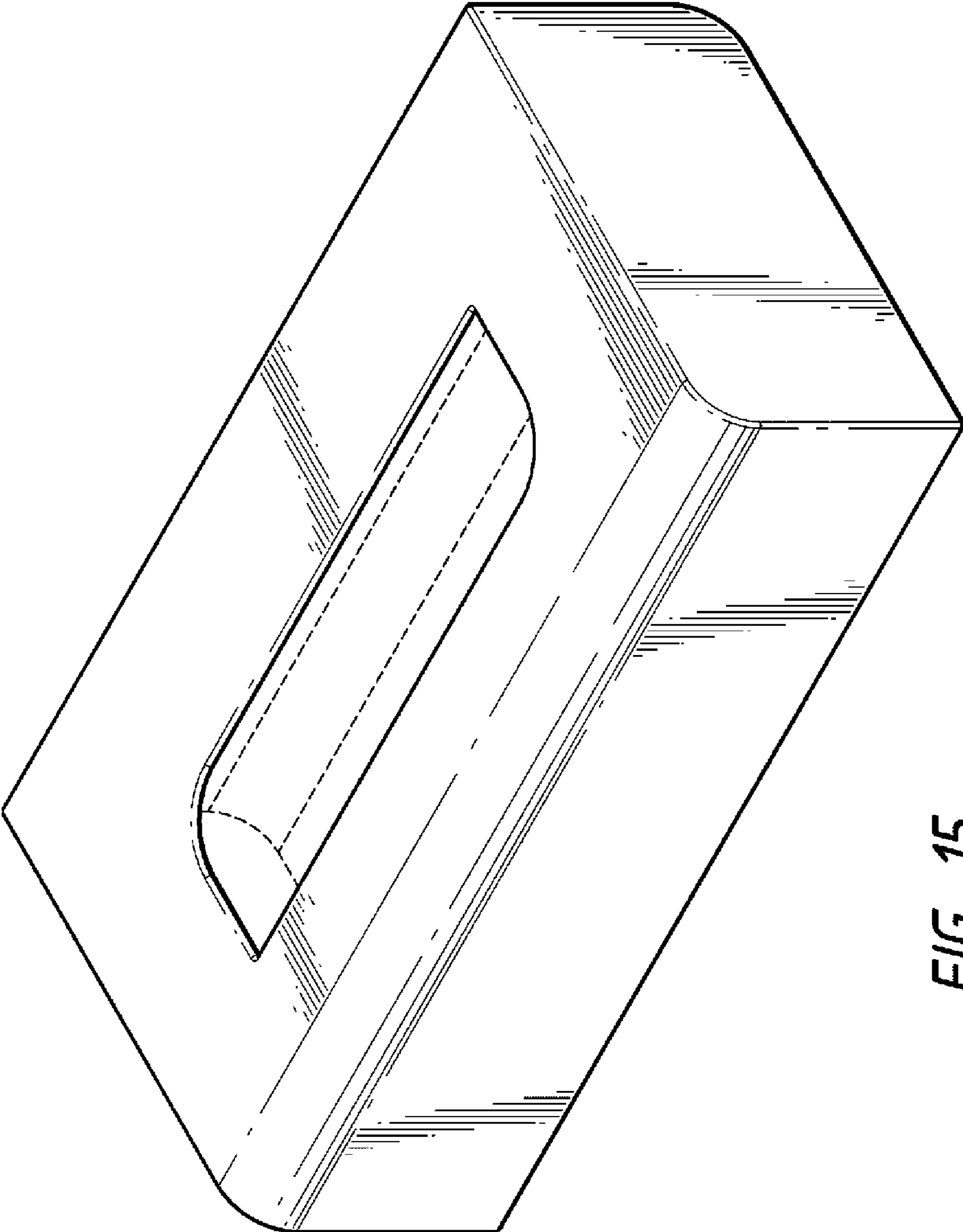


FIG. 15

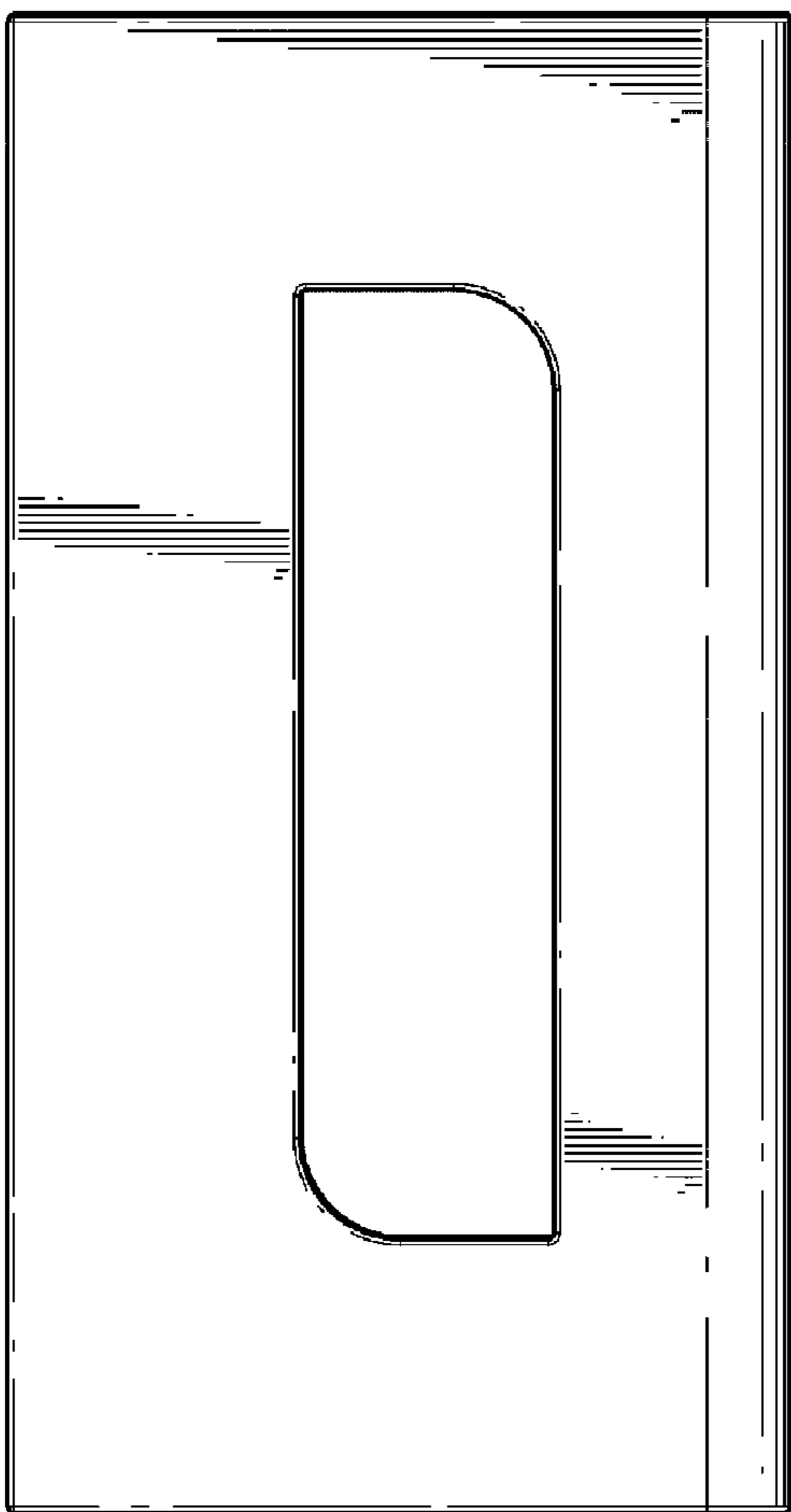


FIG. 16




FIG. 17




FIG. 18




FIG. 19




FIG. 21




FIG. 20