



US00D651829S

(12) **United States Design Patent**
Ma

(10) **Patent No.:** **US D651,829 S**
(45) **Date of Patent:** **** Jan. 10, 2012**

- (54) **COUNTER DESK**
- (75) Inventor: **Kwai Kit Brian Ma**, Guangzhou (CN)
- (73) Assignee: **The Procter & Gamble Company**,
Cincinnati, OH (US)
- (**) Term: **14 Years**
- (21) Appl. No.: **29/370,256**
- (22) Filed: **Jun. 21, 2010**
- (51) **LOC (9) Cl.** **06-02**
- (52) **U.S. Cl.** **D6/509**
- (58) **Field of Classification Search** D6/396-397,
D6/419, 432, 442, 509-511; 312/117, 138.1,
312/140.1-140.3
See application file for complete search history.

- D546,394 S * 7/2007 Tanaka et al. D20/39
- D547,585 S 7/2007 Netto
- D556,264 S * 11/2007 Tanaka et al. D20/39
- D560,402 S 1/2008 Lev
- D582,177 S * 12/2008 Tanaka et al. D6/470
- D607,669 S 1/2010 Trinh
- D617,121 S 6/2010 Walsh

OTHER PUBLICATIONS

Photos of shelving unit taken at different angles, taken in Jul. 2008 in a Watsons store in Guangzhou, China; 2 sheets.
U.S. Appl. No. 29/370,257, filed Jun. 21, 2010, Kwai Kit Brian Ma.
U.S. Appl. No. 29/352,388, filed Dec. 21, 2009, Kwai Kit Brian Ma.
U.S. Appl. No. 29/352,385, filed Dec. 21, 2009, Kwai Kit Brian Ma.

* cited by examiner

Primary Examiner — Elizabeth Albert
Assistant Examiner — Kelley Donnelly
(74) *Attorney, Agent, or Firm* — Eric T. Addington; S. Robert Chuey; James C. Vago

(56) **References Cited**

U.S. PATENT DOCUMENTS

- 3,640,389 A 2/1972 Snyder
- D243,891 S 4/1977 Snyder
- D275,969 S * 10/1984 Bowers D6/470
- 4,785,946 A 11/1988 Sorensen
- 4,919,282 A 4/1990 Duff
- 5,014,862 A 5/1991 Bustos
- D334,495 S 4/1993 Bustos
- D336,725 S 6/1993 Emanuel
- D349,829 S * 8/1994 Bustos D6/470
- 5,549,373 A * 8/1996 Bustos 312/135
- D394,360 S 5/1998 Geier
- D397,558 S * 9/1998 Caya D6/421
- D409,761 S * 5/1999 O'Reilly D25/16
- D427,457 S 7/2000 Heiny
- D458,053 S 6/2002 Luong
- D465,108 S 11/2002 Gratiot
- D465,356 S 11/2002 Muller
- 6,640,983 B2 11/2003 Miller
- D500,418 S * 1/2005 Levin et al. D6/457
- D505,576 S 5/2005 Chang
- D546,095 S 7/2007 Sexton

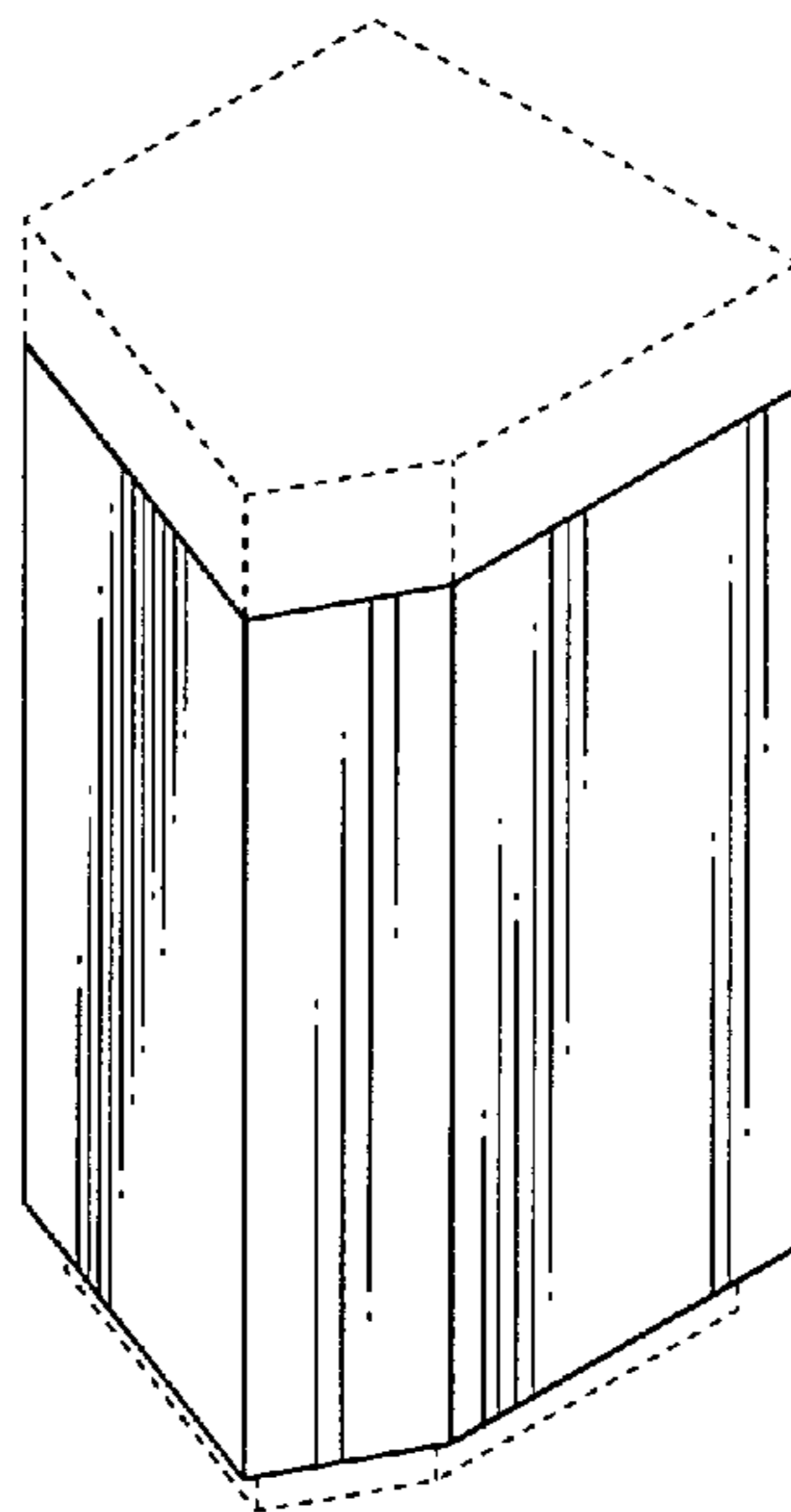
(57) **CLAIM**

The ornamental design for a counter desk, as shown and described.

DESCRIPTION

FIG. 1 is a perspective view of a counter desk, embodying our new design;
FIG. 2 is a front view thereof;
FIG. 3 is a back view thereof;
FIG. 4 is a top plan view thereof;
FIG. 5 is a bottom view thereof;
FIG. 6 is a left side view thereof;
FIG. 7 is a right side view thereof; and,
FIG. 8 is a cross sectional view thereof.
The broken lines shown in the drawings are for illustrative purposes only and form no part of the claimed design.

1 Claim, 5 Drawing Sheets



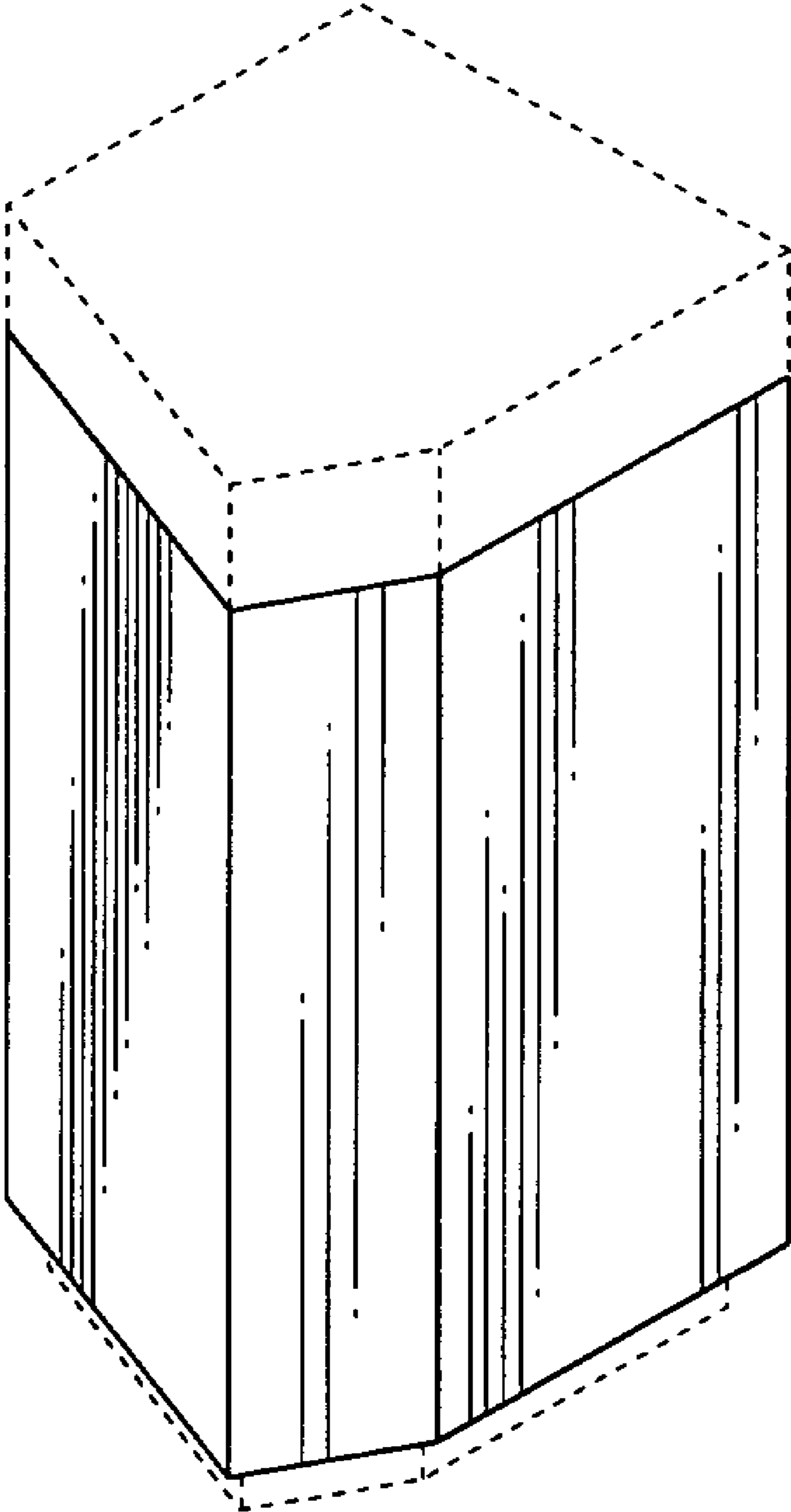


Fig. 1

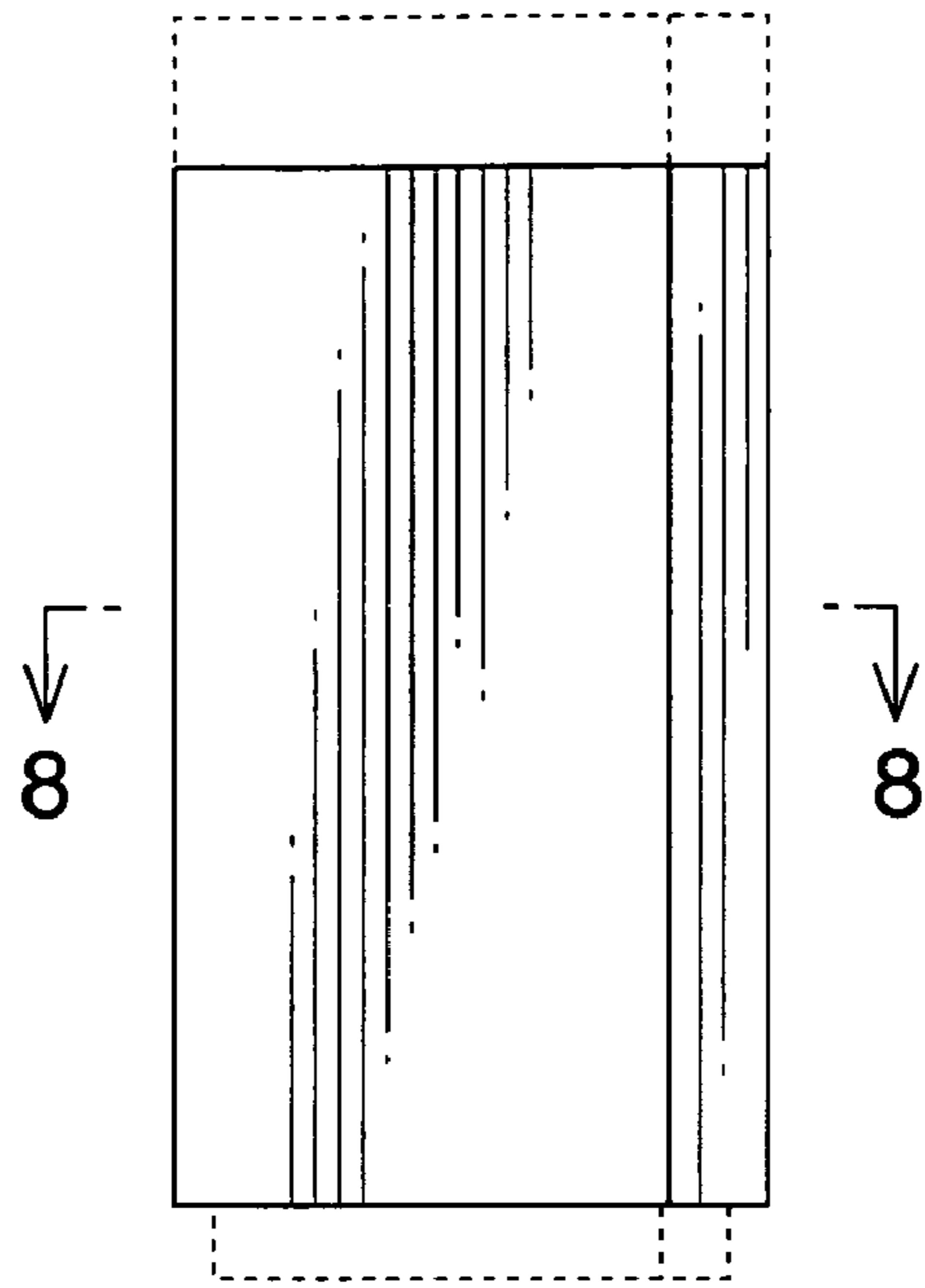


Fig. 2

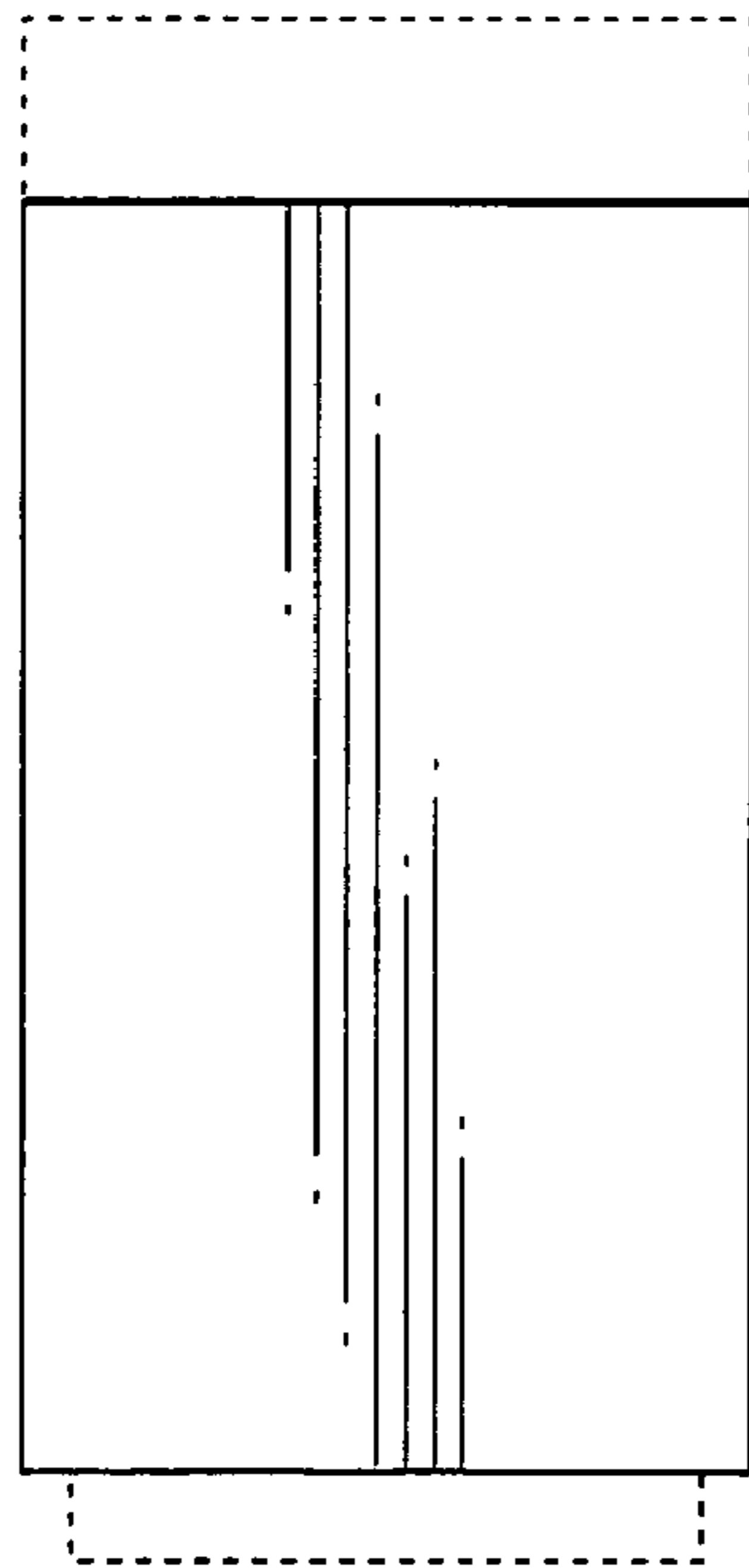


Fig. 3

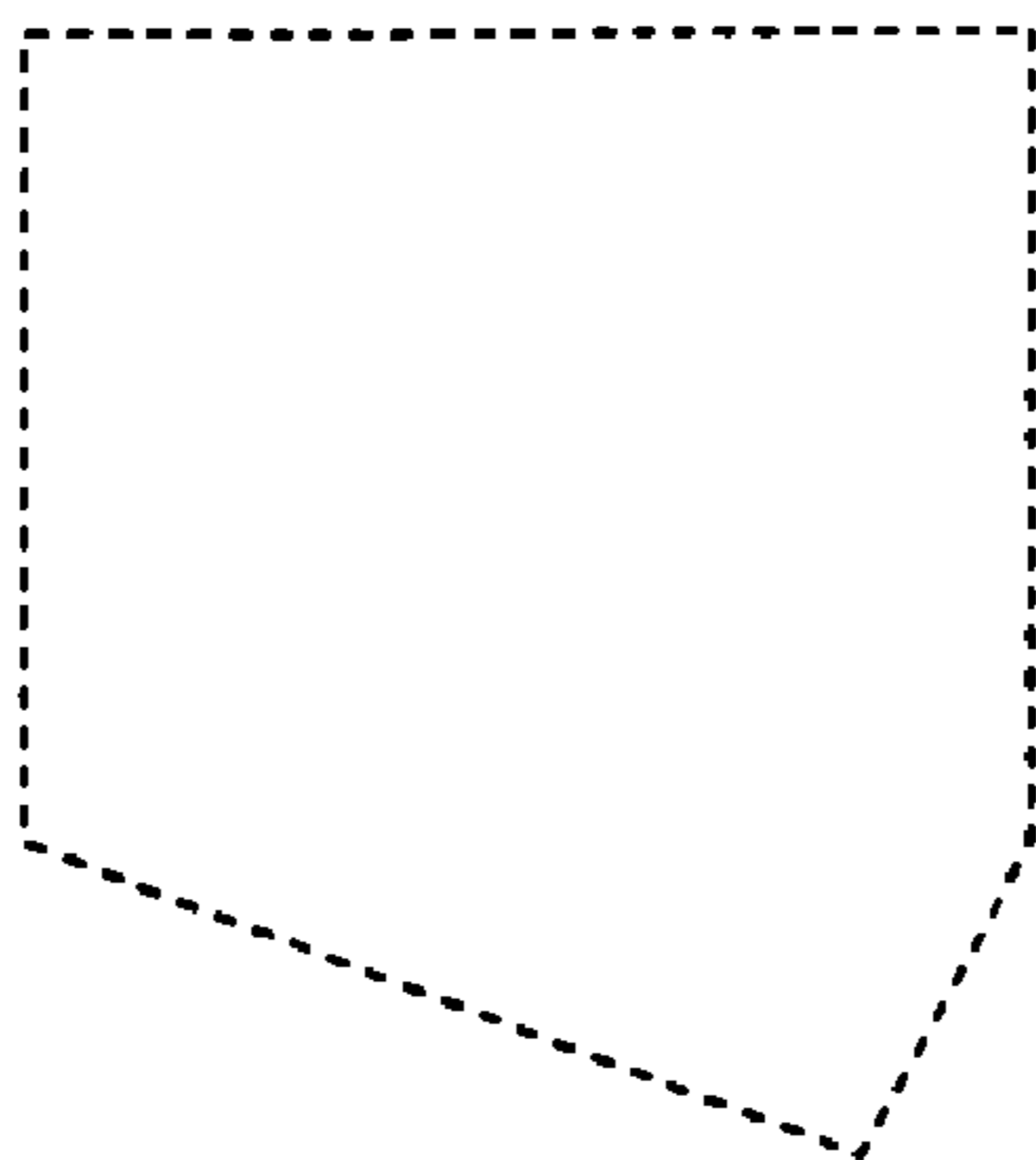


Fig. 4

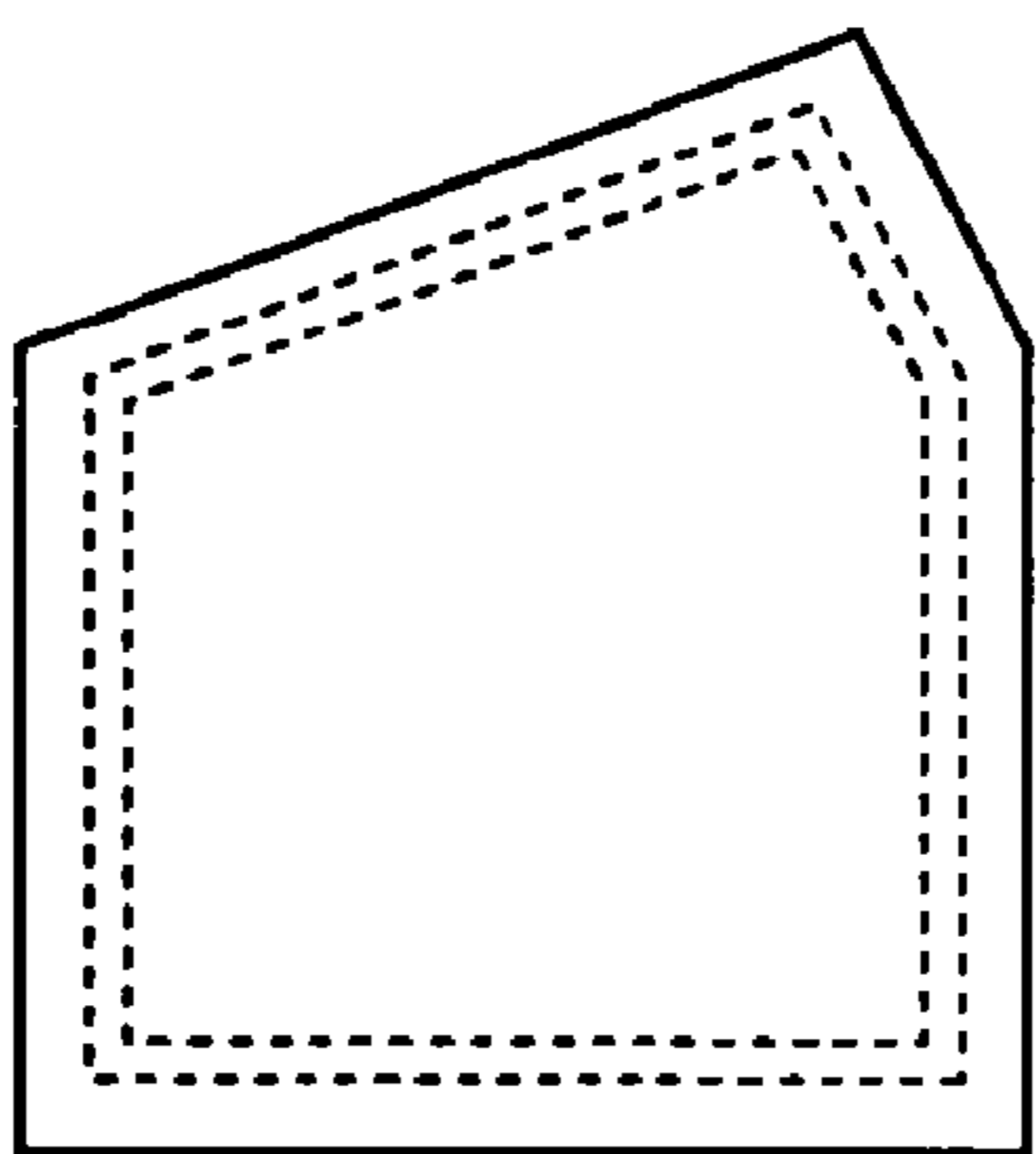


Fig. 5




Fig. 6

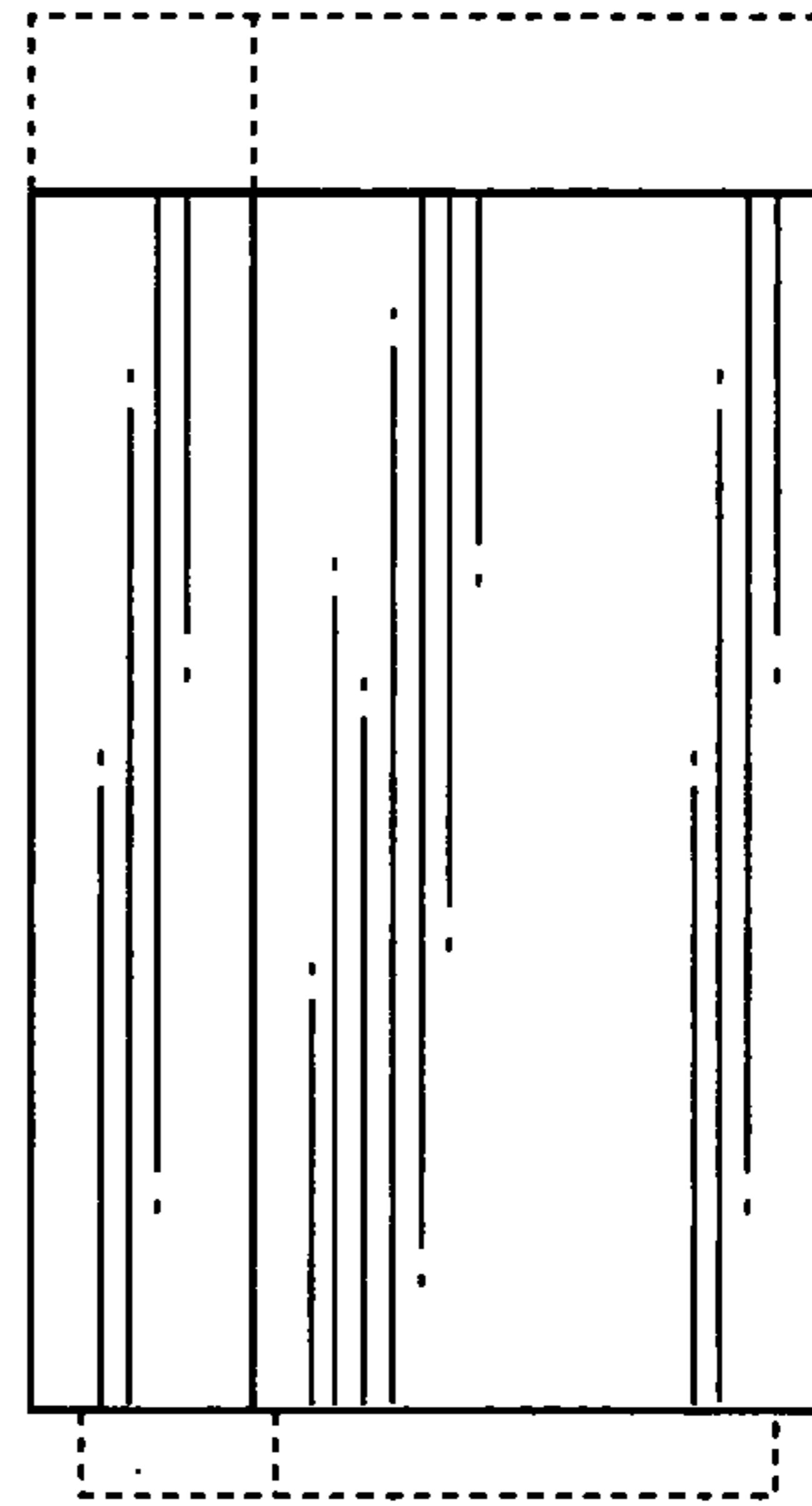


Fig. 7

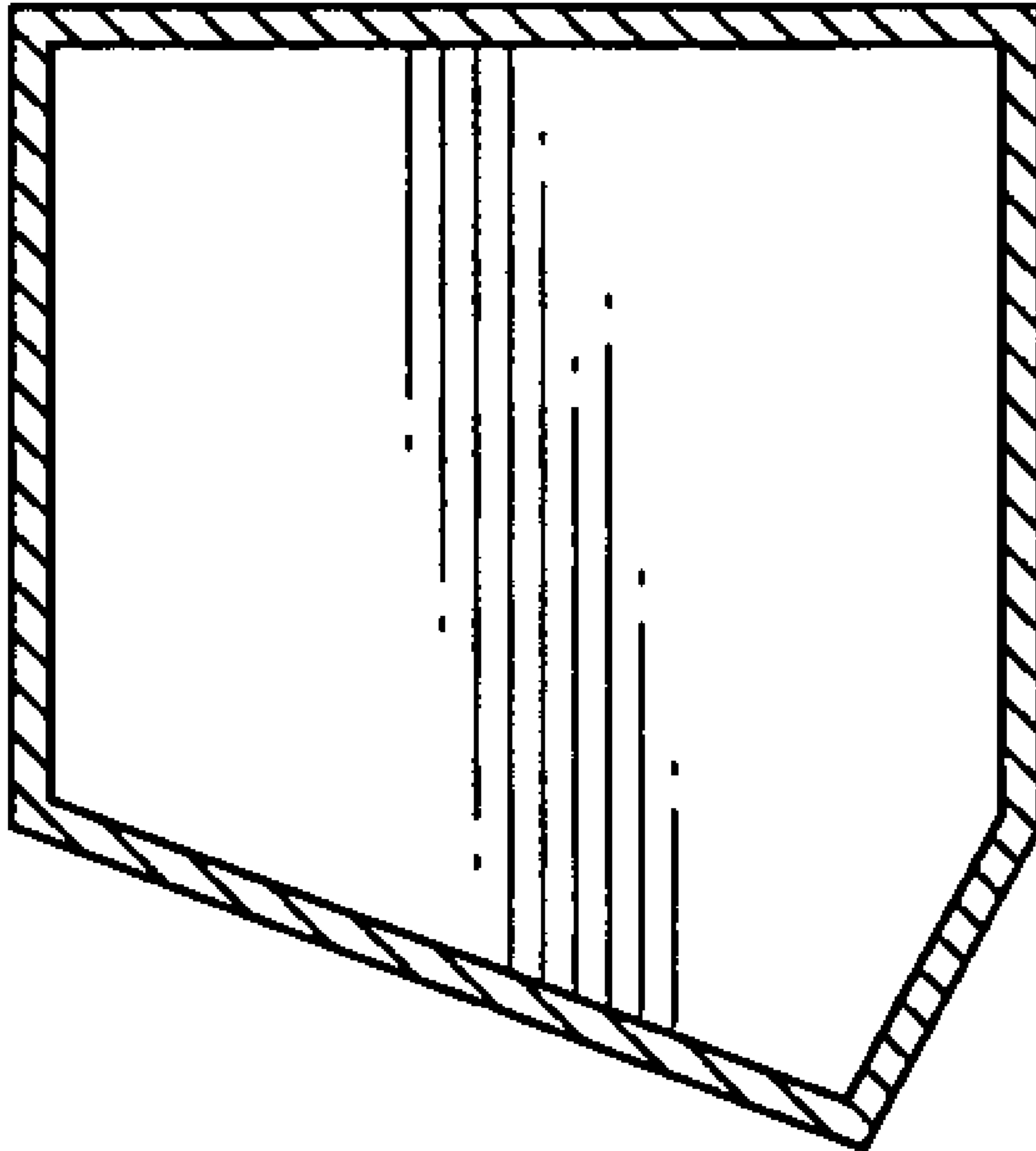


Fig. 8