



US00D651827S

(12) **United States Design Patent**
Carney

(10) **Patent No.:** **US D651,827 S**
(45) **Date of Patent:** **** Jan. 10, 2012**

(54) **FURNITURE SUPPORT**

(75) Inventor: **John Carney**, Warrington (GB)

(73) Assignee: **Cheshire Moulding & Woodturnings Limited**, Sutton, St. Helens (GB)

(**) Term: **14 Years**

(21) Appl. No.: **29/382,681**

(22) Filed: **Jan. 6, 2011**

(30) **Foreign Application Priority Data**

Jul. 9, 2010 (EM) 001224851

(51) **LOC (9) Cl.** **06-06**

(52) **U.S. Cl.** **D6/495**

(58) **Field of Classification Search** D6/480-489,
D6/495, 379, 380; 248/188, 188.1, 188.8
See application file for complete search history.

(56) **References Cited**

U.S. PATENT DOCUMENTS

D195,853 S * 8/1963 Ogden D6/495
D332,192 S * 1/1993 Lewis D6/484
D339,701 S * 9/1993 Martin D6/484
D394,960 S * 6/1998 Lewis D6/349

* cited by examiner

Primary Examiner — Janice Seeger

(74) *Attorney, Agent, or Firm* — Thompson Coburn LLP

(57) **CLAIM**

The ornamental design for a furniture support, as shown and described.

DESCRIPTION

FIG. 1 is a front view of a first embodiment of a furniture support showing my new design;

FIG. 2 is a rear view of the furniture support of FIG. 1;

FIG. 3 is a left side view of the furniture support of FIG. 1;

FIG. 4 is a right side view of the furniture support of FIG. 1;

FIG. 5 is a plan view of the furniture support of FIG. 1;

FIG. 6 is a bottom view of the furniture support of FIG. 1;

FIG. 7 is a perspective view of the furniture support of FIG. 1;

FIG. 8 is a front view of an alternate embodiment of a furniture support showing my new design;

FIG. 9 is a rear view of the furniture support of FIG. 8;

FIG. 10 is a left side view of the furniture support of FIG. 8;

FIG. 11 is a right side view of the furniture support of FIG. 8;


FIG. 12 is a plan view of the furniture support of FIG. 8;

FIG. 13 is a bottom view of the furniture support of FIG. 8; and,

FIG. 14 is a perspective view of the furniture support of FIG. 8.

FIGS. 6 and 13 have dashed lines indicating subject matter that does not form part of the claimed design.

1 Claim, 14 Drawing Sheets






Fig. 1




Fig. 2




Fig. 3




Fig. 4




Fig. 5




Fig. 6




Fig. 7




Fig. 8




Fig. 9




Fig. 10




Fig. 11




Fig. 12




Fig. 13




Fig. 14