



US00D651819S

(12) **United States Design Patent**
Fleming

(10) **Patent No.:** **US D651,819 S**
(45) **Date of Patent:** **** Jan. 10, 2012**

- (54) **VEHICLE SEAT**
- (75) Inventor: **Mike Fleming**, Northamptonshire (GB)
- (73) Assignee: **CVG Managment Corporation**, New Albany, OH (US)
- (**) Term: **14 Years**
- (21) Appl. No.: **29/358,071**
- (22) Filed: **Mar. 22, 2010**

D605,879 S *	12/2009	Krauss et al.	D6/500
D612,163 S *	3/2010	Wagener	D6/356
D615,311 S *	5/2010	Fleming	D6/356
D617,104 S *	6/2010	Wagener	D6/356

OTHER PUBLICATIONS

Commercial Vehicle Group, 2006 After-Market Product Catalog, pp. 1-16, 28; 2005.

* cited by examiner

Primary Examiner — Mimoso De

(74) *Attorney, Agent, or Firm* — Kegler, Brown, Hill & Ritter; James J. Pingor

Related U.S. Application Data

- (62) Division of application No. 29/324,908, filed on Sep. 23, 2008, now Pat. No. Des. 615,311.
- (51) **LOC (9) Cl.** **06-01**
- (52) **U.S. Cl.** **D6/356**
- (58) **Field of Classification Search** D6/334-336,
D6/356, 367, 368, 374, 375, 381, 500-502;
297/232, 353, 344.1, 354.1, 396, 452.21,
297/452.24, 452.25, 452.26, 452.29, 452.34,
297/452.35
See application file for complete search history.

(57) **CLAIM**

I claim the ornamental design for a vehicle seat, as shown and described.

DESCRIPTION

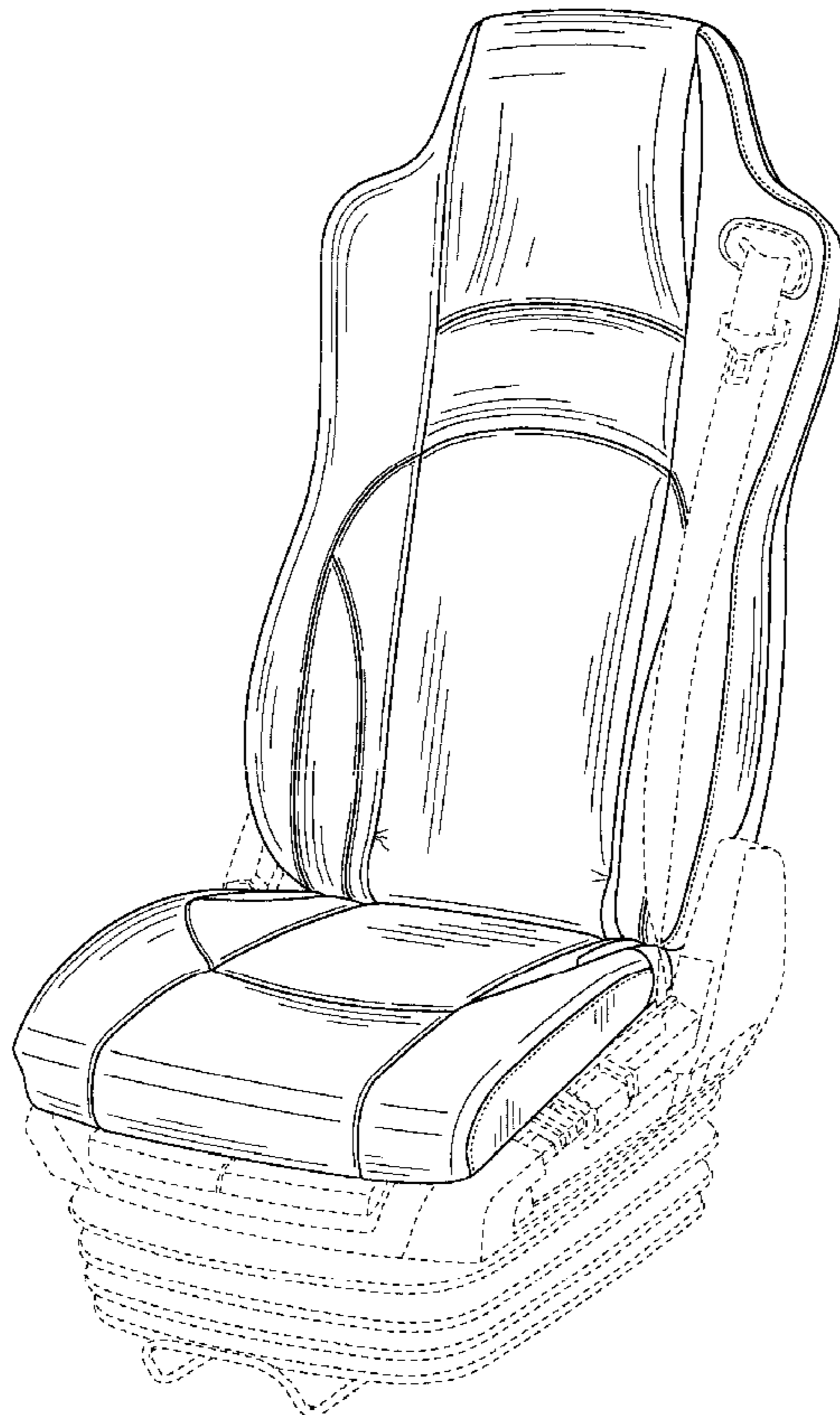
FIG. 1 is a left, front perspective view of a vehicle seat according to my new design;
FIG. 2 is a front elevation view of the vehicle seat of FIG. 1; and,
FIG. 3 is a left elevation view of the vehicle seat of FIG. 1.
The broken lines shown herein are for illustrative purposes only and form no part of the claimed design.

(56) **References Cited**

U.S. PATENT DOCUMENTS

D315,255 S *	3/1991	Beermann	D6/356
D562,576 S *	2/2008	Ritzel et al.	D6/356

1 Claim, 3 Drawing Sheets



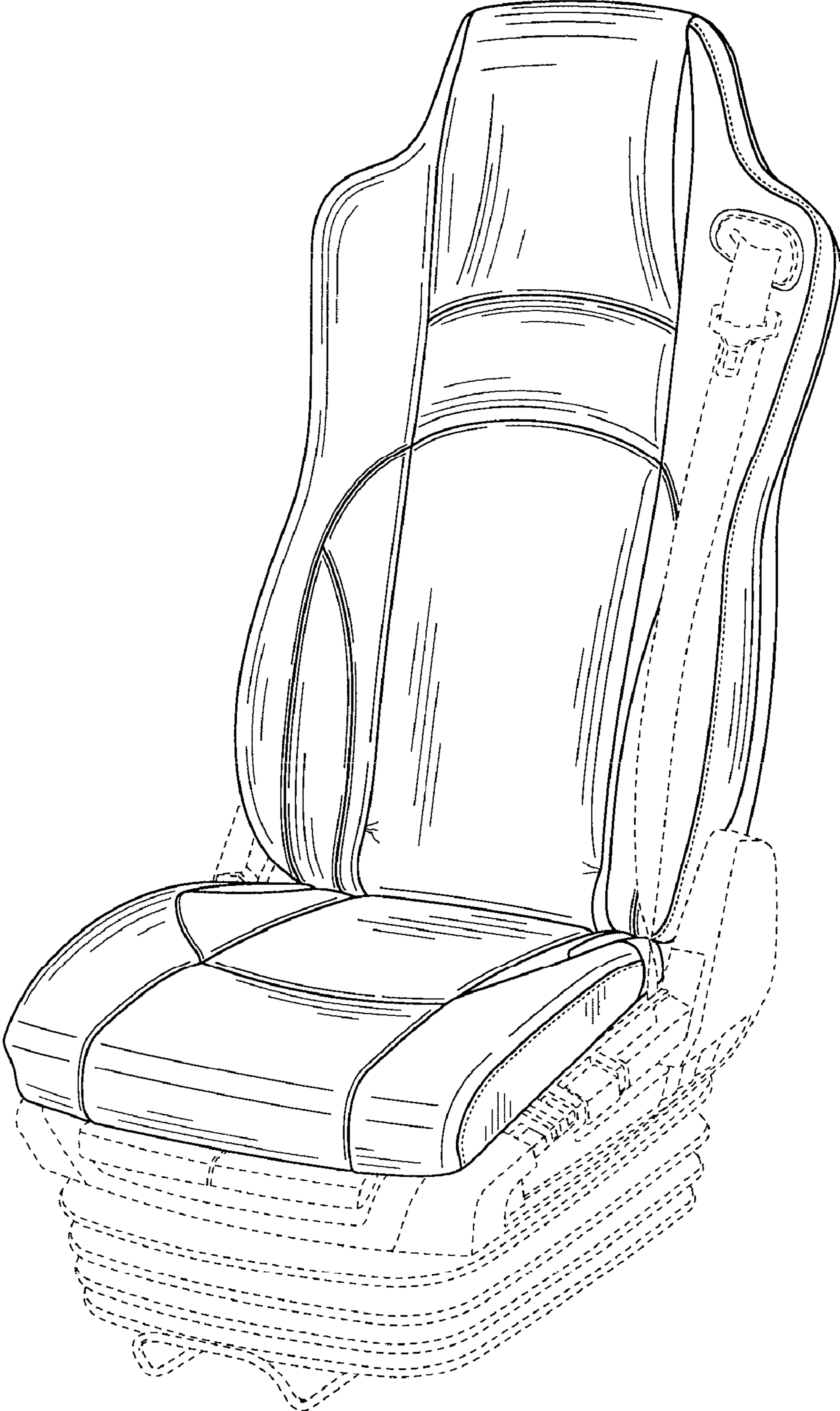


FIG. 1

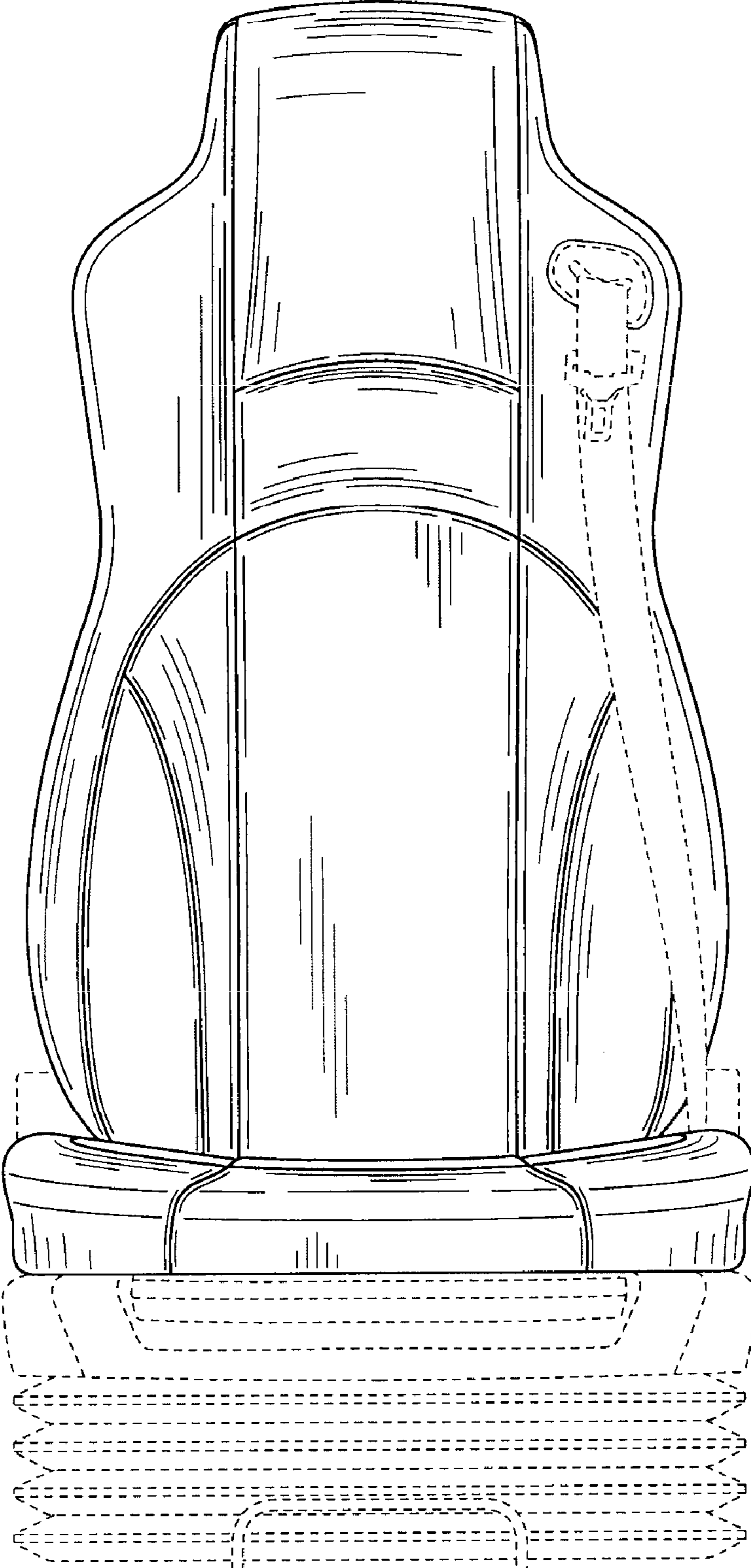


FIG. 2

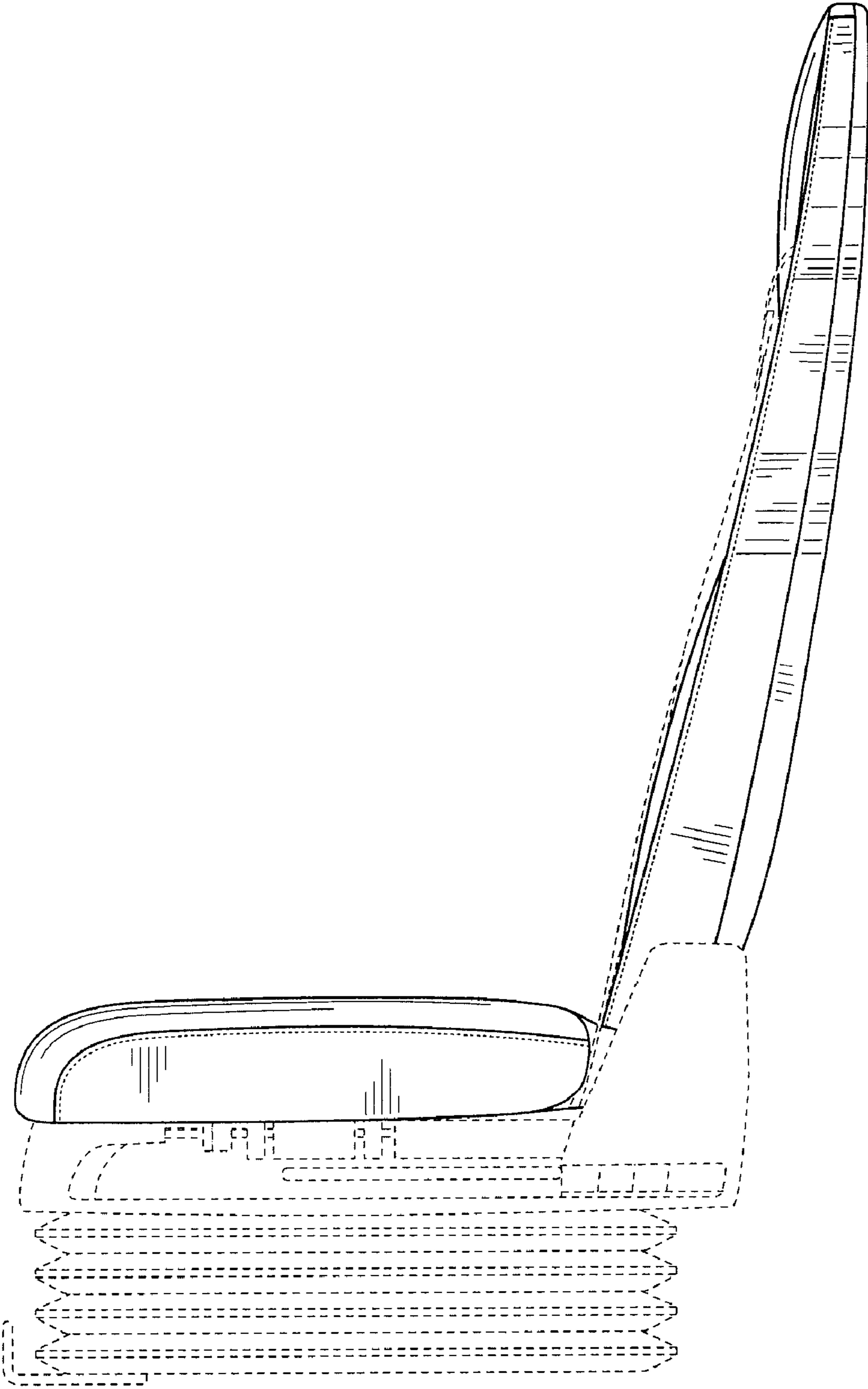


FIG. 3