



US00D651786S

(12) **United States Design Patent**
Hessler

(10) **Patent No.:** **US D651,786 S**
(45) **Date of Patent:** **** Jan. 10, 2012**

(54) **BURP CLOTH**

(76) Inventor: **Karen Hessler**, Severance, CO (US)

(**) Term: **14 Years**

(21) Appl. No.: **29/390,481**

(22) Filed: **Apr. 26, 2011**

(51) **LOC (9) Cl.** **02-02**

(52) **U.S. Cl.** **D2/860; D2/864**

(58) **Field of Classification Search** D2/860-864;
2/46, 49.1, 49.2, 49.4, 459; D6/601, 603,
D6/608; D29/100, 119; D24/124
See application file for complete search history.

(56) **References Cited**

U.S. PATENT DOCUMENTS

1,659,405	A *	2/1928	Love	297/229
2,261,064	A *	10/1941	Katz	2/20
2,482,182	A	4/1946	Henninger	
D151,290	S	10/1948	Shelton	
2,568,544	A	7/1949	Head	
2,552,462	A	5/1951	Savrin	
D233,114	S *	10/1974	Noyes	D29/119
D242,490	S *	11/1976	Belkin	D6/602
D275,827	S *	10/1984	Henry	D6/608
D288,021	S	2/1987	Marconi	
4,663,779	A *	5/1987	Bible	2/49.3
D343,498	S	1/1994	Donahue	
D347,103	S	5/1994	Berry	
D433,196	S *	10/2000	Specht	D29/119
D436,430	S *	1/2001	Merrifield	D2/863
6,237,150	B1 *	5/2001	Lucas	2/49.1
6,256,788	B1 *	7/2001	Loewer et al.	2/49.2
D465,901	S	11/2002	Miller	
D470,704	S	2/2003	Varon	
D483,552	S	12/2003	Hughes	
D493,024	S	7/2004	Bergkvist	
D567,478	S	4/2008	Long	

D573,075	S *	7/2008	Eskandry	D12/203
D587,952	S *	3/2009	Skipper	D6/603
D625,903	S	10/2010	Conley	
D627,951	S *	11/2010	Chesal et al.	D2/860

OTHER PUBLICATIONS

Sew Fancy. <http://madebychristina.blogspot.com/2011/02/baby-burp-cloths-with-tutorial.html>. Feb. 2011. Baby Burp Cloths.*
Flickr. <http://www.flickr.com/photos/peleonor/4825051259/>. Jul. 2010. Burp Cloths with Pocket.*
Make me studio. <http://makemestudio.blogspot.com/2010/04/burp-cloths.html>. Apr. 2010. Burp Cloths.*

* cited by examiner

Primary Examiner — Rashida Johnson

(74) *Attorney, Agent, or Firm* — QuickPatents, Inc.; Kevin Prince

(57) **CLAIM**

I claim the ornamental design for a burp cloth, as shown and described.

DESCRIPTION

FIG. 1 is a perspective view of a burp cloth, showing my new design;
FIG. 2 is a top plan view thereof;
FIG. 3 is a front elevational view thereof;
FIG. 4 is a bottom plan view thereof;
FIG. 5 is a left-side elevational view thereof, the right-side elevational view being a mirror image thereof;
FIG. 6 is a rear elevational view thereof; and,
FIG. 7 is a cross-sectional view thereof, taken generally along lines 7-7 of FIG. 6.
The broken lines represent stitching, and are part of the claimed design.

1 Claim, 3 Drawing Sheets

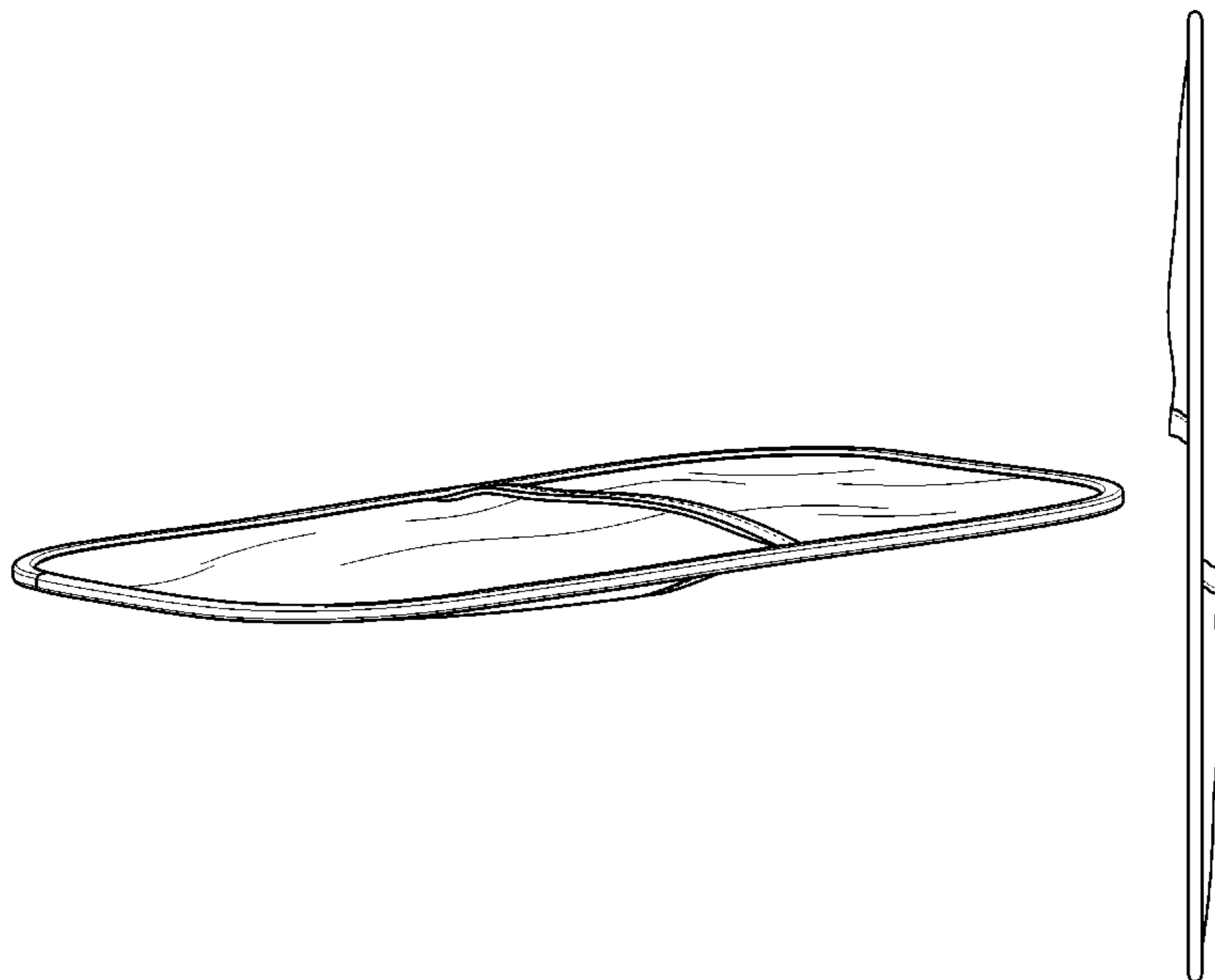




FIG. 1




FIG. 2

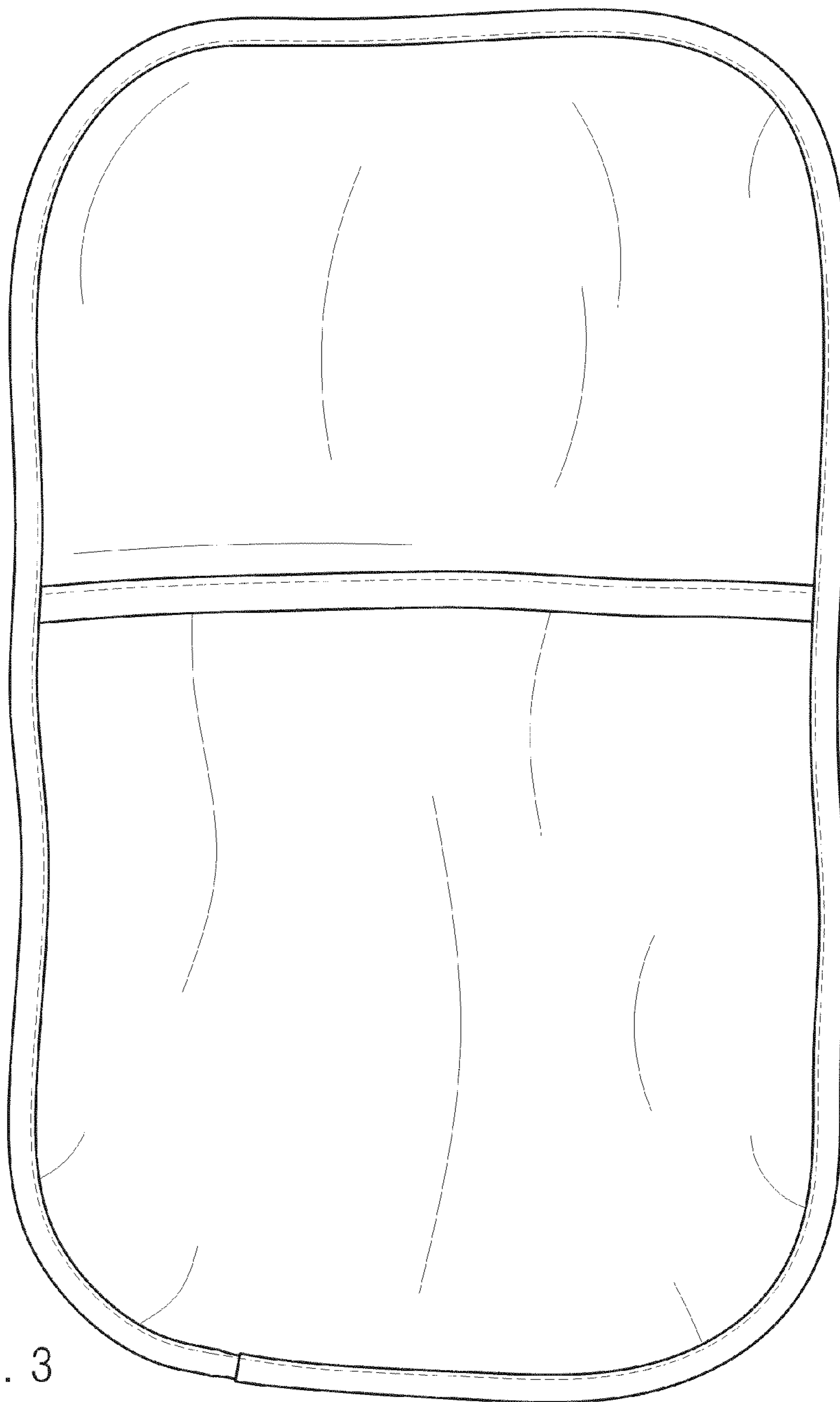


FIG. 3




FIG. 4

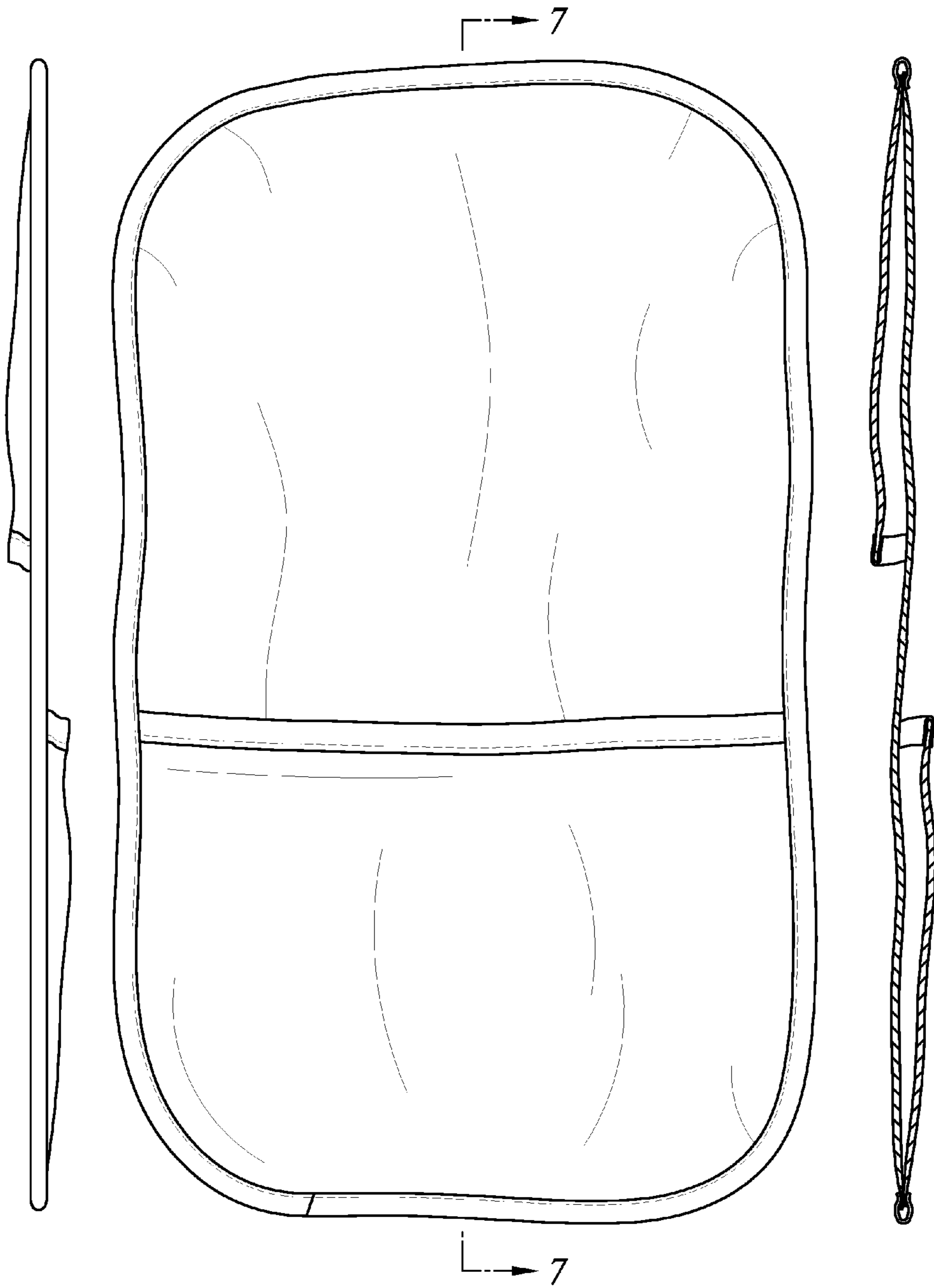


FIG. 5

FIG. 6

FIG. 7