

US00D651765S

(12) **United States Design Patent**
Williams

(10) **Patent No.:** **US D651,765 S**
(45) **Date of Patent:** **** Jan. 3, 2012**

- (54) **GOLF GLOVE**
- (76) Inventor: **James E. Williams**, Crested Butte, CO (US)
- (**) Term: **14 Years**
- (21) Appl. No.: **29/377,636**
- (22) Filed: **Oct. 23, 2010**
- (51) **LOC (9) Cl.** **02-06**
- (52) **U.S. Cl.** **D29/116.2**
- (58) **Field of Classification Search** D2/610, D2/616, 617, 618, 619, 620, 621, 623; D20/33; D24/190; D29/113, 114, 116.2, 117.1, 117.2, D29/122, 123; D28/63; D32/40, 41, 42, D32/43; 2/16, 20, 21, 159, 161.1, 161.2, 2/161.3, 161.4, 161.5, 161.6, 161.7, 161.8, 2/162, 170; 40/586
See application file for complete search history.

6,339,845	B1 *	1/2002	Burns et al.	2/243.1
6,427,247	B1 *	8/2002	Suk	2/161.2
D468,075	S *	1/2003	Votel	D2/619
6,543,058	B2 *	4/2003	Litke	2/161.2
6,760,924	B2 *	7/2004	Hatch et al.	2/161.5
7,058,984	B2	6/2006	Newman	
D529,236	S *	9/2006	Litke et al.	D29/123
D545,504	S	6/2007	Robba	
D560,314	S *	1/2008	VanErmen	D29/117.2
D561,946	S	2/2008	Hinman	
7,364,783	B2 *	4/2008	Nordstrom	428/103
D594,603	S *	6/2009	Murphy	D29/116.2
D595,459	S *	6/2009	Atherton	D29/116.2
D596,806	S *	7/2009	Murphy	D29/116.2
7,578,006	B2 *	8/2009	Garneau	2/161.1
D608,952	S *	1/2010	Litke et al.	D29/116.2
D617,955	S *	6/2010	Williams	D29/116.2
2005/0229286	A1 *	10/2005	Tseng et al.	2/161.2
2009/0271905	A1 *	11/2009	Alexander	2/16

* cited by examiner

Primary Examiner — Karen E Eldridge Powers
(74) *Attorney, Agent, or Firm* — Crossley Patent Law; Mark A. Crossley

(56) **References Cited**

U.S. PATENT DOCUMENTS

557,563	A *	4/1896	Dunning	2/401
704,961	A *	7/1902	Griffiths	2/159
983,649	A *	2/1911	Scully	2/161.8
1,271,110	A *	7/1918	Zeigler	2/158
1,584,304	A *	5/1926	Kennedy	2/16
1,673,517	A *	6/1928	Kurz	2/161.8
2,378,773	A *	6/1945	Hurt	2/162
D171,205	S *	12/1953	Higier	D2/619
D177,692	S *	5/1956	O'Brien	D2/616
3,643,386	A *	2/1972	Grzyll	451/523
4,164,043	A *	8/1979	Fujita	2/161.1
4,691,388	A *	9/1987	Boone	2/161.5
4,779,289	A *	10/1988	Prouty	2/16
5,105,478	A *	4/1992	Pyc	2/115
5,675,839	A *	10/1997	Gordon et al.	2/159
5,926,847	A	7/1999	Eibert	
D414,301	S *	9/1999	Werner	D29/116.2

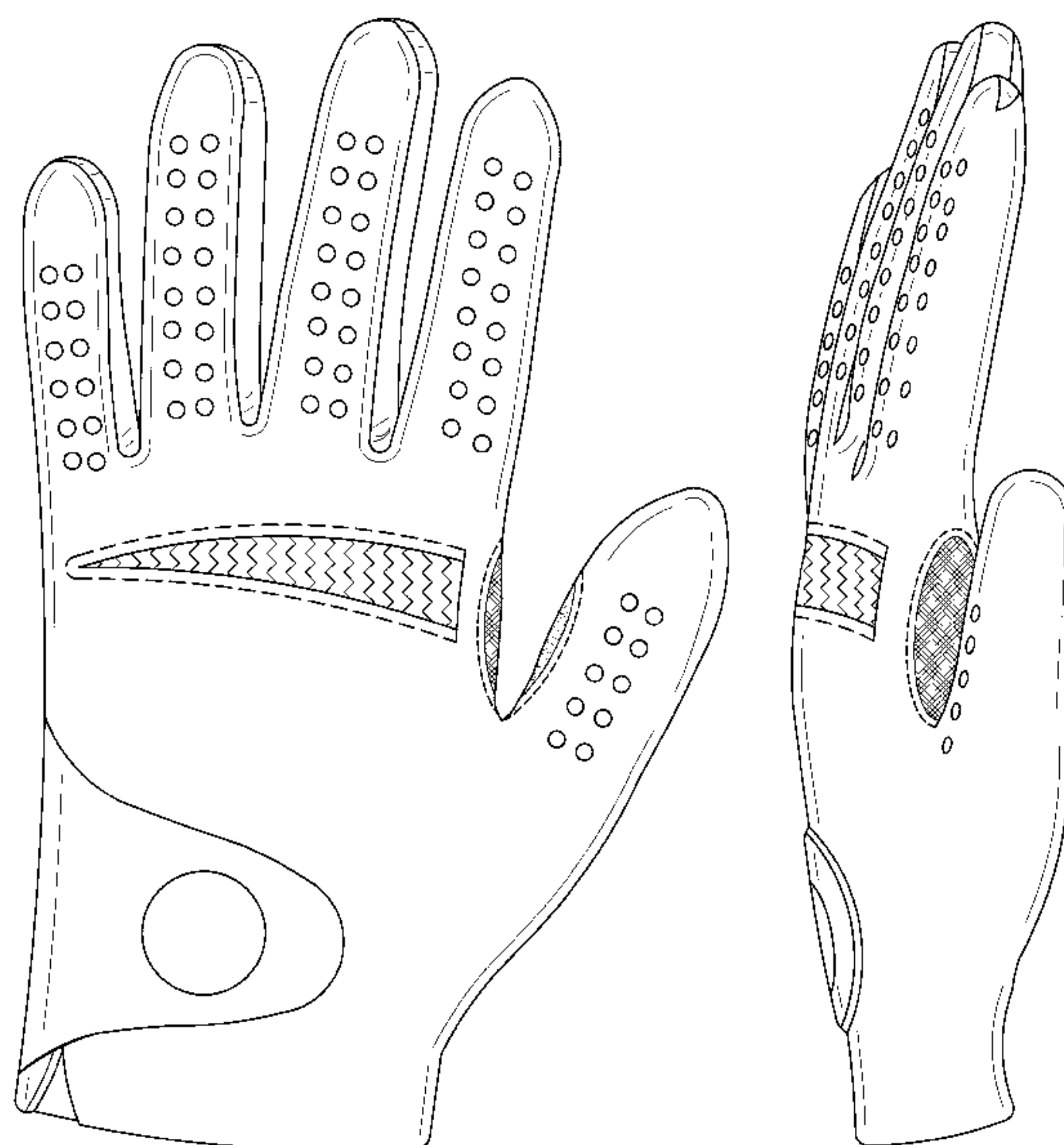
(57) **CLAIM**

The ornamental design for a golf glove, as shown and described.

DESCRIPTION

FIG. 1 is a bottom plan view of a golf glove showing my new design;
FIG. 2 is a top plan view thereof;
FIG. 3 is a right elevation view thereof;
FIG. 4 is a left elevation view thereof;
FIG. 5 is a front elevation view thereof; and,
FIG. 6 is a rear elevation view thereof.
The dashed lines in the drawings depict stitching.

1 Claim, 4 Drawing Sheets



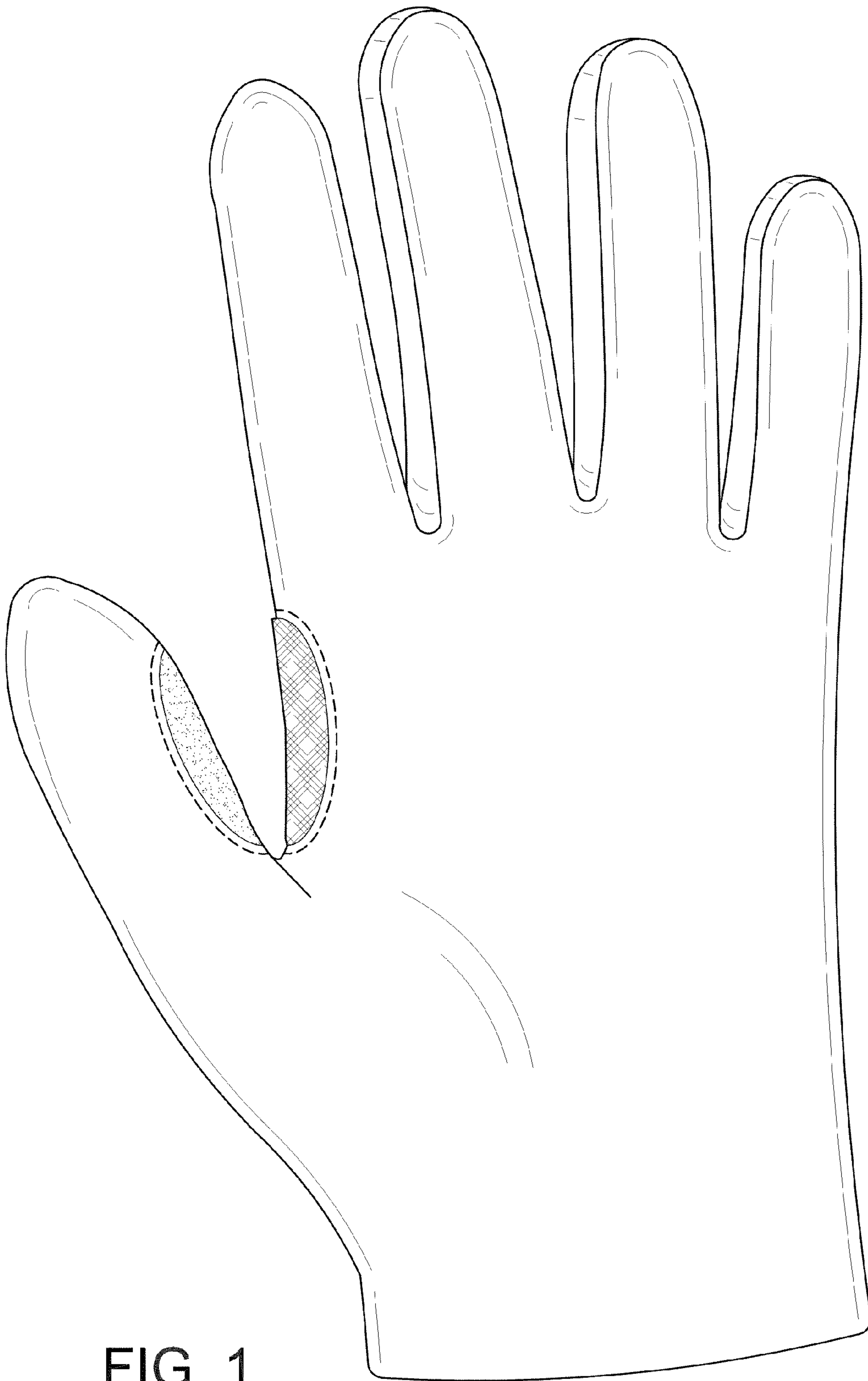


FIG. 1

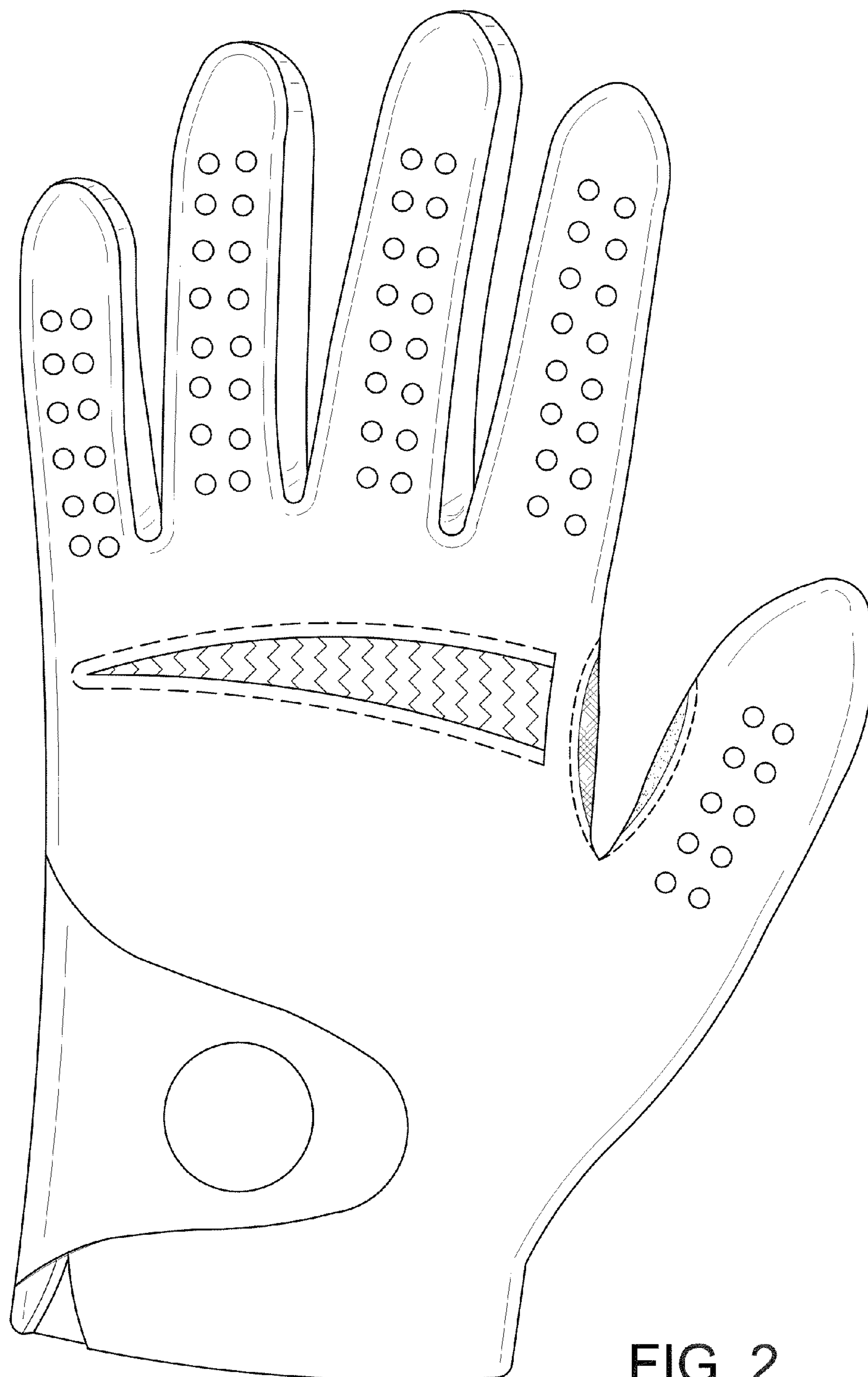


FIG. 2

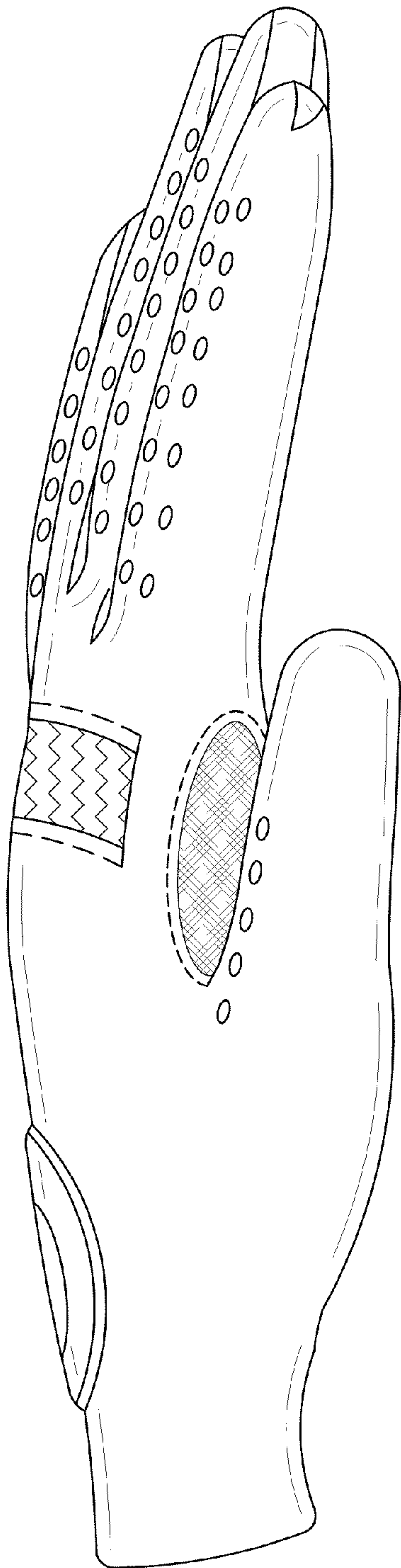


FIG. 3

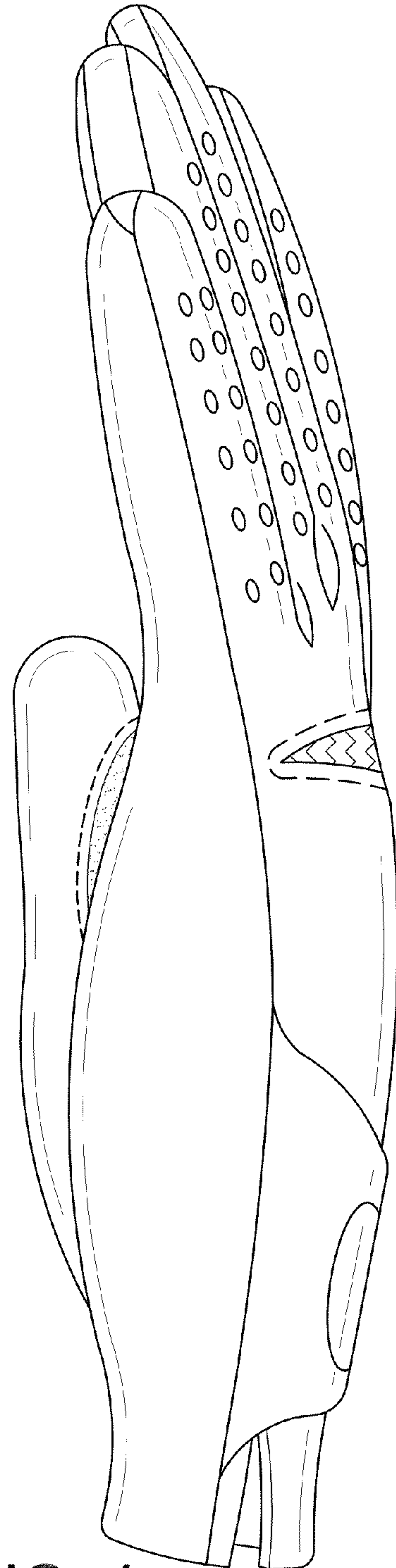


FIG. 4

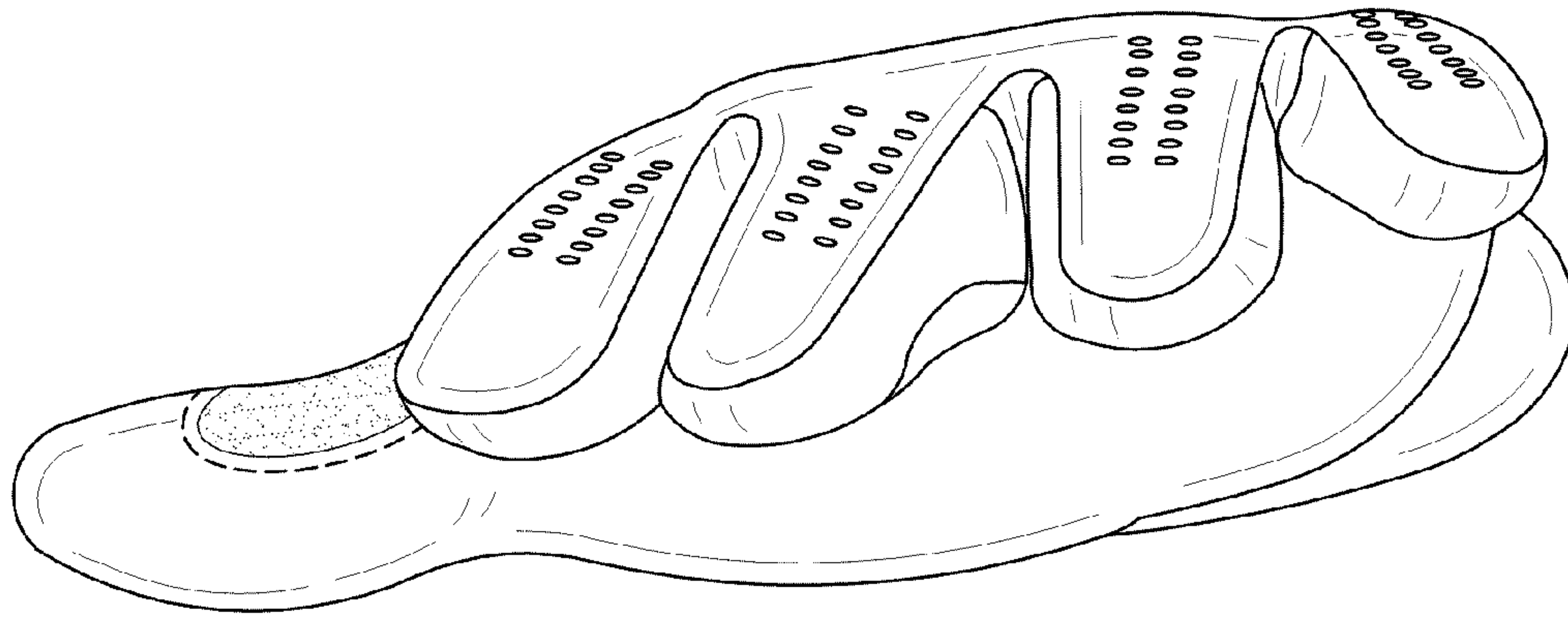


FIG. 5

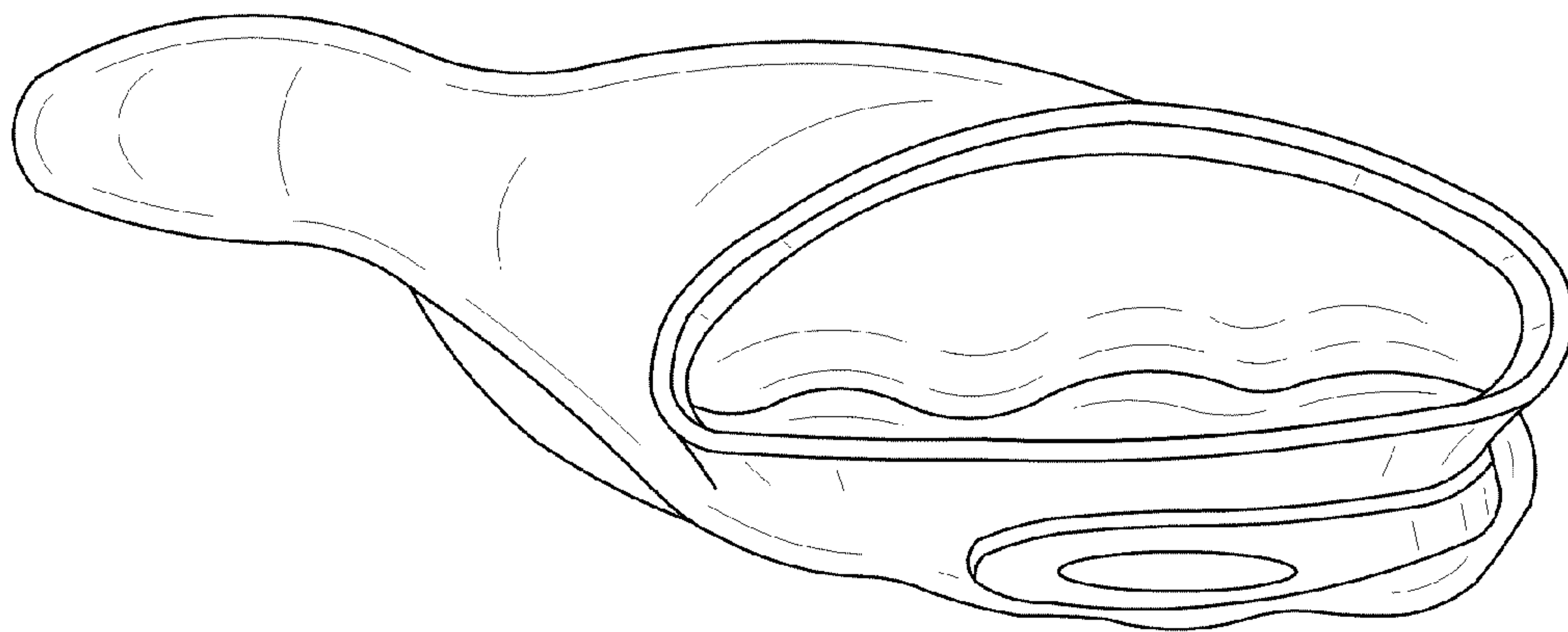


FIG. 6