



US00D651748S

(12) **United States Design Patent**
Chang

(10) **Patent No.:** **US D651,748 S**
(45) **Date of Patent:** **** Jan. 3, 2012**

(54) **NAIL APPLIQUÉ**

(75) Inventor: **Sung Yong Chang**, Roslyn Heights, NY (US)

(73) Assignee: **KMC Exim Corp.**, Port Washington, NY (US)

(**) Term: **14 Years**

(21) Appl. No.: **29/394,295**

(22) Filed: **Jun. 15, 2011**

(51) **LOC (9) Cl.** **28-03**

(52) **U.S. Cl.** **D28/56**

(58) **Field of Classification Search** D28/56;
428/42.1, 41.8, 195.1, 914; 132/200, 73;
63/42

See application file for complete search history.

(56) **References Cited**

U.S. PATENT DOCUMENTS

2,013,290	A *	9/1935	Rohrbach	63/42
2,816,555	A *	12/1957	Klump	132/73
2,864,384	A *	12/1958	Walter	132/73
3,598,685	A *	8/1971	Miller et al.	132/73
4,107,947	A *	8/1978	Saito	63/42
4,498,314	A *	2/1985	Okamura	63/42
4,581,088	A *	4/1986	House	63/42
4,824,702	A *	4/1989	Straub	132/73
D321,414	S *	11/1991	Mullen	D28/56
D346,464	S *	4/1994	Romano	D28/56
D380,867	S *	7/1997	Agee et al.	D28/56
5,782,248	A *	7/1998	Chang	132/200
6,213,131	B1 *	4/2001	Vien et al.	132/73
D445,543	S	7/2001	A	
6,293,283	B1 *	9/2001	Washington	132/73
6,296,836	B1 *	10/2001	Engler	132/73
6,626,183	B1 *	9/2003	Pietrocola et al.	132/73
6,631,723	B1 *	10/2003	Mullin	132/73
D500,893	S	1/2005	Chang	

D525,747	S	7/2006	Robinson	
D545,495	S	6/2007	Ma et al.	
2002/0106493	A1 *	8/2002	Komuta et al.	428/195
2002/0197435	A1 *	12/2002	Ra A	428/42.1
2005/0061342	A1 *	3/2005	Chapman	132/73
2005/0150508	A1 *	7/2005	Downs et al.	132/73
2005/0236100	A1 *	10/2005	Arisawa	428/42.3
2007/0107745	A1 *	5/2007	Kiyomoto	132/73
2008/0236603	A1 *	10/2008	Park	132/73
2009/0145450	A1 *	6/2009	Wang	132/73
2011/0011416	A1 *	1/2011	Burns	132/73

OTHER PUBLICATIONS

Web site—www.lulusos.com, Aug. 23, 2011.*
Nail appliques on web—Aug. 23, 2011.*
Web site—www.Tananail.com—Aug. 23, 2011.*

* cited by examiner

Primary Examiner — Jennifer Rivard

(74) *Attorney, Agent, or Firm* — Hoffman & Baron, LLP

(57) **CLAIM**

The ornamental design for a nail appliqué, as shown and described.

DESCRIPTION

FIG. 1 is a top front perspective view of a nail appliqué showing my new design, the phantom lines showing the finger being for illustrative purposes only and forming no part of the claimed design;

FIG. 2 is a top plan view thereof;

FIG. 3 is a front elevation view thereof;

FIG. 4 is a right side elevation view thereof;

FIG. 5 is a left side elevation view thereof; and,

FIG. 6 is a rear elevation view thereof.

The bottom view (not shown) forms no part of the claimed design.

1 Claim, 2 Drawing Sheets

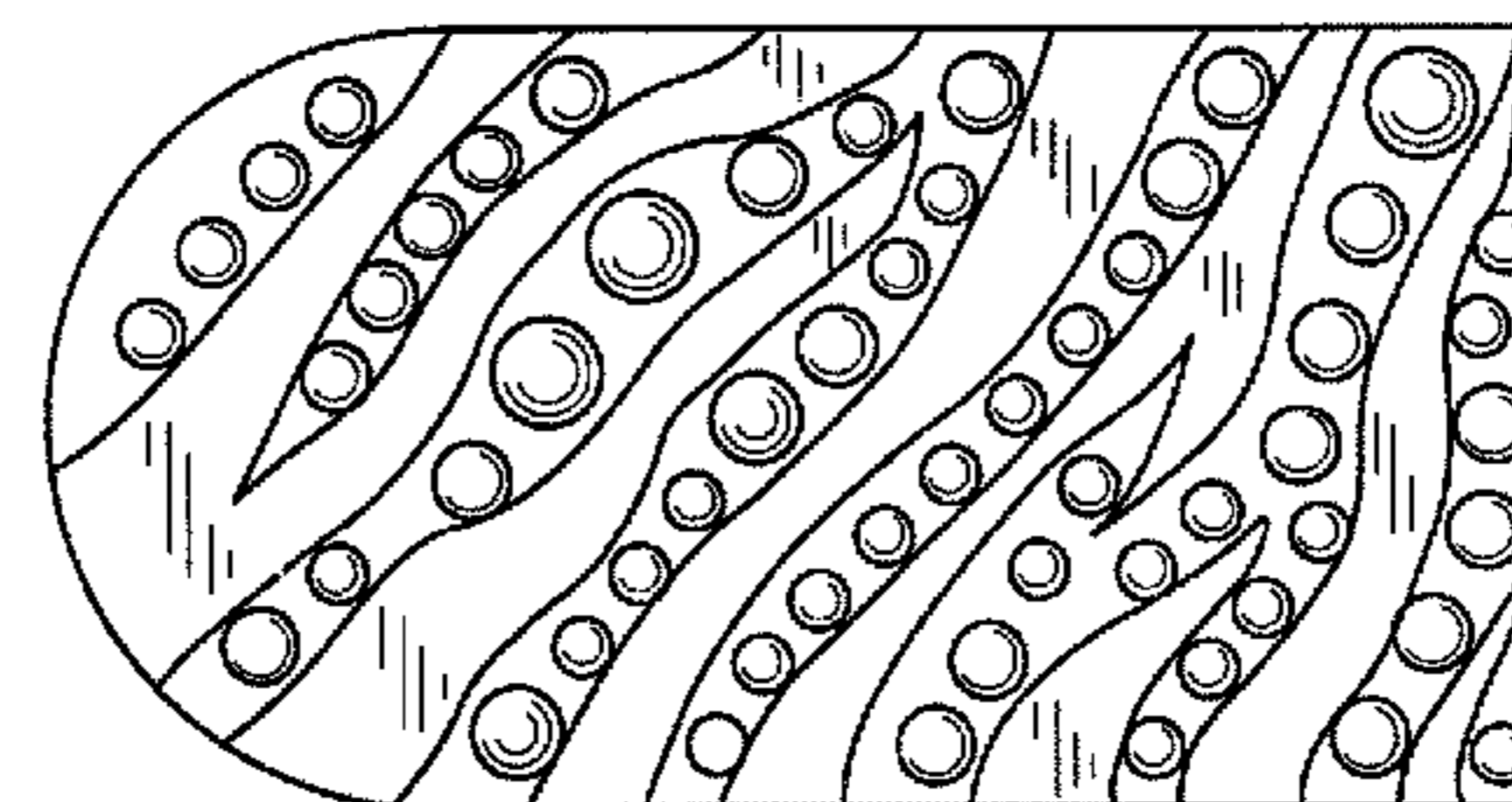
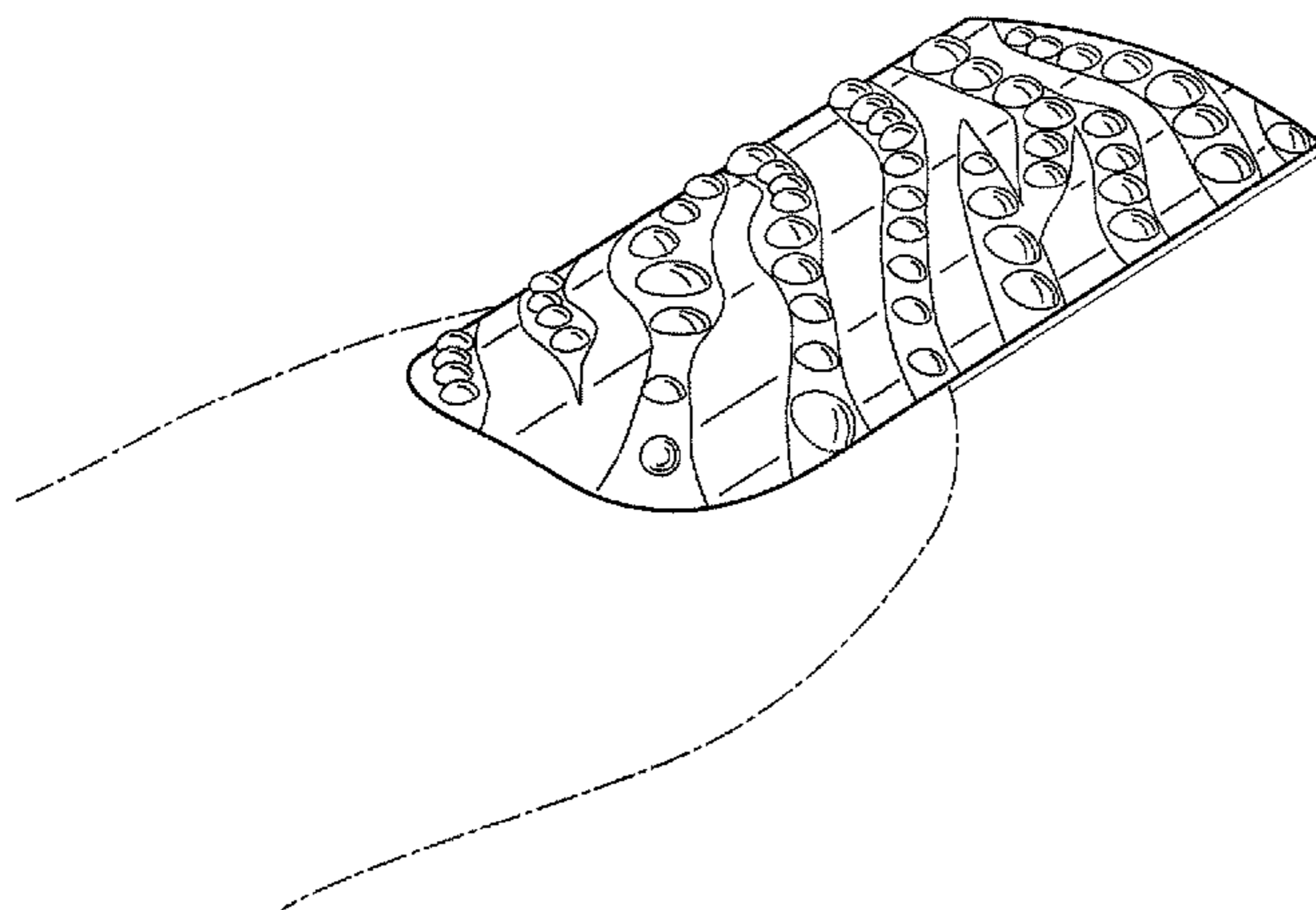


FIG. 1

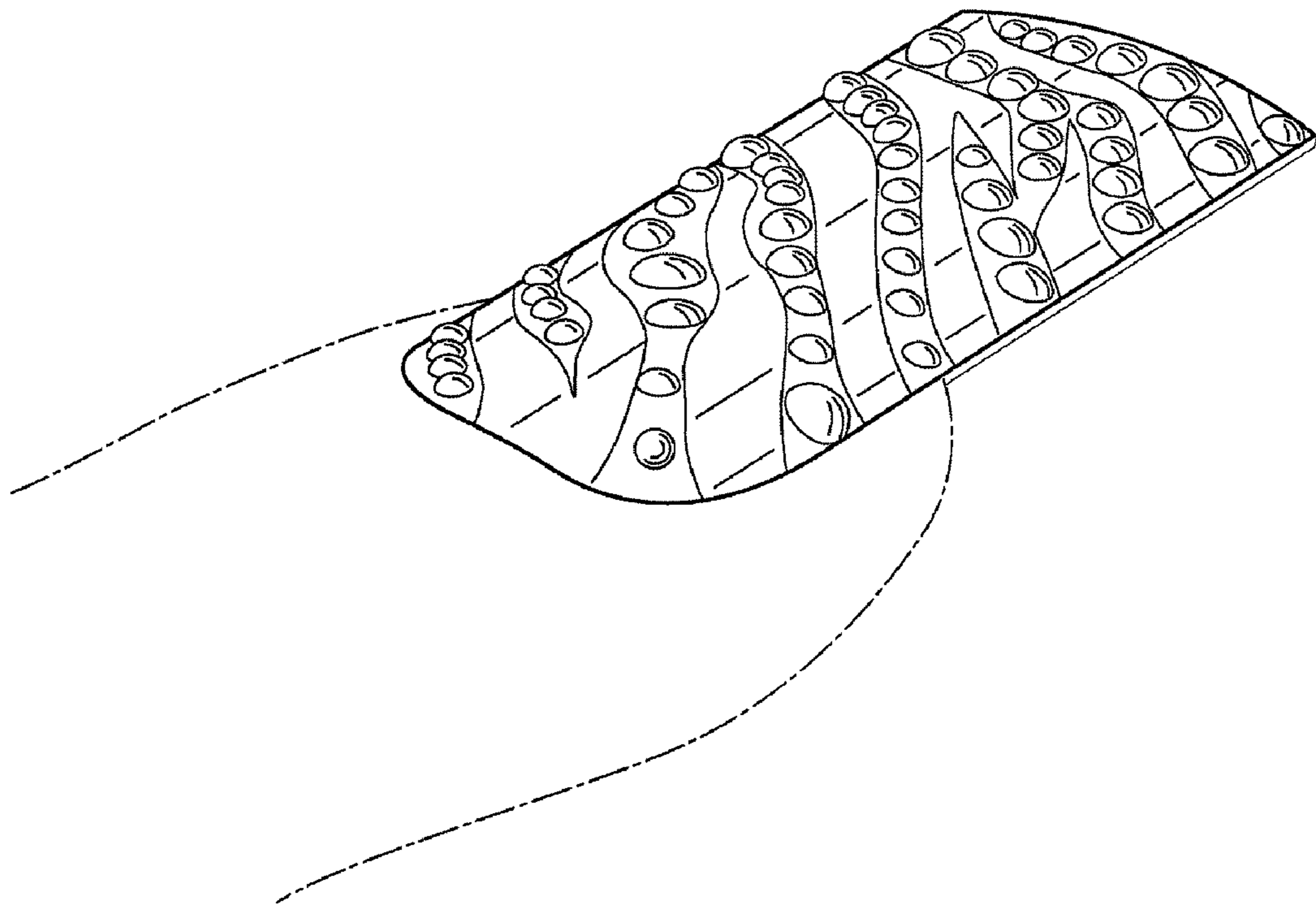


FIG. 2

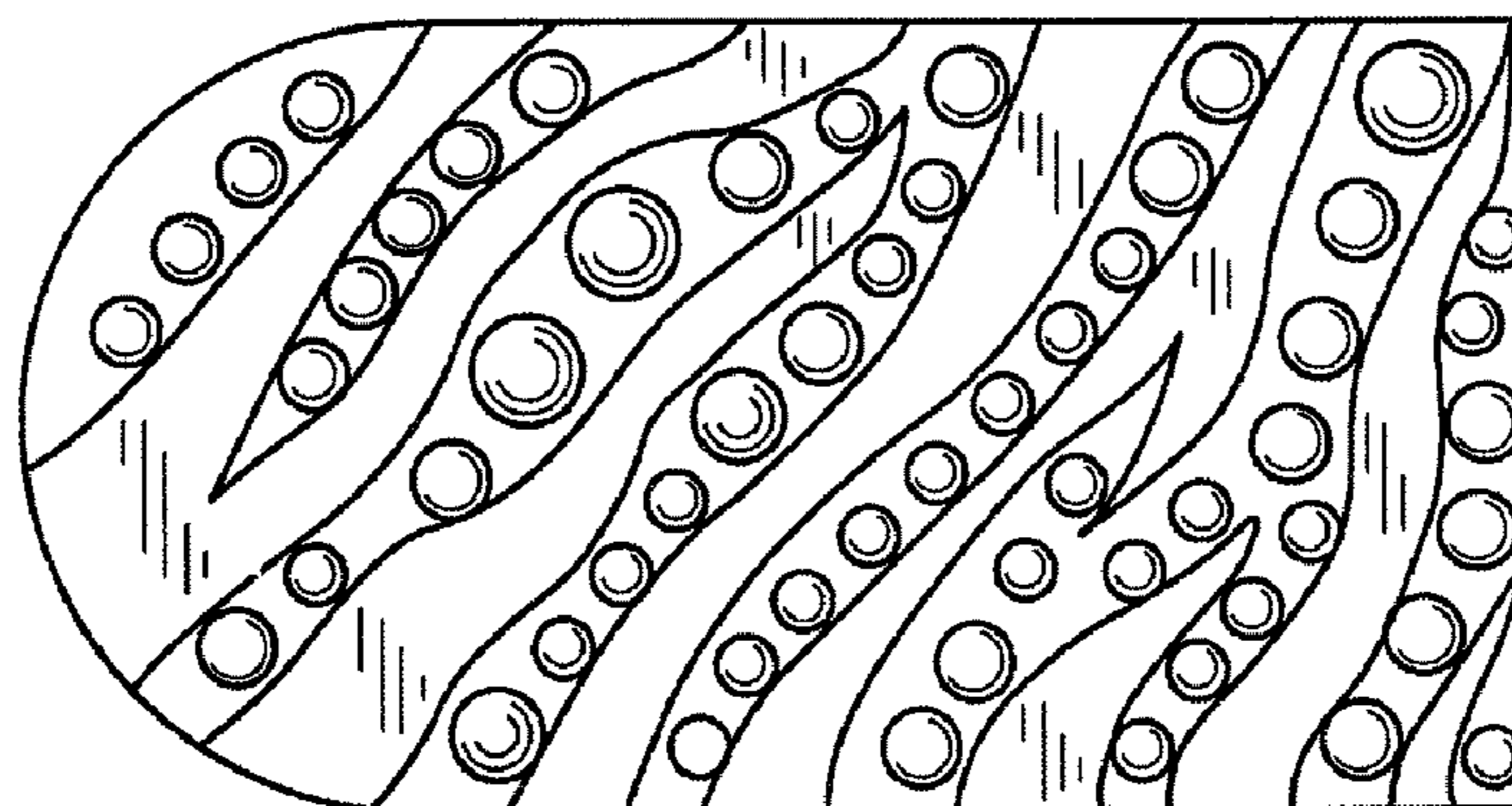


FIG. 3



FIG. 4



FIG. 5



FIG. 6

