



US00D651745S

(12) **United States Design Patent**
Carey

(10) **Patent No.:** **US D651,745 S**
(45) **Date of Patent:** **** Jan. 3, 2012**

(54) **EXPANDING HAIR BAND**

(76) Inventor: **Barbara Carey**, Orinda, CA (US)

(**) Term: **14 Years**

(21) Appl. No.: **29/389,091**

(22) Filed: **Apr. 6, 2011**

Related U.S. Application Data

(62) Division of application No. 29/364,942, filed on Jun. 30, 2010, now Pat. No. Des. 638,167.

(51) **LOC (9) Cl.** **28-03**

(52) **U.S. Cl.** **D28/41**

(58) **Field of Classification Search** D11/86,
D11/87, 119; D1/126, 127, 128, 129, 130,
D1/199; D21/312, 390, 803, 808, 809; D6/595,
D6/596, 597, 599, 601, 604
See application file for complete search history.

(56) **References Cited**

U.S. PATENT DOCUMENTS

D239,673	S	4/1976	Ziegler	
D322,145	S	12/1991	Coignard	
5,388,598	A	2/1995	Whitten	
5,946,728	A	9/1999	Tane	
6,016,813	A *	1/2000	Kennedy	132/200
D420,931	S	2/2000	Philipson et al.	
6,041,792	A	3/2000	Kennedy	
D434,184	S	11/2000	Acker	
D451,246	S	11/2000	Zuckerman	
D435,621	S	12/2000	Peterson	
6,314,969	B1	11/2001	Lacause	
6,386,761	B1	5/2002	Bohnsack	

D463,621	S *	9/2002	Tobin	D28/41
D465,146	S *	11/2002	Kopplin	D8/356
D476,865	S *	7/2003	Zudal	D7/702
D492,218	S	6/2004	Ross		
D510,400	S	10/2005	Rockstad et al.		
D526,442	S	8/2006	Kim		
D529,746	S *	10/2006	Soleymani	D6/601
D534,754	S	1/2007	Boutin		

(Continued)

Primary Examiner — Zenia I Bennett

(74) *Attorney, Agent, or Firm* — Haverstock & Owens LLP



(57) **CLAIM**

I claim the ornamental design for an expanding hair band, as shown and described.

DESCRIPTION

FIG. 1 is a front view of the expanding hair band;
 FIG. 2 is a back view of the expanding hair band;
 FIG. 3 is a left side view of the expanding hair band;
 FIG. 4 is a right side view of the expanding hair band;
 FIG. 5 is a bottom view of the expanding hair band;
 FIG. 6 is a top view of the expanding hair band;
 FIG. 7 is a front perspective view of the expanding hair band as shown in FIGS. 1-6;
 FIG. 8 is a front view of the expanding hair band;
 FIG. 9 is a back view of the expanding hair band;
 FIG. 10 is a left side view of the expanding hair band;
 FIG. 11 is a right side view of the expanding hair band;
 FIG. 12 is a bottom view of the expanding hair band;
 FIG. 13 is a top view of the expanding hair band; and,
 FIG. 14 is a front perspective view of the expanding hair band as shown in FIGS. 8-13.

1 Claim, 2 Drawing Sheets



US D651,745 S

Page 2

U.S. PATENT DOCUMENTS

D536,737 S *	2/2007	Lee	D19/90	D619,353 S *	7/2010	Ash	D3/208
D552,912 S	10/2007	Boutin		D629,345 S *	12/2010	Schmid	D12/194
D586,042 S *	2/2009	Tsai	D28/39	2004/0040568 A1	3/2004	Tsai	
D599,244 S *	9/2009	Momjian	D11/81	2004/0177859 A1	9/2004	Coleman	
D602,299 S	10/2009	Heroux		2008/0072923 A1	3/2008	Tropeano	

* cited by examiner




Fig. 1




Fig. 2

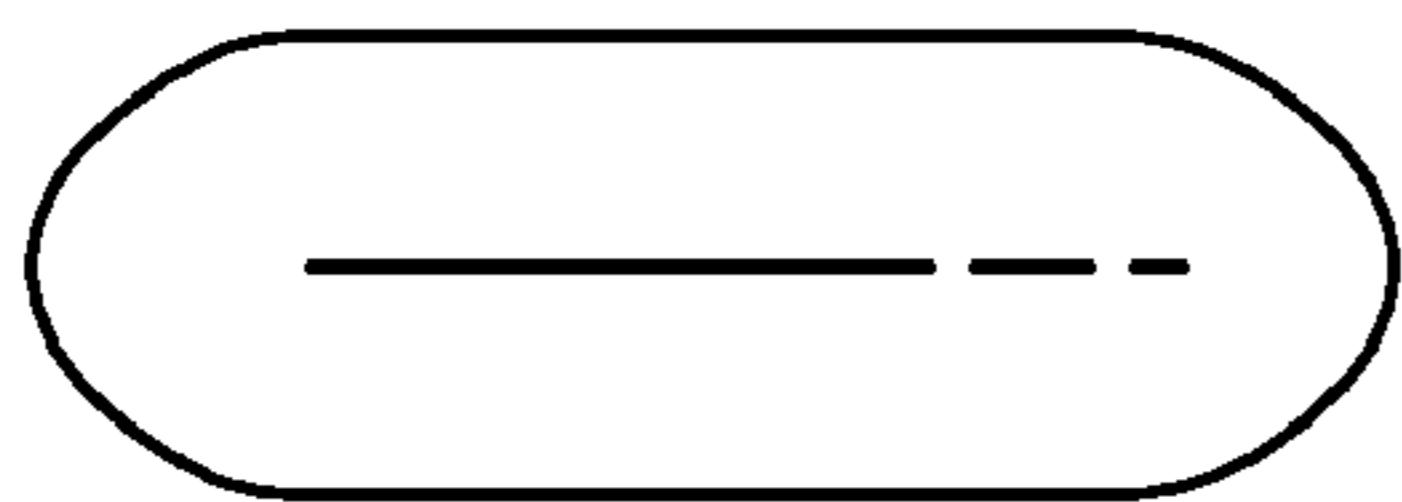


Fig. 3

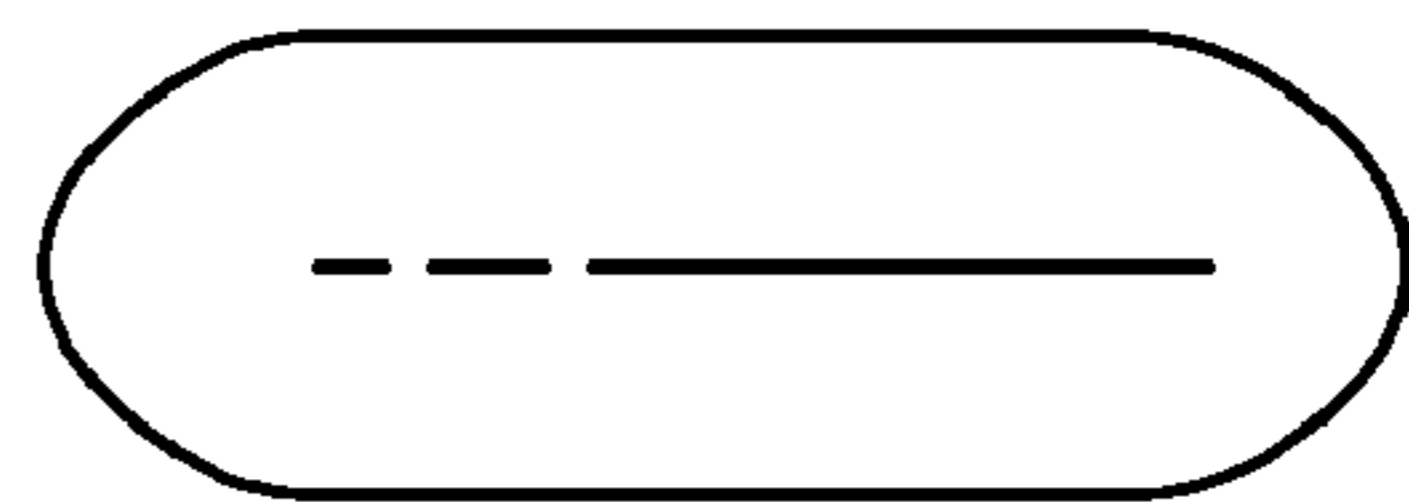


Fig. 4

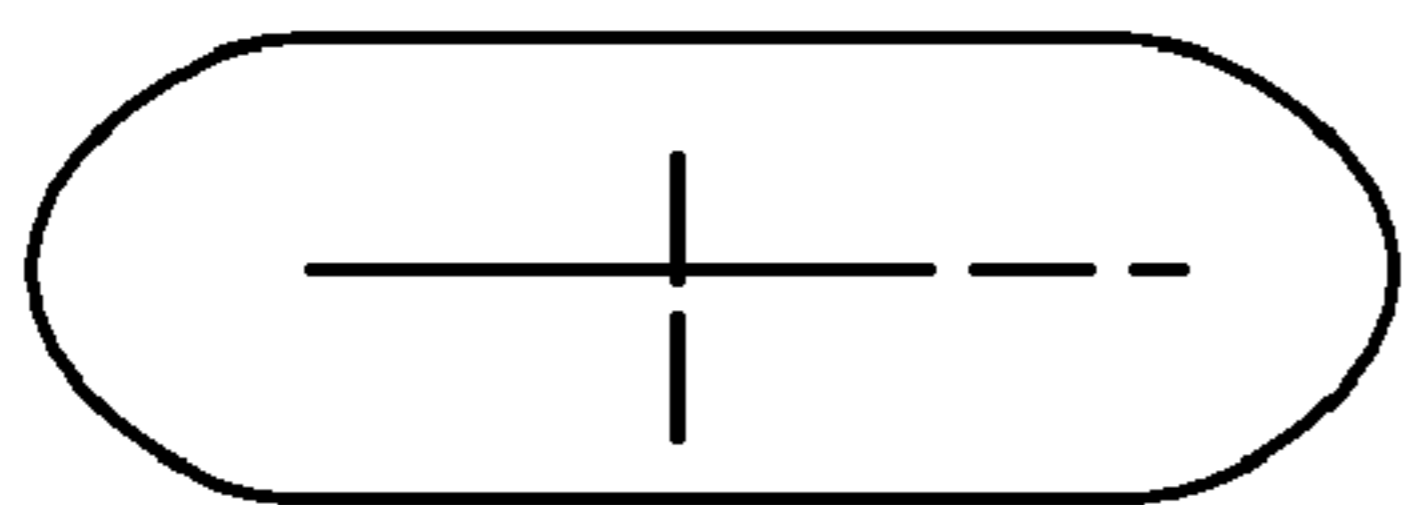


Fig. 5

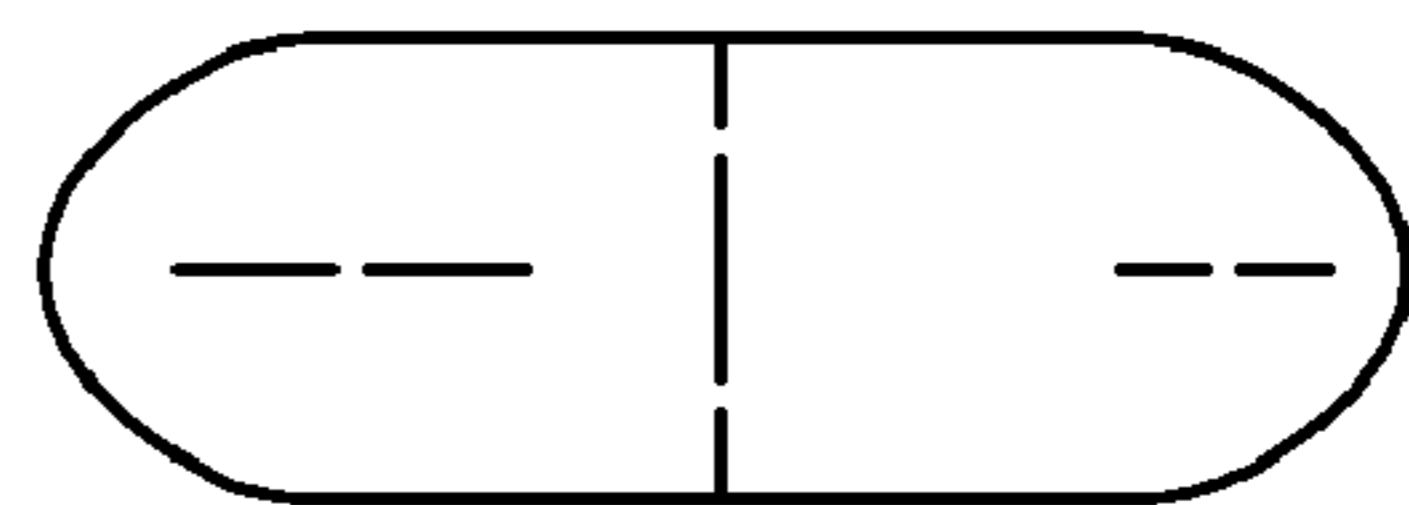


Fig. 6




Fig. 7




Fig. 8




Fig. 9

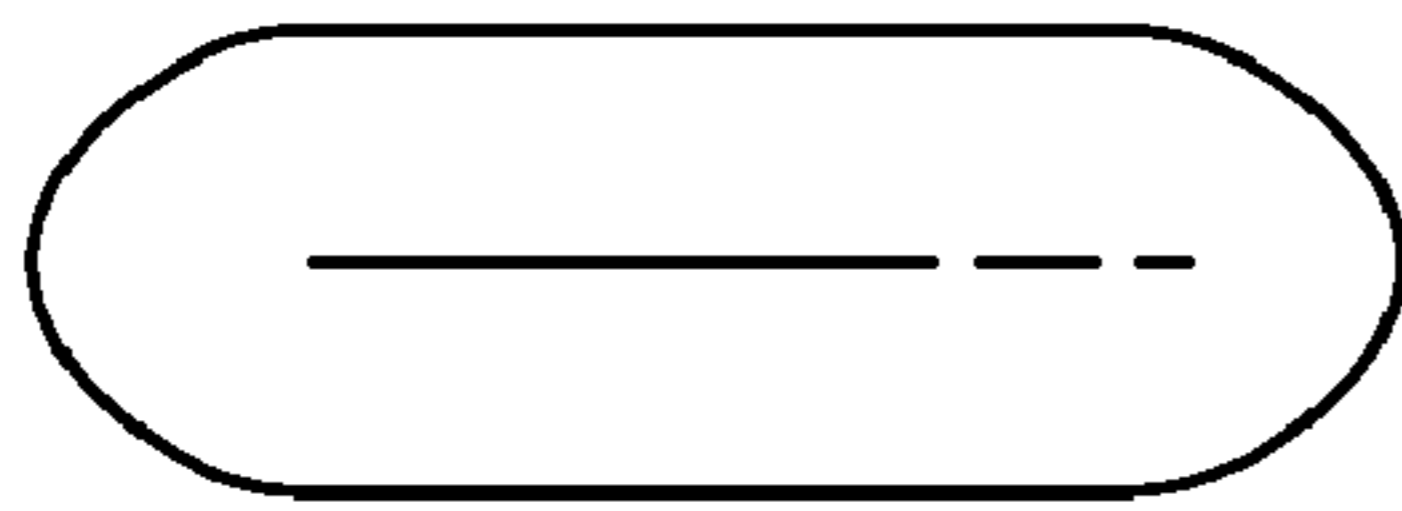


Fig. 10

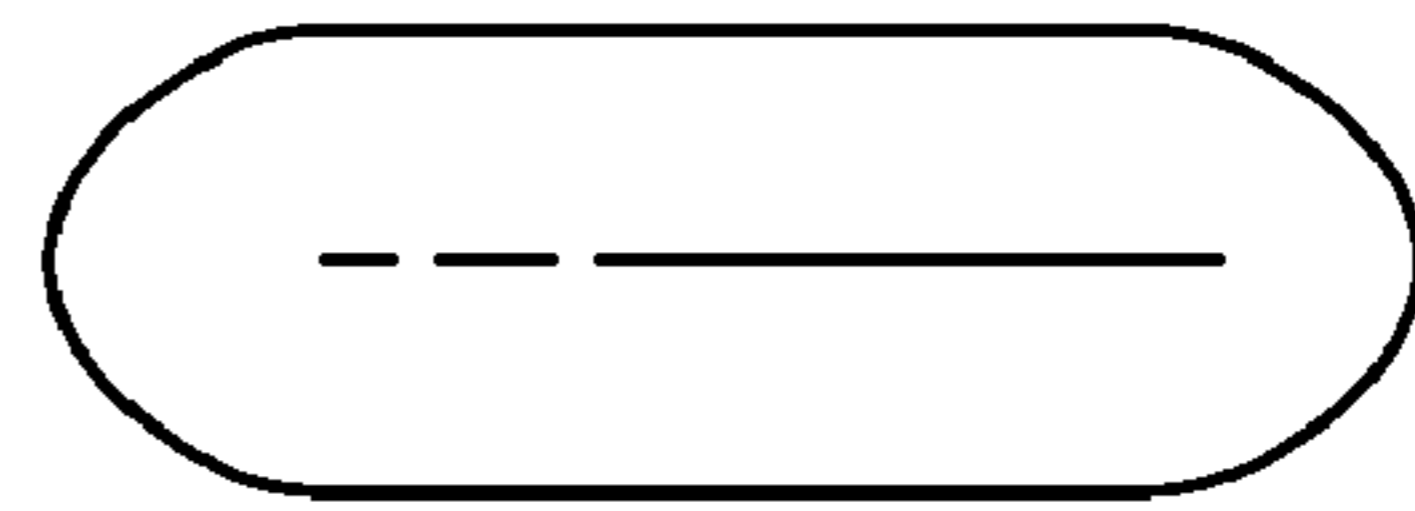


Fig. 11

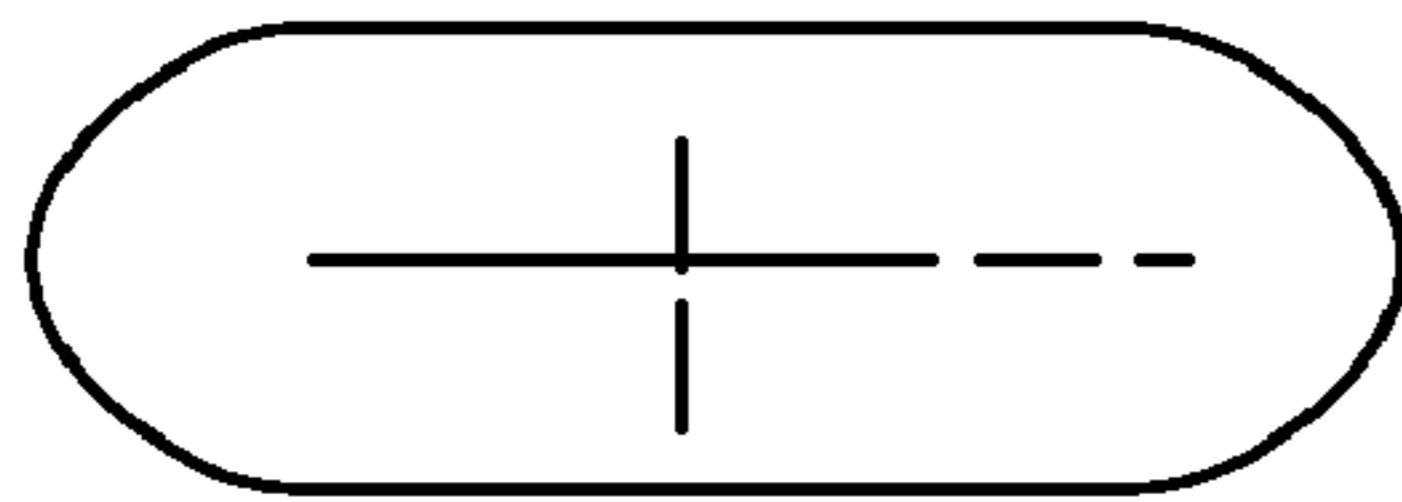


Fig. 12

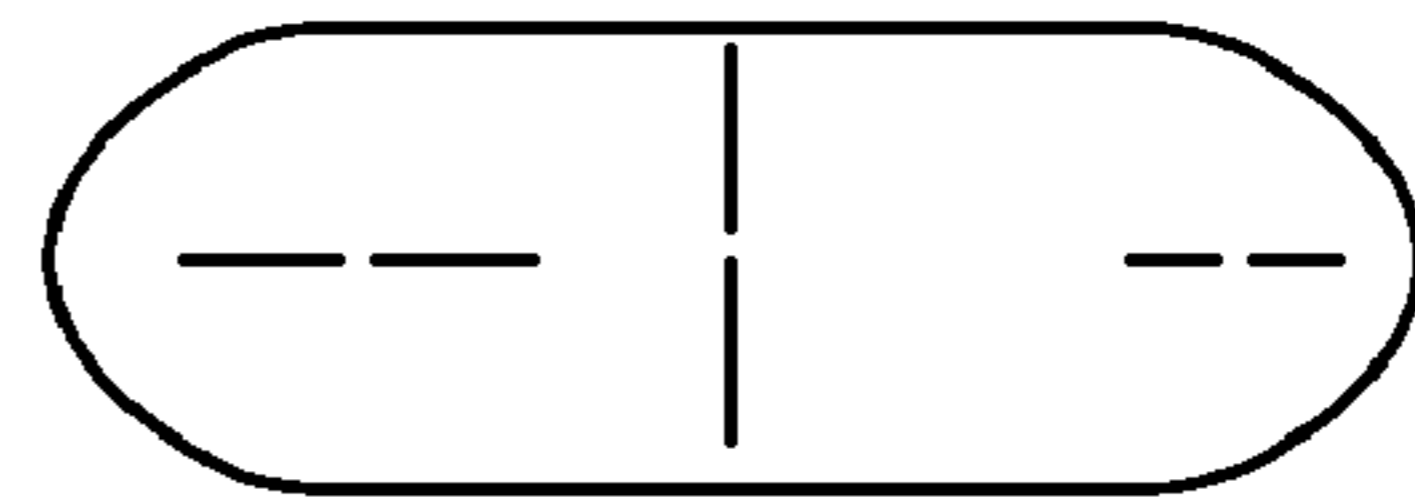


Fig. 13




Fig. 14