



US00D651741S

(12) **United States Design Patent**  
**Kim**

(10) **Patent No.:** **US D651,741 S**  
(45) **Date of Patent:** **\*\* Jan. 3, 2012**

(54) **HAIR IRON**

(75) Inventor: **Hae Jin Kim**, Seoul-si (KR)

(73) Assignee: **GHD Korea, Inc.**, Chungcheongnam-Do (KR)

(\*\*) Term: **14 Years**

(21) Appl. No.: **29/380,998**

(22) Filed: **Dec. 14, 2010**

(30) **Foreign Application Priority Data**

Nov. 17, 2010 (KR) ..... 30-2010-0049543

(51) **LOC (9) Cl.** ..... **28-03**

(52) **U.S. Cl.** ..... **D28/35**

(58) **Field of Classification Search** ..... D28/35,  
D28/38; 132/223–236; 219/222, 225–227,  
219/242

See application file for complete search history.

(56) **References Cited**

U.S. PATENT DOCUMENTS

D537,982 S \* 3/2007 Kim ..... D28/35  
7,445,012 B2 \* 11/2008 Mukai ..... 132/224  
D607,602 S \* 1/2010 Kwok ..... D28/35  
2006/0108344 A1 \* 5/2006 Kim et al. .... 219/225  
\* cited by examiner

*Primary Examiner* — Jennifer Rivard

(74) *Attorney, Agent, or Firm* — Duane Morris LLP; J. Rodman Steele, Jr.; Gregory M. Lefkowitz

(57) **CLAIM**

The ornamental design for a hair iron, as shown and described.

**DESCRIPTION**

FIG. 1 is a perspective view of a hair iron in accordance with the new design;

FIG. 2 is a front elevational view thereof;

FIG. 3 is a rear elevational view thereof;

FIG. 4 is a left side elevational view thereof;

FIG. 5 is a right side elevational view thereof;

FIG. 6 is a top plan view thereof; and,

FIG. 7 is a bottom plan view thereof.

The broken lines shown in the drawings illustrate portions of the article and form no part of the claimed design.

**1 Claim, 3 Drawing Sheets**

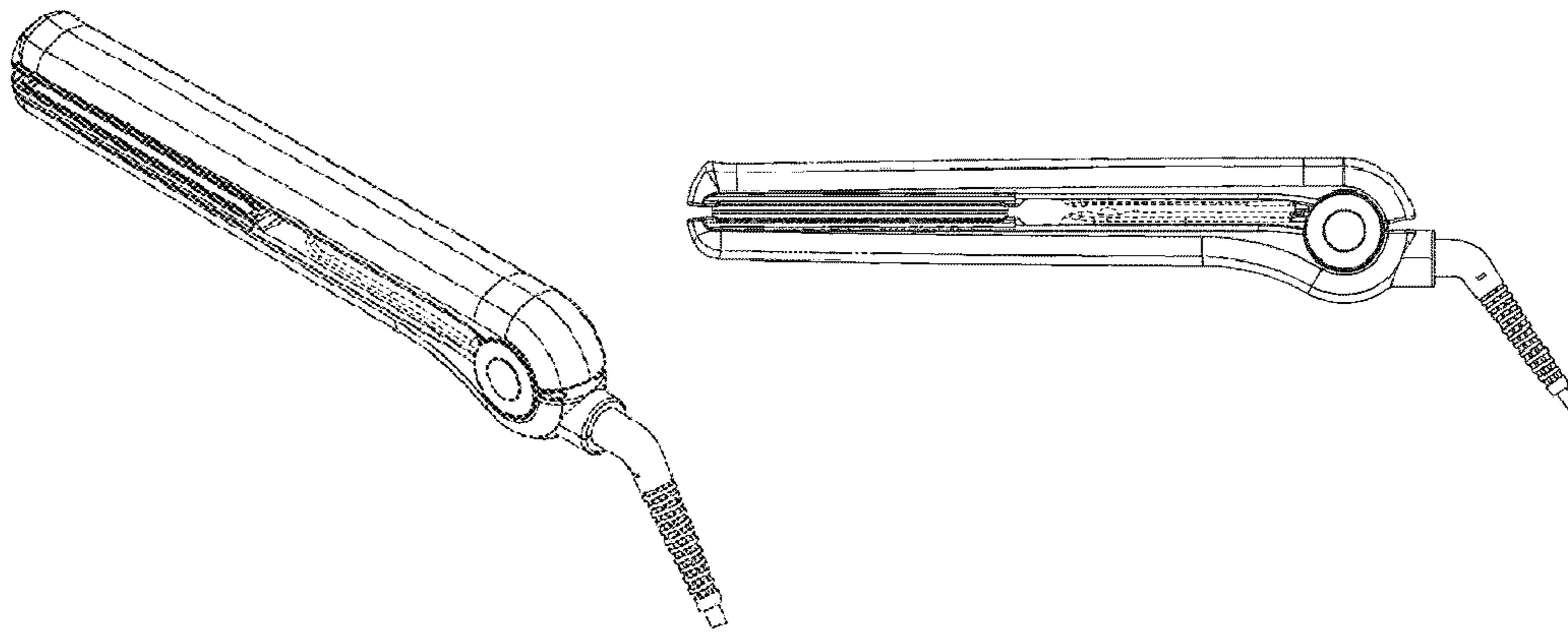


Fig. 1

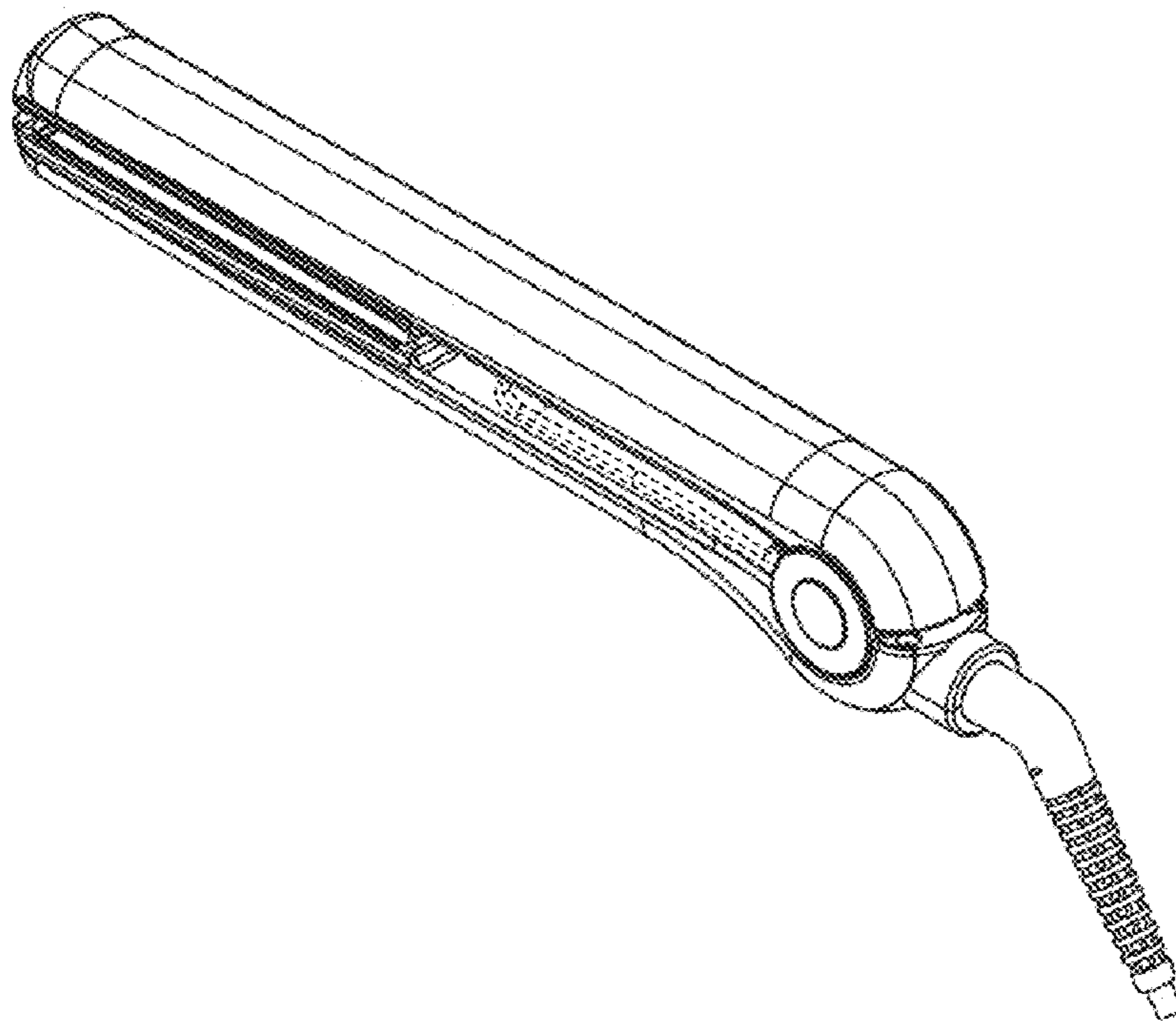


Fig. 2

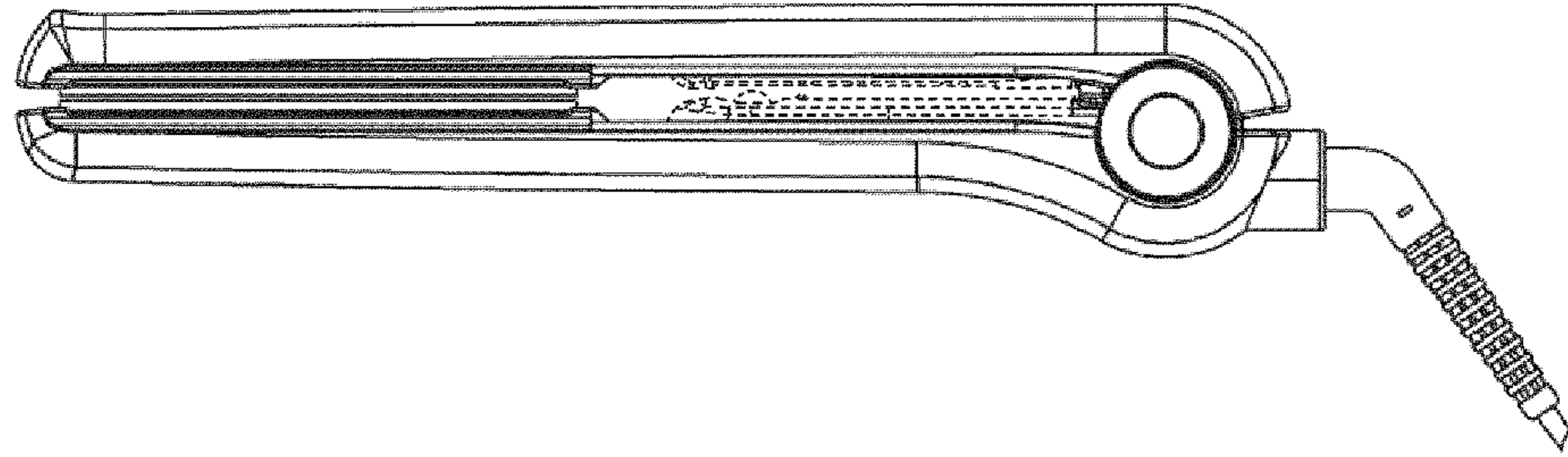


Fig. 3

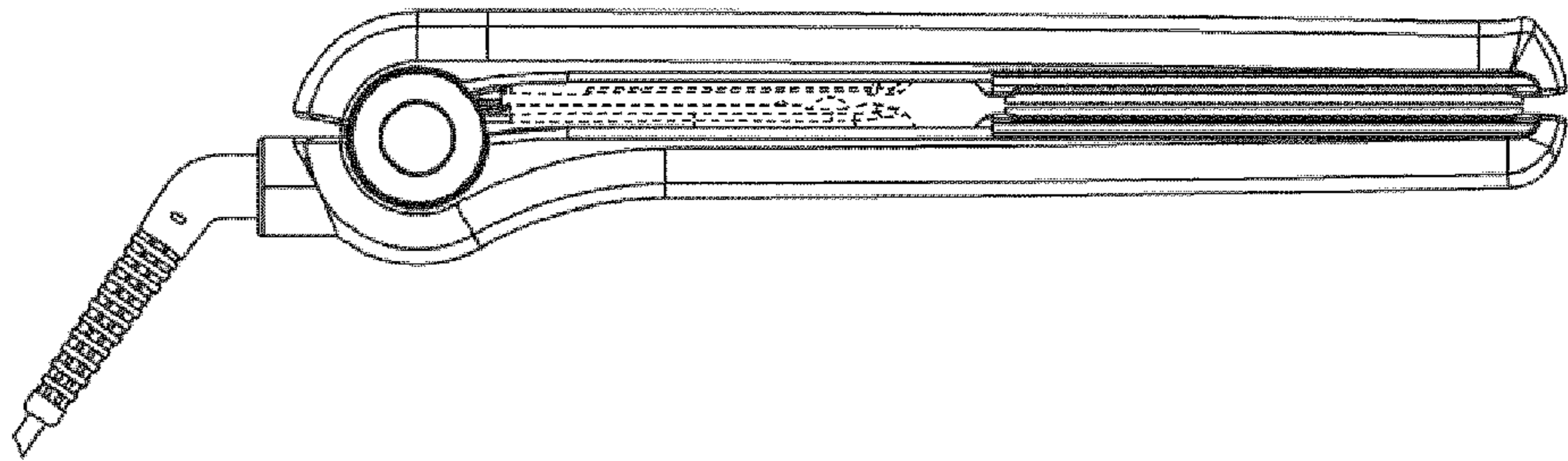


Fig. 4

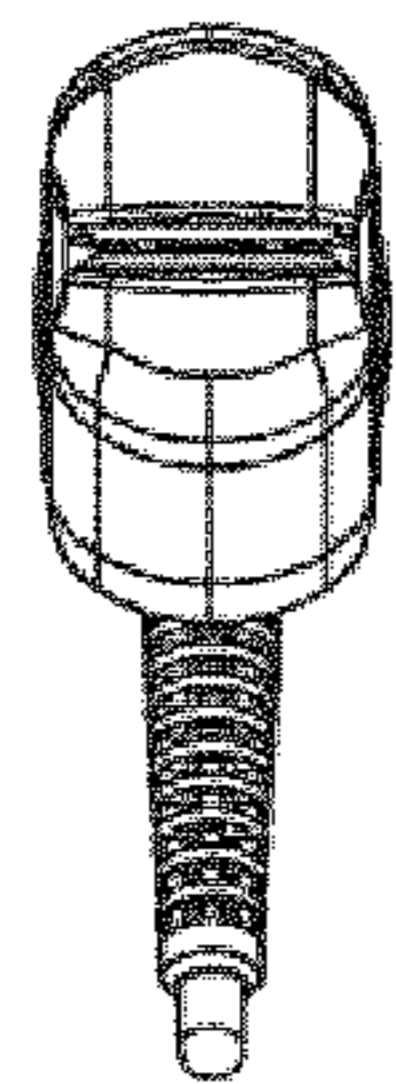


Fig. 5

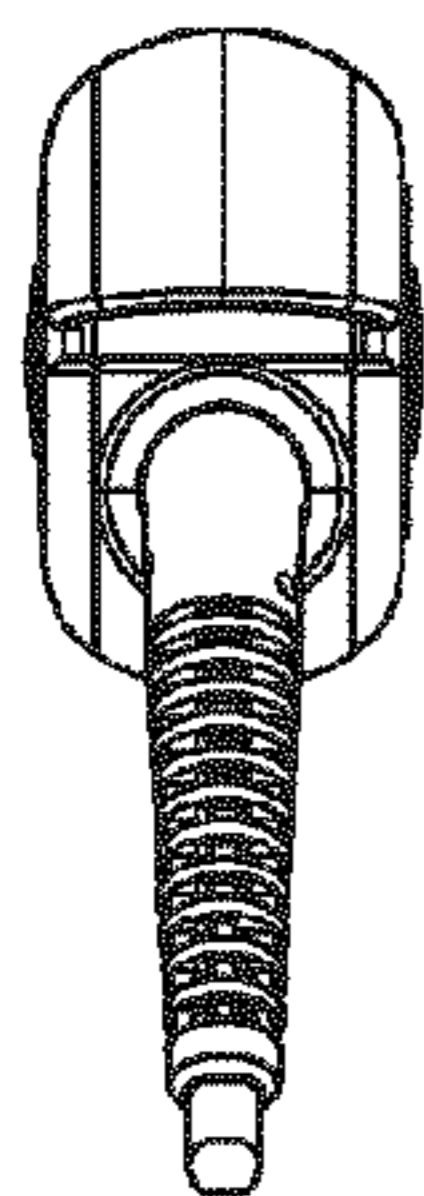


Fig. 6




Fig. 7

