



US00D651728S

(12) **United States Design Patent**
Martin et al.

(10) **Patent No.:** **US D651,728 S**

(45) **Date of Patent:** **** *Jan. 3, 2012**

(54) **COMBINED CEILING AND WALL PANEL**

(75) Inventors: **Guillaume Martin**, Rochetoirin (FR);
Michael Damen, Rochetoirin (FR)

(73) Assignee: **3form, Inc.**, Salt Lake City, UT (US)

(*) Notice: This patent is subject to a terminal disclaimer.

(**) Term: **14 Years**

(21) Appl. No.: **29/377,297**

(22) Filed: **Oct. 20, 2010**

(51) **LOC (9) Cl.** **25-01**

(52) **U.S. Cl.** **D25/138**

(58) **Field of Classification Search** D25/138,
D25/157, 150, 58; 52/222, 220.6, 236.1,
52/313, 390, 506.01, 506.06, 506.08, 22,
52/506.07; 428/51, 52, 106
See application file for complete search history.

(56) **References Cited**

U.S. PATENT DOCUMENTS

- D244,547 S * 5/1977 Tellman et al. D25/150
- D373,831 S * 9/1996 Lechleiter et al. D25/58
- 6,807,785 B2 * 10/2004 Lynch et al. 52/506.06
- 6,834,467 B2 * 12/2004 Gulbrandsen et al. 52/506.07

- D513,537 S * 1/2006 Gulbrandsen D25/150
- D533,284 S * 12/2006 Bledsoe et al. D25/138
- 7,406,802 B2 * 8/2008 Stackenwalt et al. 52/222
- D585,571 S * 1/2009 Zeilinger et al. D25/138
- 7,681,370 B2 * 3/2010 Waters et al. 52/506.08

* cited by examiner

Primary Examiner — Doris Clark

(74) *Attorney, Agent, or Firm* — Workman Nydegger

(57) **CLAIM**

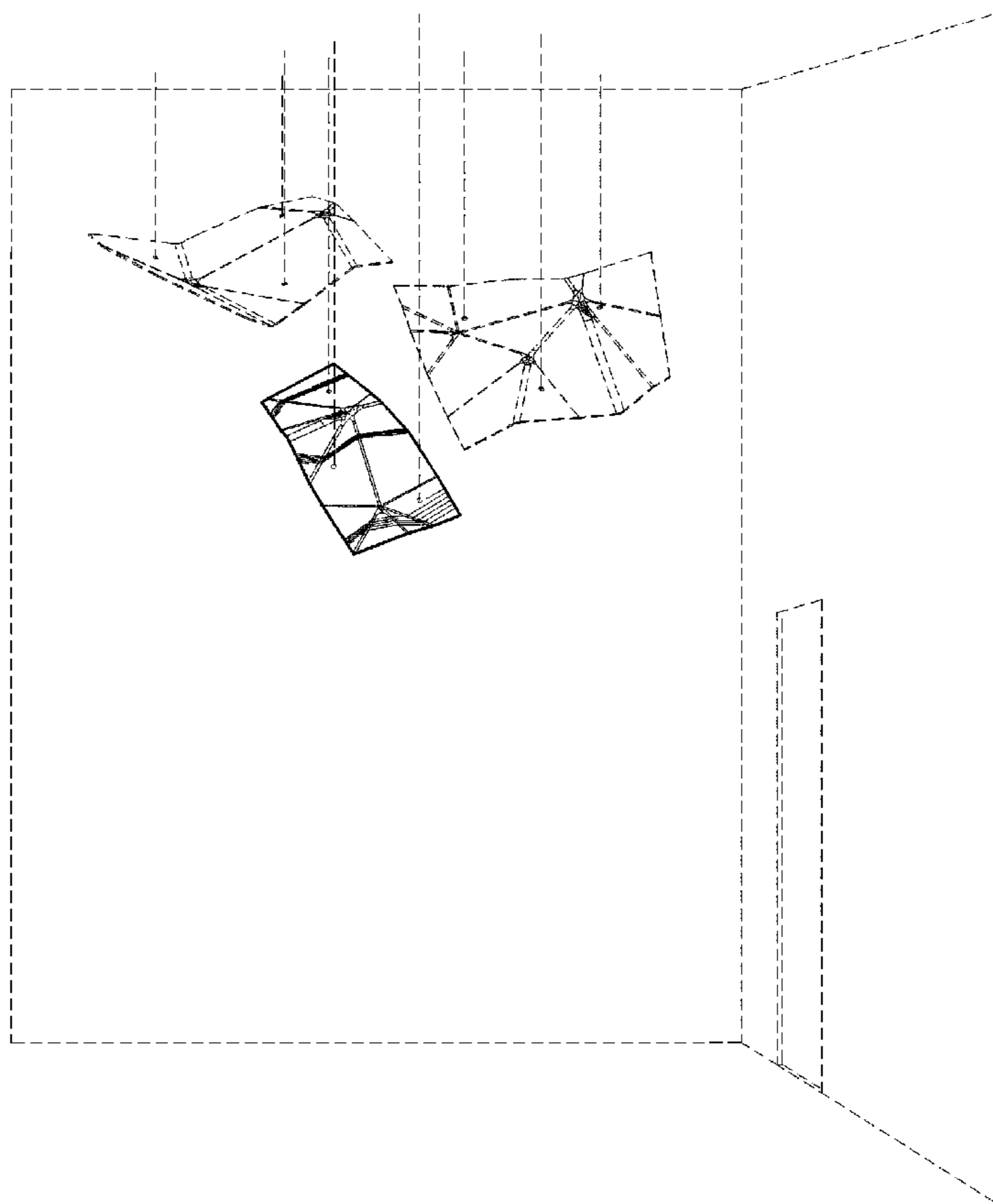
The ornamental design for a ceiling and wall panel, as shown and described.

DESCRIPTION

FIG. 1 is a side perspective view of a combined ceiling and wall panel, used in this case as a ceiling structure in an exemplary environment;
 FIG. 2 is a top perspective view thereof;
 FIG. 3 is a top plan view thereof;
 FIG. 4 is a left elevational view thereof;
 FIG. 5 is right elevational view thereof;
 FIG. 6 is a front elevational view thereof;
 FIG. 7 is a rear elevational view thereof; and,
 FIG. 8 is a bottom plan view thereof.

The broken lines included in the drawings are for illustrative purposes and form no part of the claimed design.

1 Claim, 4 Drawing Sheets



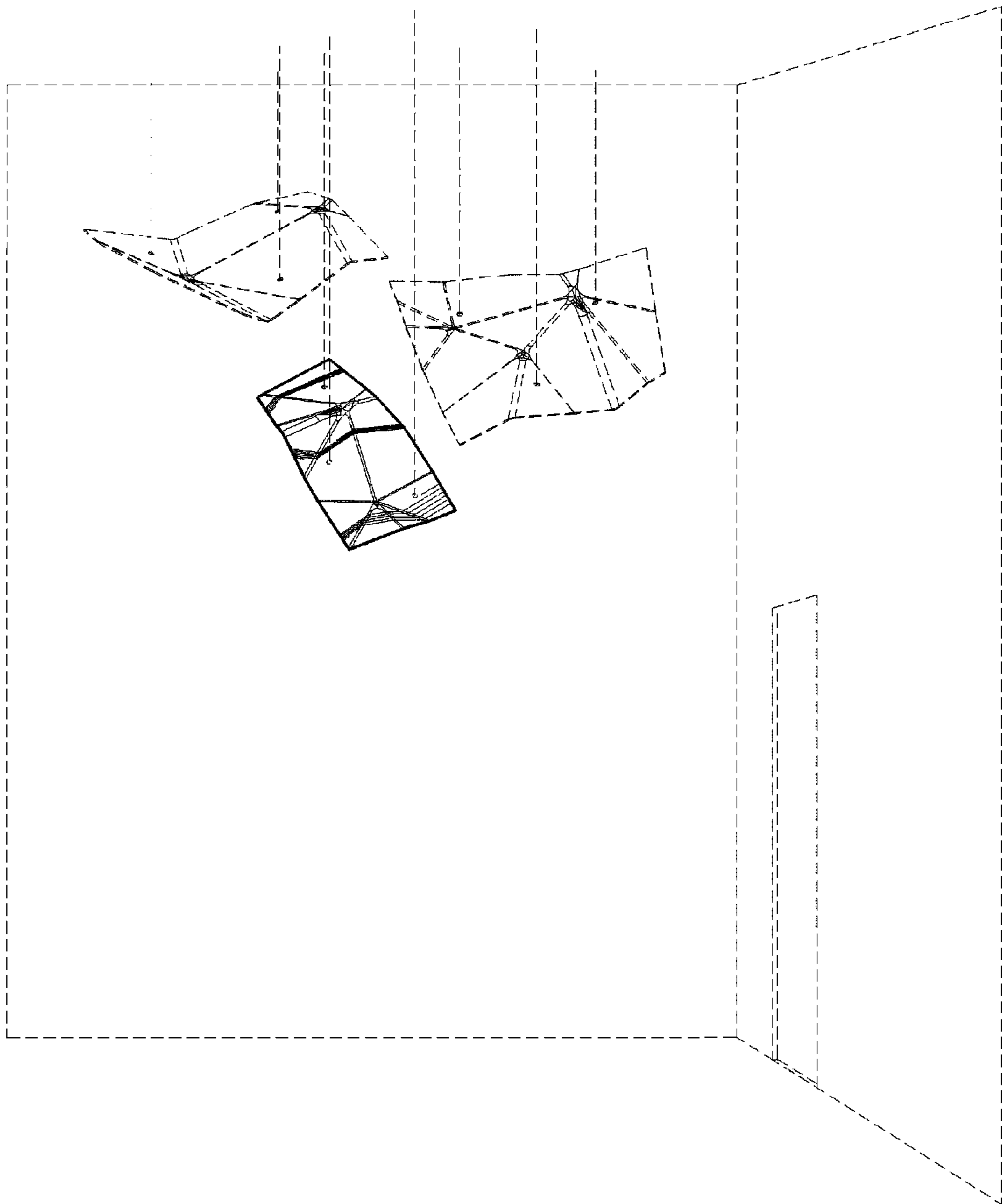


Fig. 1

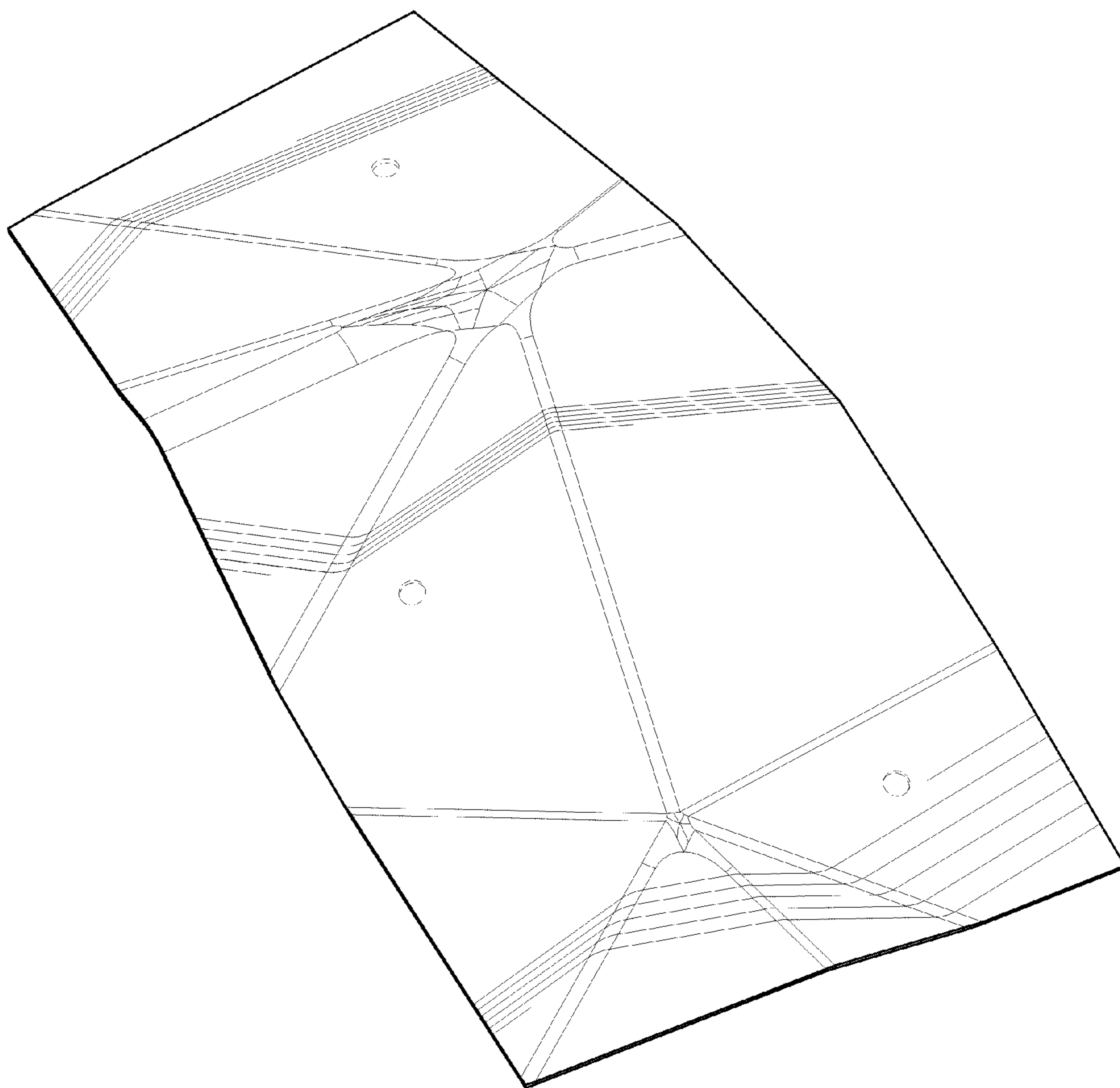


Fig. 2



Fig. 6



Fig. 4

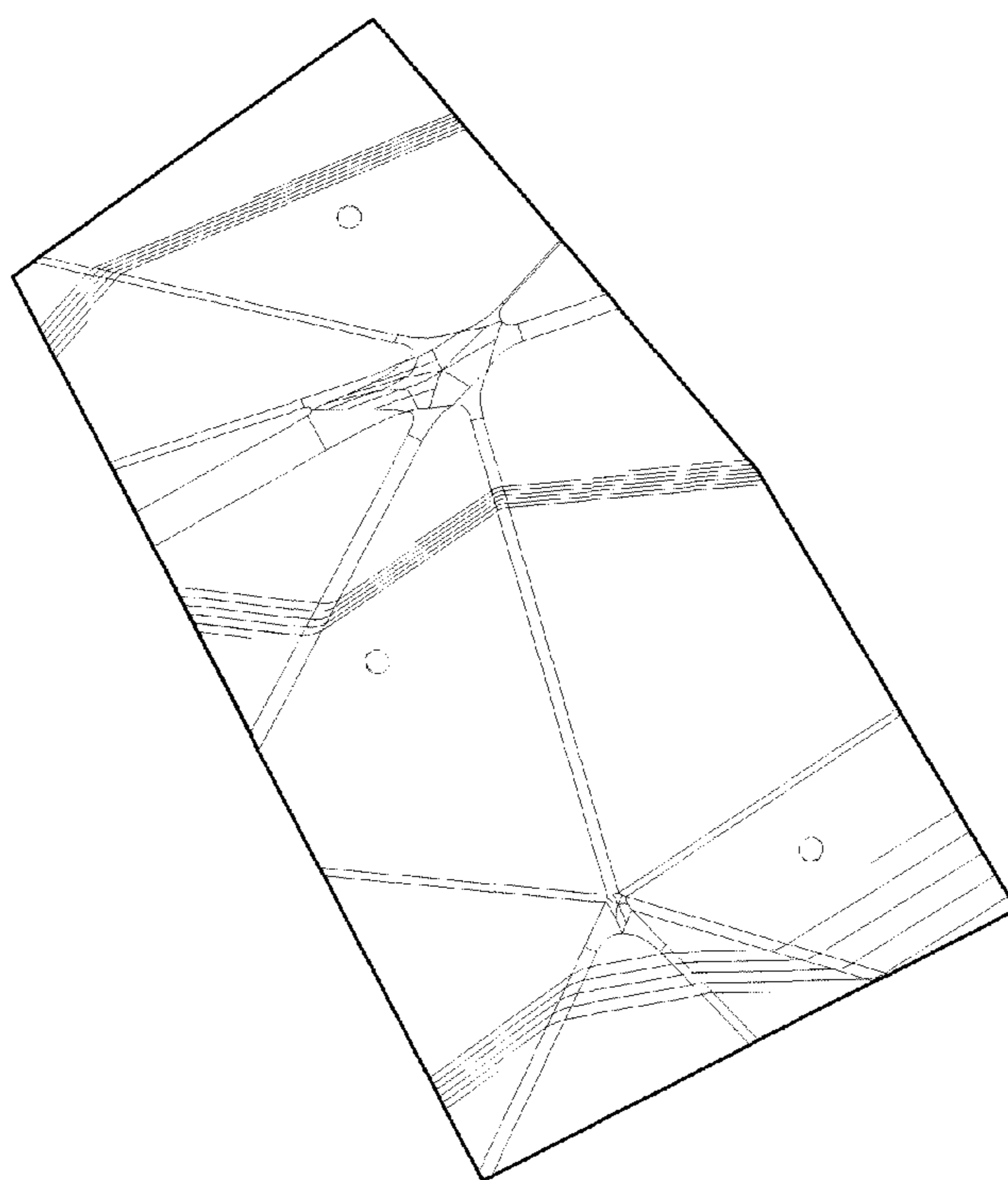


Fig. 3

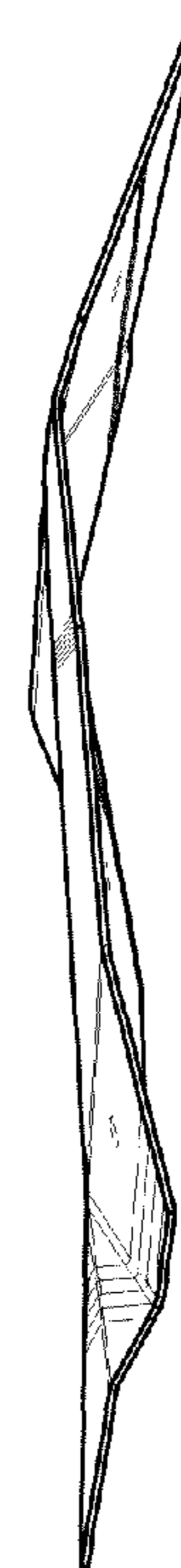


Fig. 5



Fig. 7

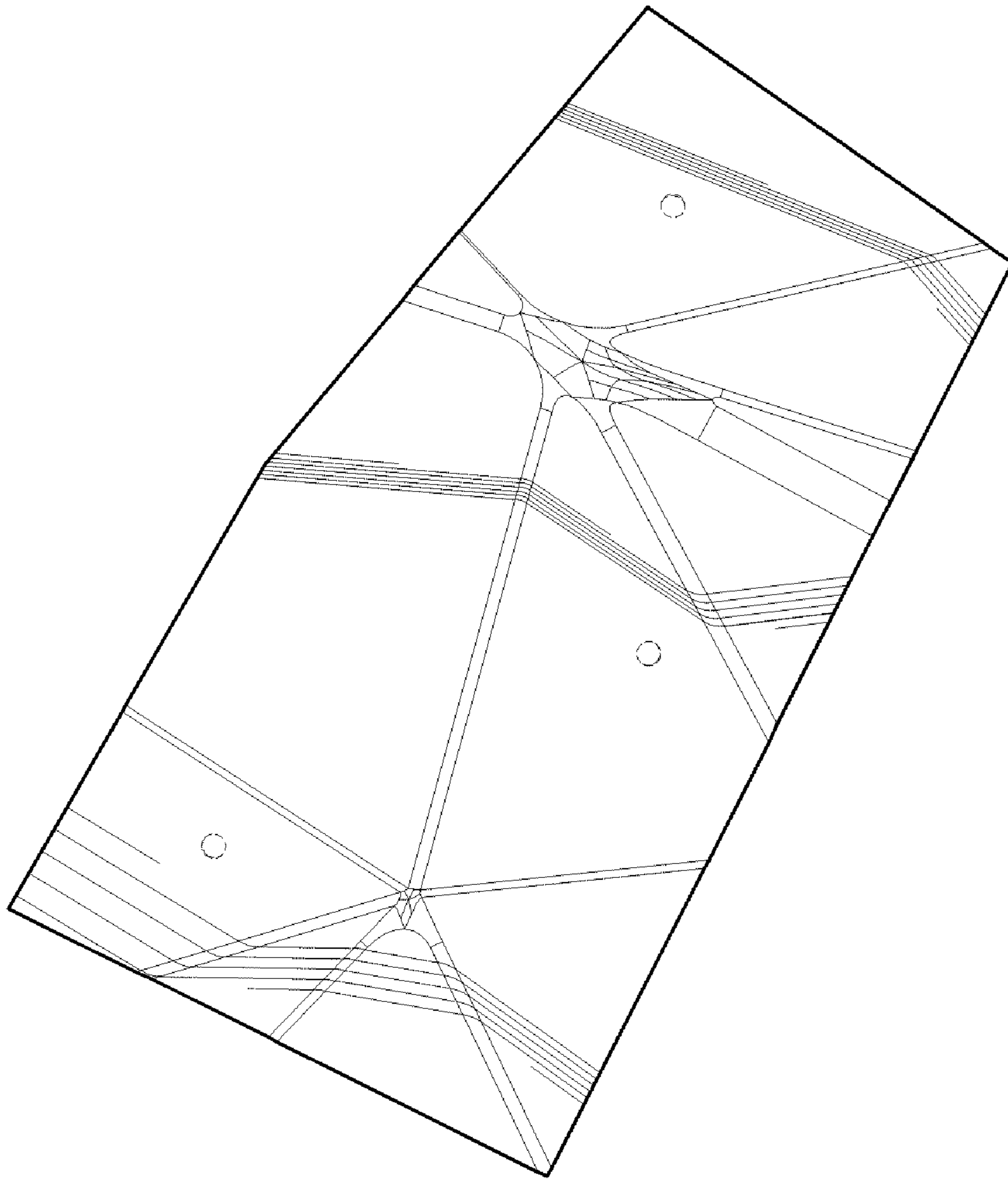


Fig. 8