



US00D651719S

(12) **United States Design Patent**
Kusmierz

(10) **Patent No.:** **US D651,719 S**
(45) **Date of Patent:** **** Jan. 3, 2012**

(54) **INSULATING GARMENT**

(76) **Inventor:** **Jeffrey M Kusmierz**, Caledonia, MI
(US)

(**) **Term:** **14 Years**

(21) **Appl. No.:** **29/382,318**

(22) **Filed:** **Dec. 31, 2010**

(51) **LOC (9) Cl.** **24-04**

(52) **U.S. Cl.** **D24/206**

(58) **Field of Classification Search** D24/206–208,
D24/189–192, 215, 200; 602/2, 6, 7, 61;
128/112.1, 117.1, 876; 607/96, 108, 109,
607/111, 112; D29/101.5; 601/15, DIG. 1,
601/91; 126/204; 2/231, 232, 267, 46, 48,
2/22; D2/861, 712; D6/601

See application file for complete search history.

(56) **References Cited**

U.S. PATENT DOCUMENTS

4,459,703	A *	7/1984	Kosmas et al.	2/48
4,689,829	A *	9/1987	Kaplan	2/46
4,894,869	A *	1/1990	Boll	2/46
5,158,075	A *	10/1992	Howard	24/215
D348,544	S *	7/1994	Wharton	D29/101.5
D357,040	S *	4/1995	Madrid	D29/101.5
5,625,895	A *	5/1997	Sovereign	2/22
D415,335	S *	10/1999	Castiglione	D2/861
6,175,959	B1 *	1/2001	Somers	2/46

D464,521	S *	10/2002	Graves	D6/601
D570,489	S *	6/2008	McMullin	D24/200
D584,479	S *	1/2009	Jones et al.	D2/712
D608,453	S *	1/2010	Arbesman et al.	D24/189
D612,507	S *	3/2010	Arbesman et al.	D24/190
D612,508	S *	3/2010	Arbesman et al.	D24/190
D627,932	S *	11/2010	Mendoza	D29/101.5

* cited by examiner

Primary Examiner — David Muller

(74) *Attorney, Agent, or Firm* — James Bartek

(57) **CLAIM**

The ornamental design for an insulating garment, as shown and described.

DESCRIPTION

FIG. 1 is a back and left perspective view of an insulating garment showing my new design in use by a person in a standing position;

FIG. 2 is a back and left perspective view thereof showing use by a person in a sitting position;

FIG. 3 is a front elevation view thereof;

FIG. 4 is a top edge view thereof;

FIG. 5 is a bottom edge view thereof; and,

FIG. 6 is a left side edge view thereof, the opposing right side edge view being a mirror image thereof.

The broken line showing of parts of the drawings is included for the purpose of illustrating use and environment and forms no part of the claimed design.

1 Claim, 3 Drawing Sheets

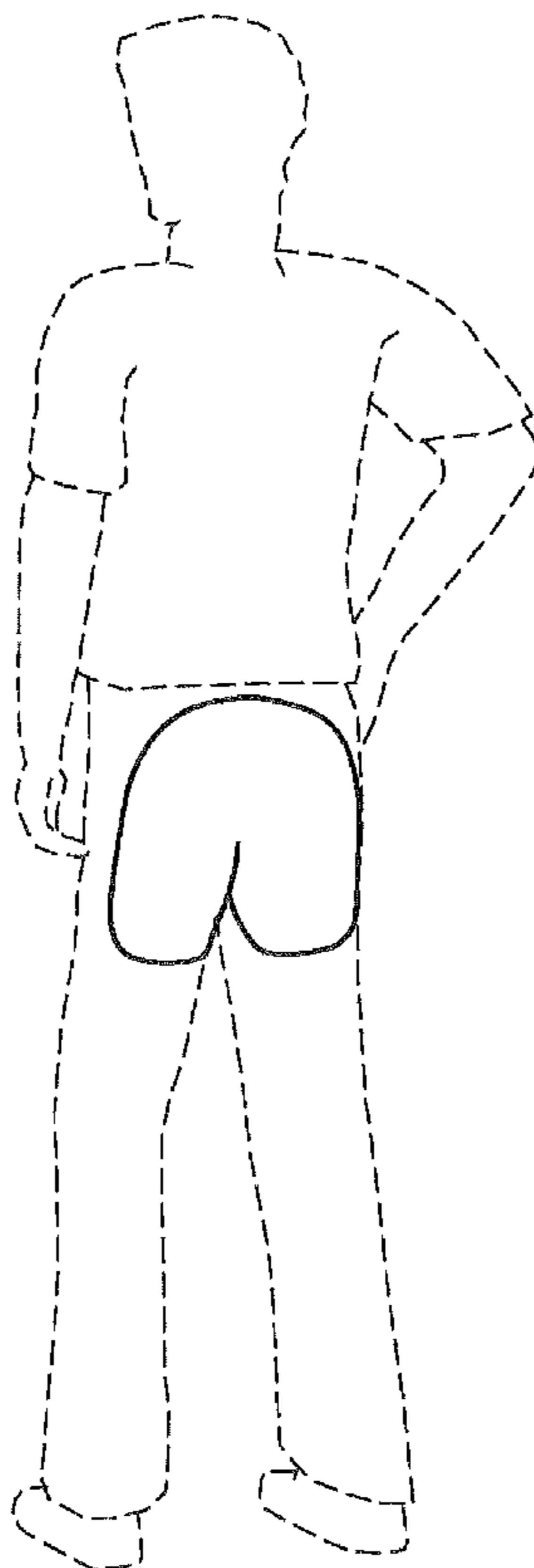


FIG. 1

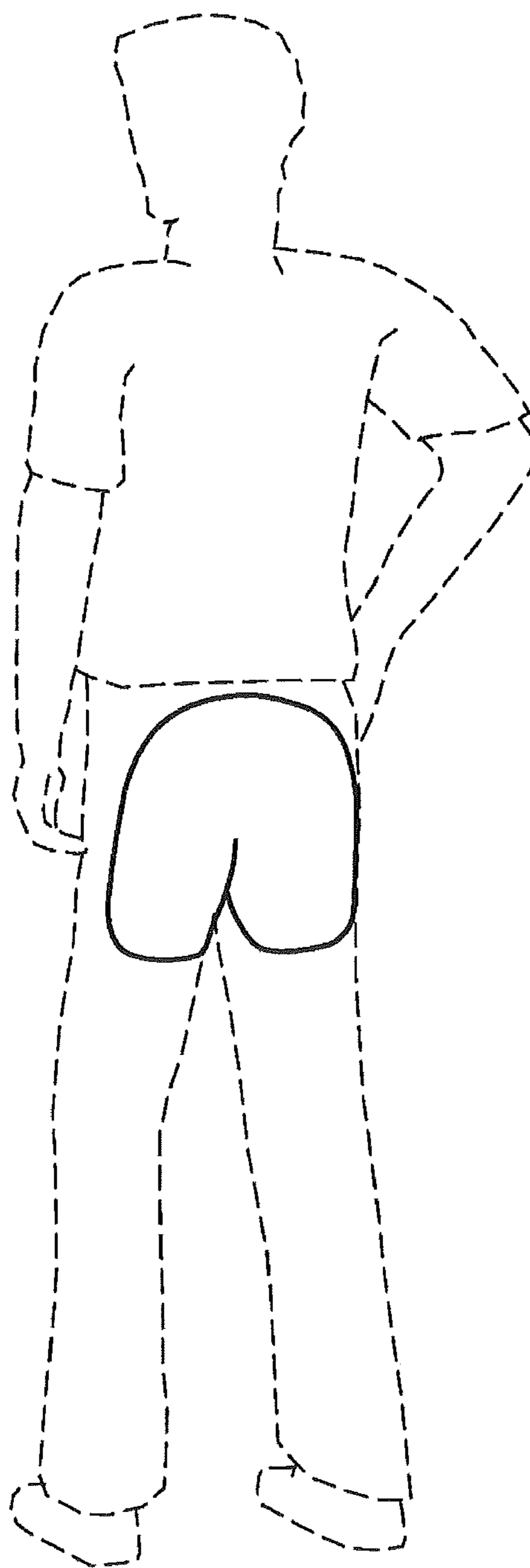


FIG. 2

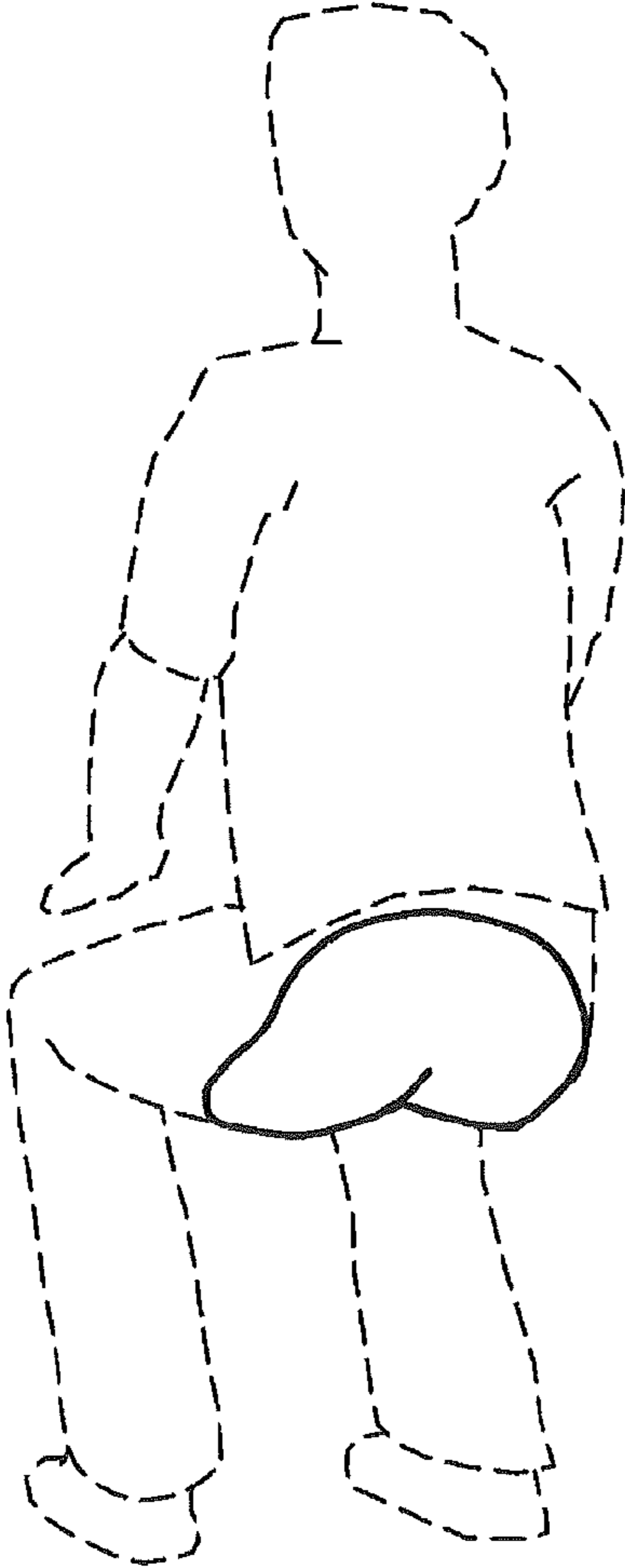


FIG. 6



FIG. 4



FIG. 3

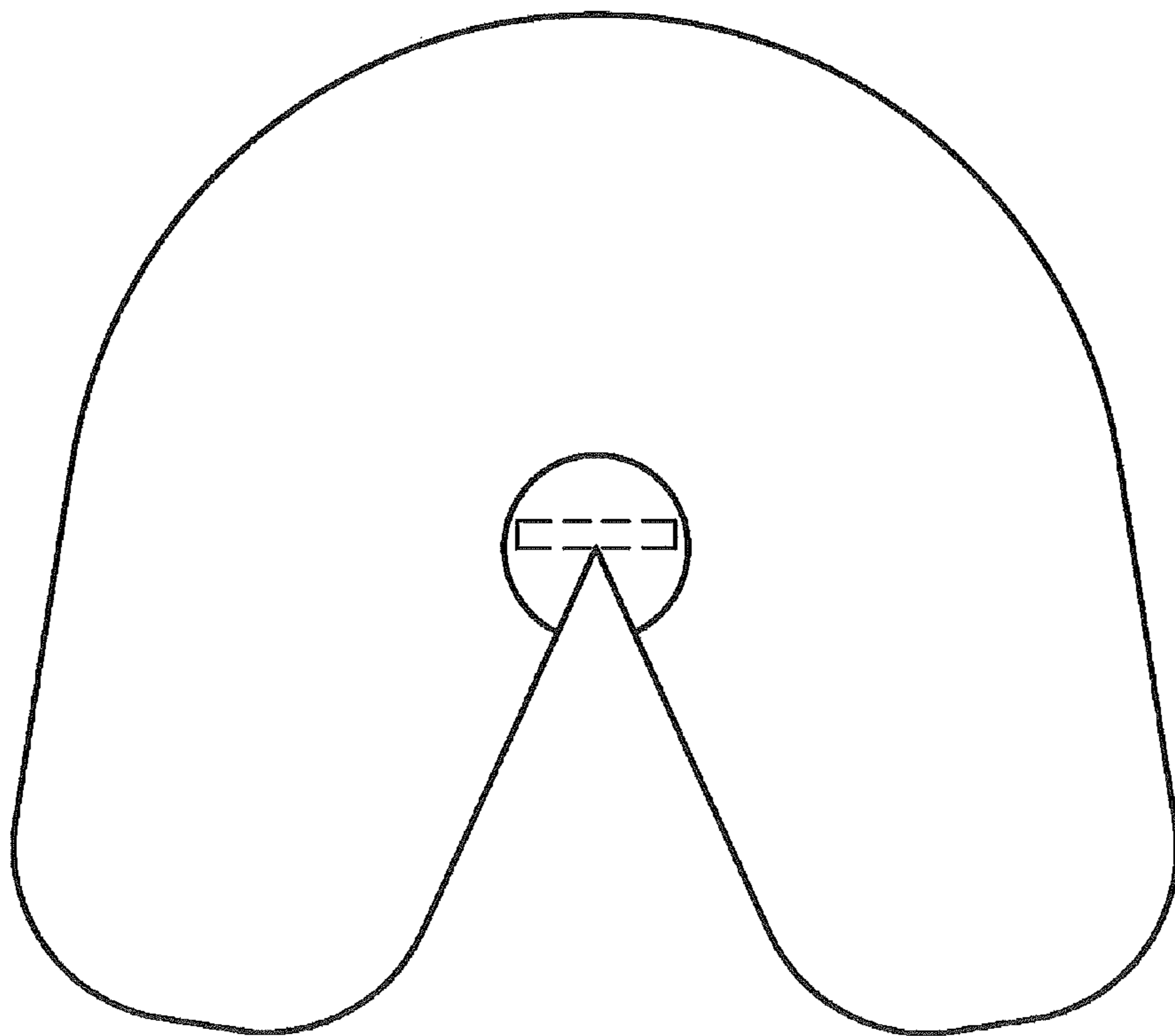


FIG. 5

