



US00D651702S

(12) **United States Design Patent**
Kathoefer

(10) **Patent No.:** **US D651,702 S**
(45) **Date of Patent:** **** Jan. 3, 2012**

(54) **DEODORANT DISPENSER**

(75) Inventor: **Reinhold Kathoefer**, Hamburg (DE)

(73) Assignee: **Henkel AG & Co. KGaA**, Duesseldorf (DE)

(**) Term: **14 Years**

(21) Appl. No.: **29/357,105**

(22) Filed: **Mar. 8, 2010**

(30) **Foreign Application Priority Data**

Sep. 7, 2009 (EM) 001608092

(51) **LOC (9) Cl.** **28-99**

(52) **U.S. Cl.** **D23/366**

(58) **Field of Classification Search** D23/355-369;
D28/5, 6; 261/DIG. 17, DIG. 42, DIG. 65,
261/DIG. 88, DIG. 89; 342/386, 390, 391,
342/392, 393, 394, 395; 239/34, 35, 44,
239/47, 50, 53, 56, 60, 145, 326; D9/537,
D9/549

See application file for complete search history.

(56) **References Cited**

U.S. PATENT DOCUMENTS

D447,060	S	*	8/2001	Leboeuf et al.	D9/549
D449,001	S	*	10/2001	Boussiquet et al.	D9/539
D515,193	S	*	2/2006	Chen	D23/366
D561,318	S	*	2/2008	Naksen et al.	D23/366
2001/0004995	A1	*	6/2001	Ulczynski et al.	239/1

* cited by examiner

Primary Examiner — Sandra Snapp

(74) *Attorney, Agent, or Firm* — David P. LeCroy


(57) **CLAIM**

The ornamental design for a deodorant dispenser, as shown and described.

DESCRIPTION

FIG. 1 is a front perspective view of the deodorant dispenser according to the new design;
FIG. 2 is a front elevational view thereof;
FIG. 3 is a side elevational view thereof;
FIG. 4 is a top plan view thereof; and,
FIG. 5 is a bottom plan view thereof.

1 Claim, 5 Drawing Sheets






FIG. 1




FIG. 2

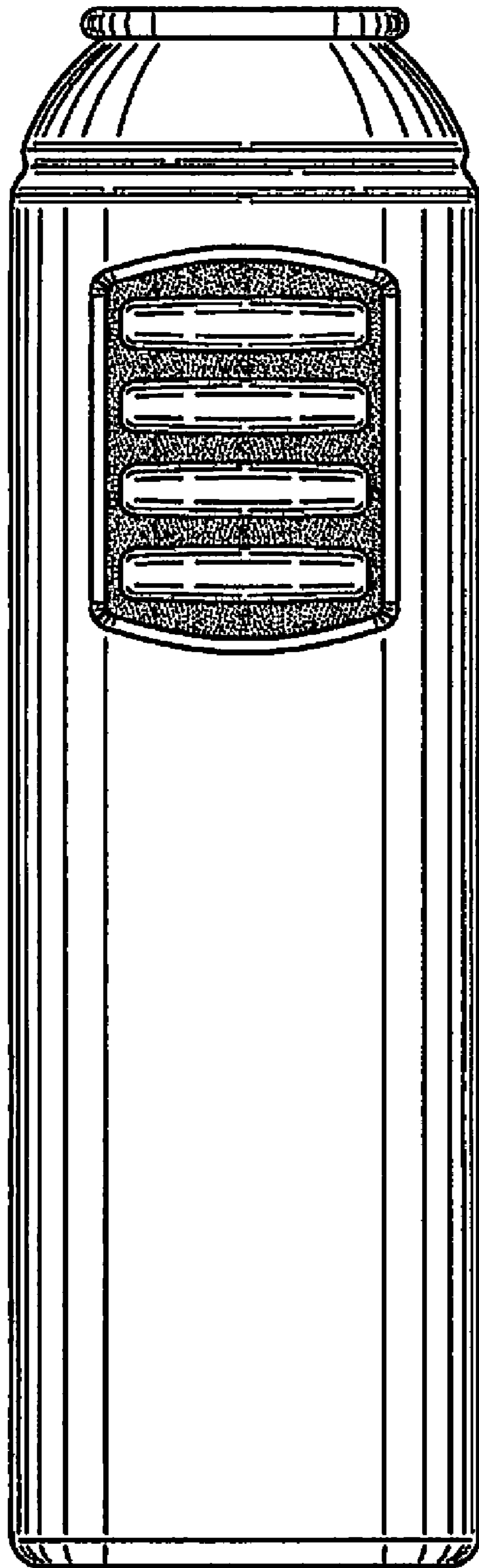


FIG. 3

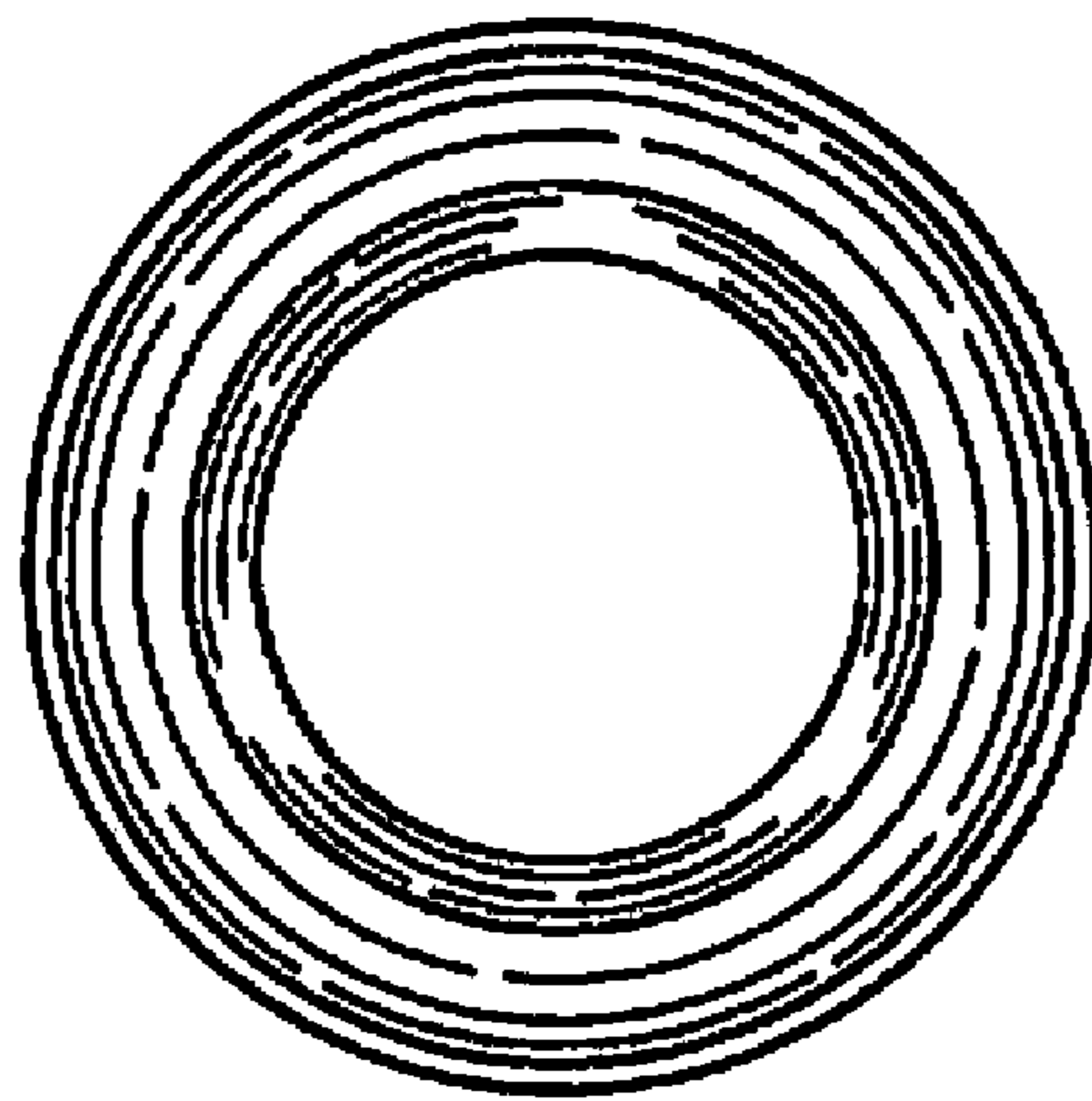


FIG. 4

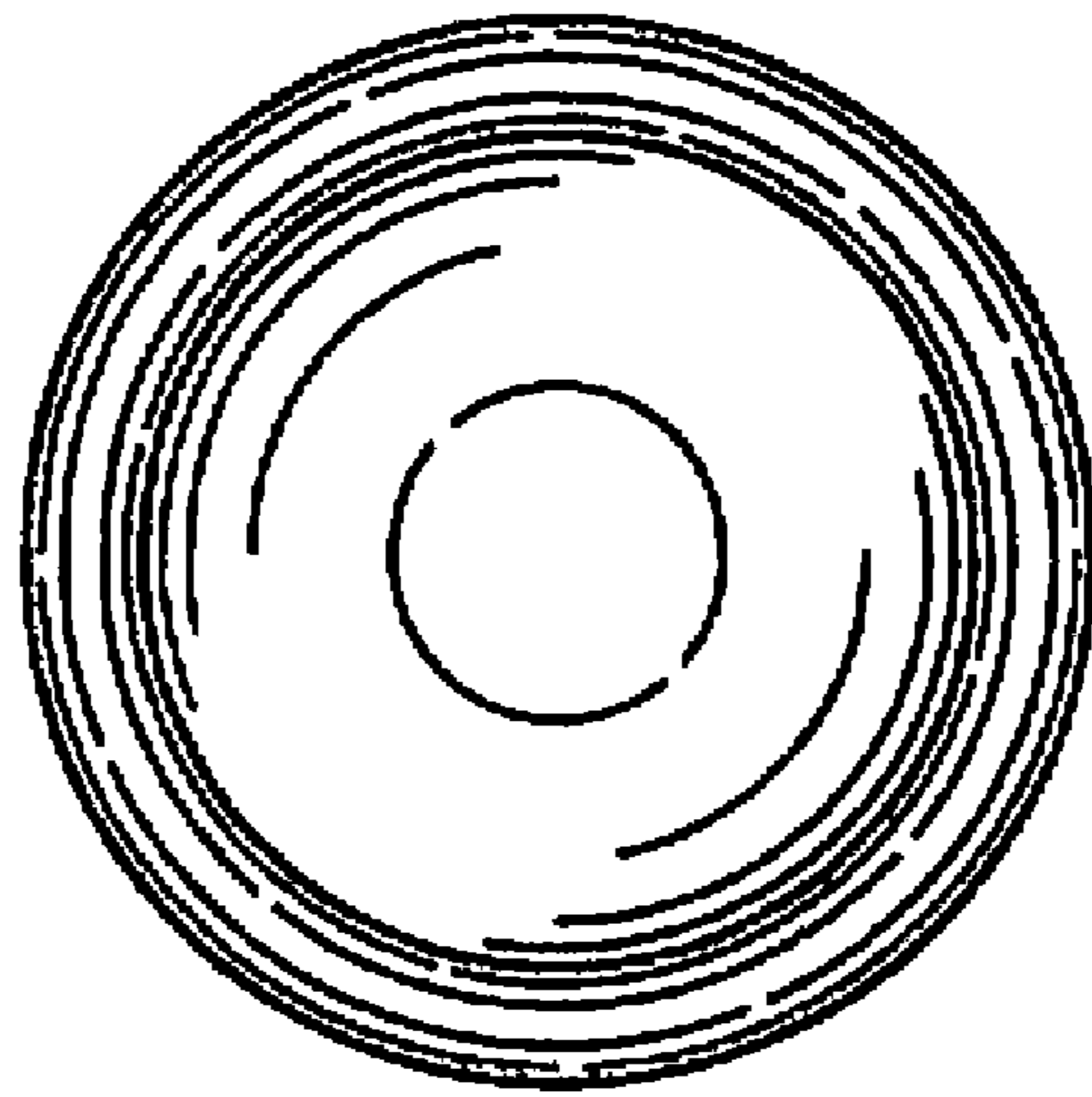


FIG. 5