



US00D651696S

(12) **United States Design Patent**  
**Giordano**

(10) **Patent No.:** **US D651,696 S**  
(45) **Date of Patent:** **\*\* Jan. 3, 2012**

(54) **PART OF PIPE FITTING**

(76) Inventor: **Vincenza Giordano**, Brescia (IT)

(\*\*) Term: **14 Years**

(21) Appl. No.: **29/360,042**

(22) Filed: **Apr. 20, 2010**

(30) **Foreign Application Priority Data**

Oct. 30, 2009 (IT) ..... BS2009O0036

(51) **LOC (9) Cl.** ..... **23-02**

(52) **U.S. Cl.** ..... **D23/262**

(58) **Field of Classification Search** ..... D23/259-262;  
285/197, 180, 285.1-296.1, 18, 34-35, 275,  
285/277; 251/149.1, 150

See application file for complete search history.

(56) **References Cited**

**U.S. PATENT DOCUMENTS**

3,074,670 A \* 1/1963 Breuning ..... 244/135 R  
3,351,362 A \* 11/1967 Hansen ..... 285/83  
D280,659 S \* 9/1985 Arthun et al. .... D23/228  
D296,581 S \* 7/1988 Hattori ..... D23/262

D320,841 S \* 10/1991 Breadmont ..... D23/262  
5,569,235 A \* 10/1996 Ross et al. .... 604/403  
D561,304 S \* 2/2008 Vansell et al. .... D23/262  
7,568,737 B2 \* 8/2009 Wells et al. .... 285/391  
D630,307 S \* 1/2011 Rigolio ..... D23/262  
D637,693 S \* 5/2011 Riedel ..... D23/209  
D637,697 S \* 5/2011 Steiner ..... D23/262  
2009/0108580 A1 \* 4/2009 Hoffman ..... 285/277

\* cited by examiner

*Primary Examiner* — T. Chase Nelson

*Assistant Examiner* — Eric Goodman

(74) *Attorney, Agent, or Firm* — Kilyk & Bowersox,  
P.L.L.C.

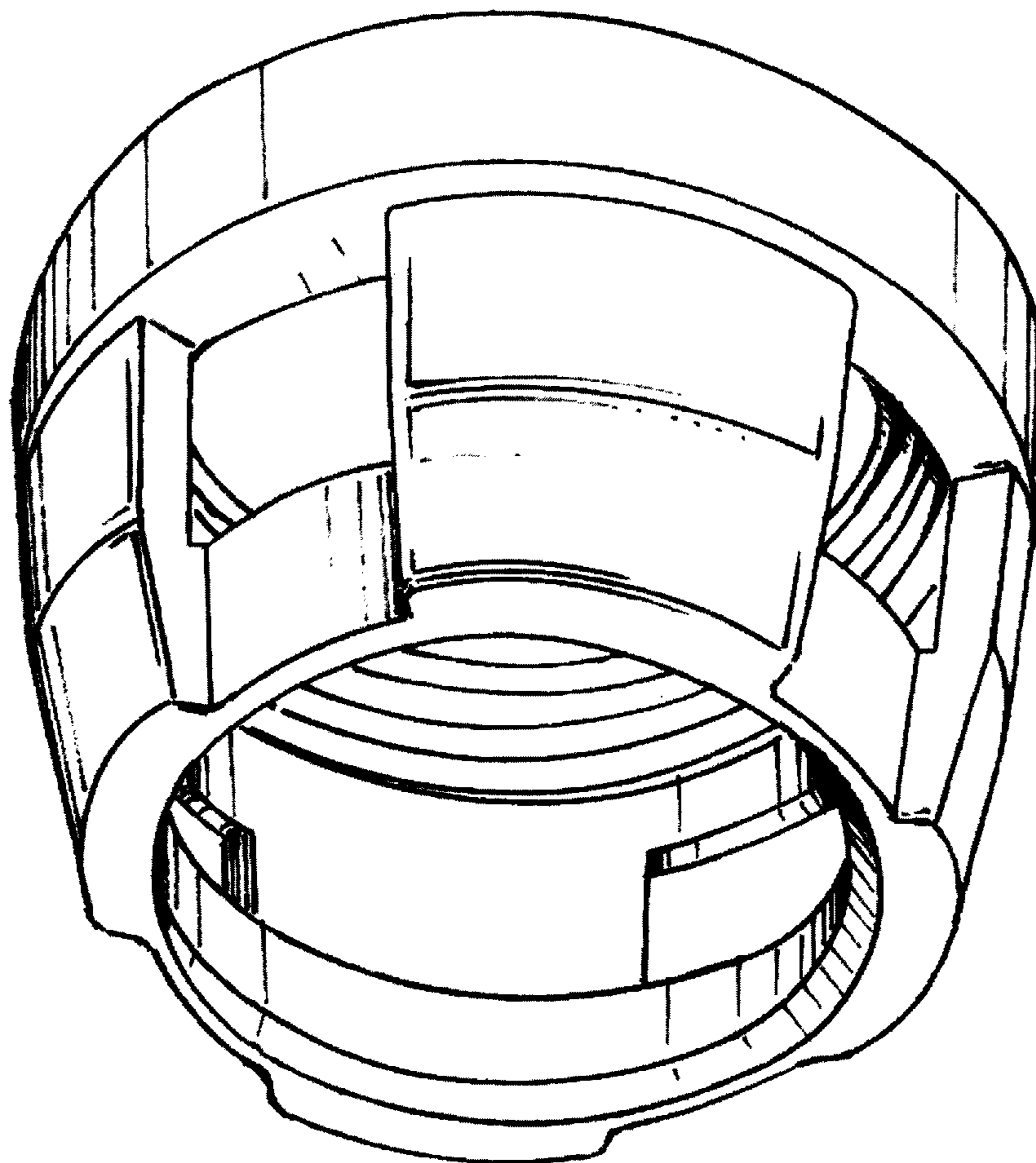
(57) **CLAIM**

The design for a part of pipe fitting, as shown and described.

**DESCRIPTION**

FIG. 1 is a front perspective view of a part of pipe fitting, showing my new design;  
FIG. 2 is a left side view thereof with the right side view being a mirror image thereof;  
FIG. 3 is the front view thereof;  
FIG. 4 is the rear view thereof; and,  
FIG. 5 is the bottom plan view thereof, with the top plan view being a mirror image thereof.

**1 Claim, 5 Drawing Sheets**



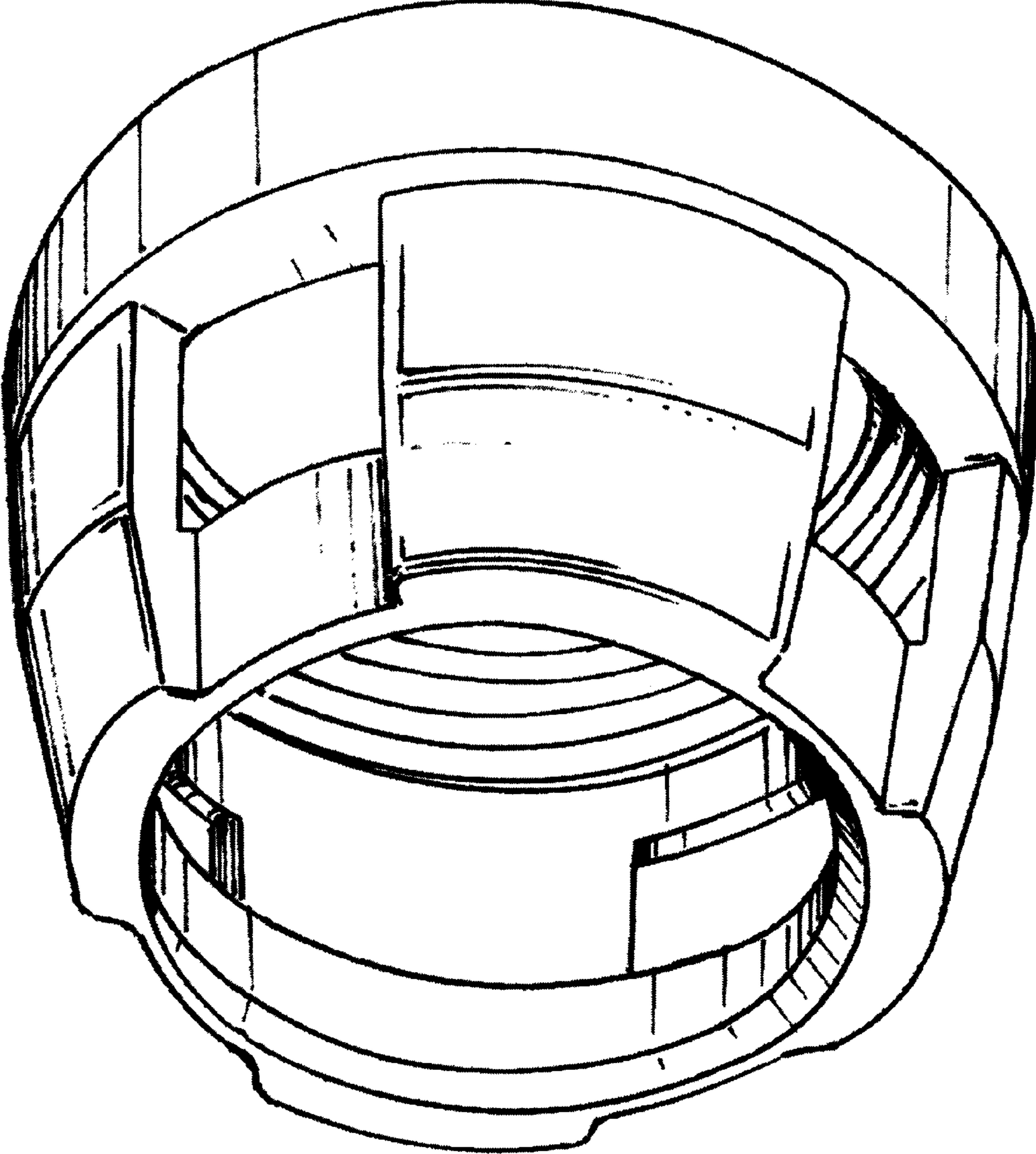


FIG. 1




FIG. 2




FIG. 3

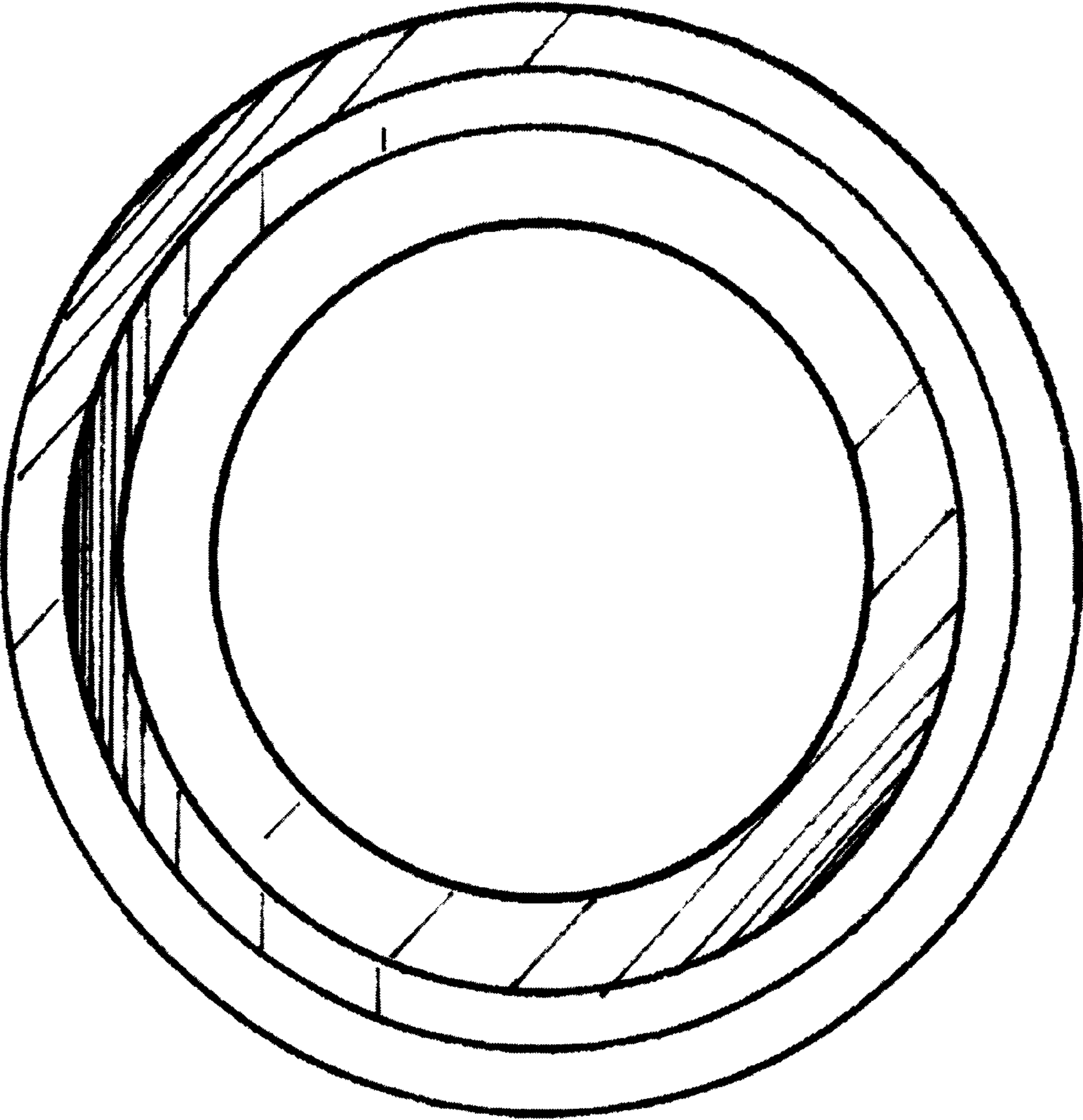


FIG. 4




FIG. 5