

US00D651683S

(12) **United States Design Patent**
Frazier et al.

(10) **Patent No.:** **US D651,683 S**
(45) **Date of Patent:** **** Jan. 3, 2012**

(54) **HAND GRIP FOR A FLY FISHING ROD**

D472,297 S * 3/2003 Hashimoto D22/142
D607,532 S * 1/2010 Tsutsumi et al. D22/142
D613,366 S * 4/2010 Lin D22/142

(75) Inventors: **Joshua Frazier**, San Francisco, CA
(US); **George Revel**, San Francisco, CA
(US); **Burke White**, San Anselmo, CA
(US)

* cited by examiner

Primary Examiner — Catheri Oliver

(73) Assignee: **Leland Fly Fishing Outfitters, LLC**,
San Francisco, CA (US)

(74) *Attorney, Agent, or Firm* — Scott E. Kamholz; Foley
Hoag LLP

(**) Term: **14 Years**

(57) **CLAIM**

The ornamental design for a hand grip for a fly fishing rod, as shown and described.

(21) Appl. No.: **29/388,838**

(22) Filed: **Apr. 1, 2011**

DESCRIPTION

(51) **LOC (9) Cl.** **22-05**

(52) **U.S. Cl.** **D22/142**

(58) **Field of Classification Search** D22/137-142,
D22/134; D3/12; 43/18.1 R, 19-22; D8/300,
D8/303, 305, 310, 313; D7/664
See application file for complete search history.

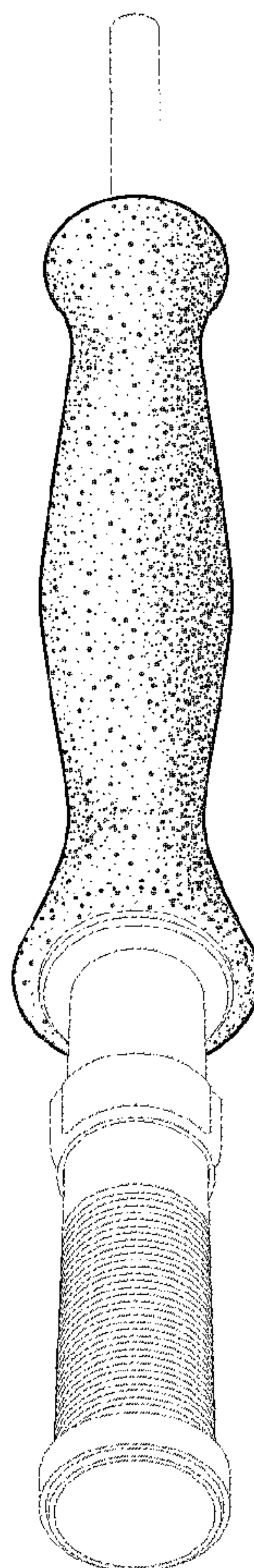
FIG. 1 is a perspective view showing the design for a hand grip for a fly fishing rod;
FIG. 2 is a perspective view showing the design;
FIG. 3 is a top plan view showing the design, the bottom plan view and side elevation views being identical thereto;
FIG. 4 is a rear elevation view showing the design; and,
FIG. 5 is a front elevation view showing the design.
Broken lines shown in the drawings are for illustrative purposes only and do not form part of the claimed design.

(56) **References Cited**

U.S. PATENT DOCUMENTS

D273,690 S * 5/1984 Ohmura D22/142
D466,581 S * 12/2002 DeSorcy D22/142

1 Claim, 1 Drawing Sheet



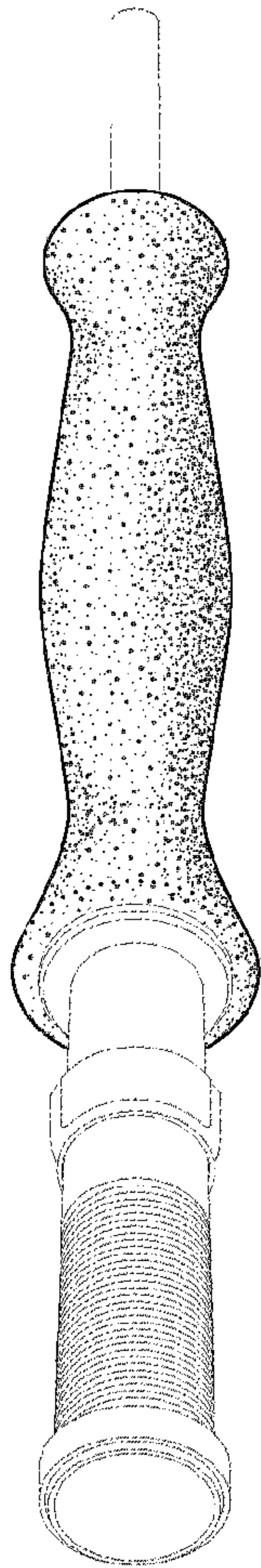


Fig. 1

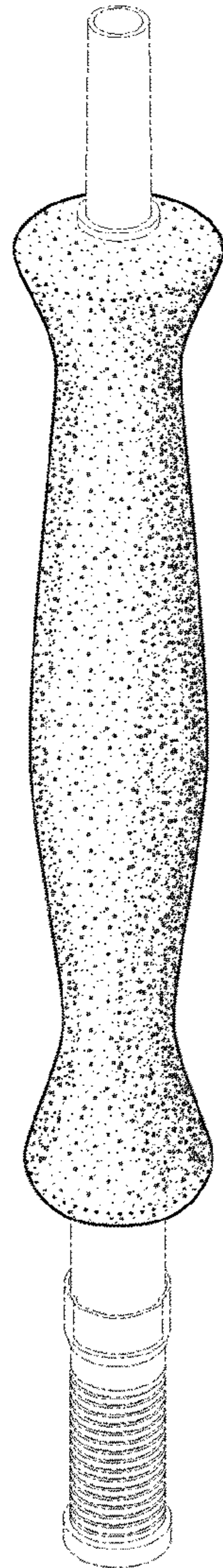


Fig. 2




Fig. 3

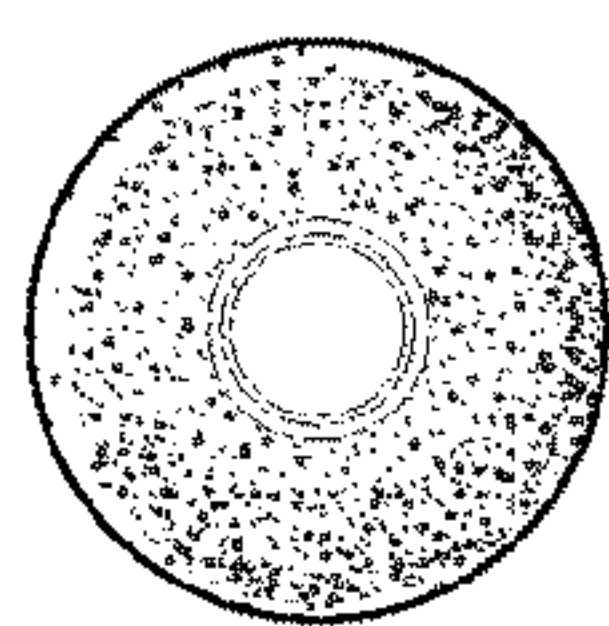


Fig. 4

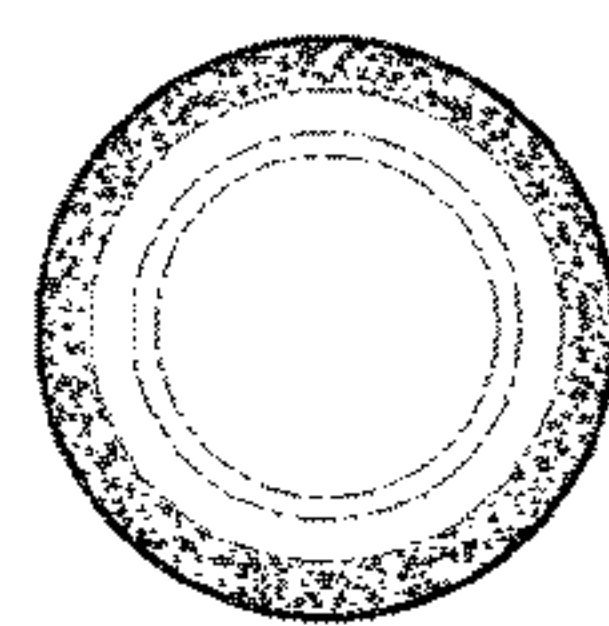


Fig. 5