

US00D651667S

(12) **United States Design Patent**
Mohammad et al.

(10) **Patent No.:** **US D651,667 S**
(45) **Date of Patent:** **** Jan. 3, 2012**

- (54) **MONSTER TOY**
- (75) Inventors: **Zaid Mohammad**, Centreville, VA (US);
Zeba Ali, Centreville, VA (US)
- (73) Assignee: **Sadia Toys LLC**, Centreville, VA (US)
- (**) Term: **14 Years**
- (21) Appl. No.: **29/391,271**
- (22) Filed: **May 5, 2011**
- (51) **LOC (9) Cl.** **21-01**
- (52) **U.S. Cl.** **D21/622; D21/630; D21/659**
- (58) **Field of Classification Search** D21/621,
D21/622, 625, 626, 633; 446/268, 360, 361,
446/376, 379, 382-384; D11/117, 128
See application file for complete search history.

- D402,713 S * 12/1998 Baltozer et al. D21/622
- D424,637 S * 5/2000 Cutillo et al. D21/622
- D429,507 S * 8/2000 Chou D21/622
- D430,239 S * 8/2000 Rogers D21/631
- D451,231 S * 11/2001 Sehl D26/99
- D589,956 S * 4/2009 Barker D14/480.2

* cited by examiner

Primary Examiner — Zenia Bennett

(74) *Attorney, Agent, or Firm* — Kenyon & Kenyon LLP

(57) **CLAIM**

The ornamental design for a monster toy, as shown and described.

DESCRIPTION


FIG. 1 is perspective view of a monster toy showing our new design;
 FIG. 2 is a front elevation view of the toy of FIG. 1;
 FIG. 3 is a rear elevation view of the toy of FIG. 1;
 FIG. 4 is a left elevation view of the toy of FIG. 1;
 FIG. 5 is a right elevation view of the toy of FIG. 1;
 FIG. 6 is a top elevation view of the toy of FIG. 1; and,
 FIG. 7 is a bottom elevation view of the toy of FIG. 1.
 The broken lines depicted in the drawings show use in an environment only and form no part of the claimed design.

1 Claim, 4 Drawing Sheets

(56) **References Cited**

U.S. PATENT DOCUMENTS

- D273,313 S * 4/1984 Callais, Jr. D21/622
- D281,890 S * 12/1985 Routzong et al. D21/622
- D341,636 S 11/1993 Kennedy
- D359,319 S * 6/1995 Shuster D21/622
- D379,482 S * 5/1997 Giancola D21/622
- D385,157 S * 10/1997 Fillipp et al. D7/628






FIG. 1




FIG. 2




FIG. 3

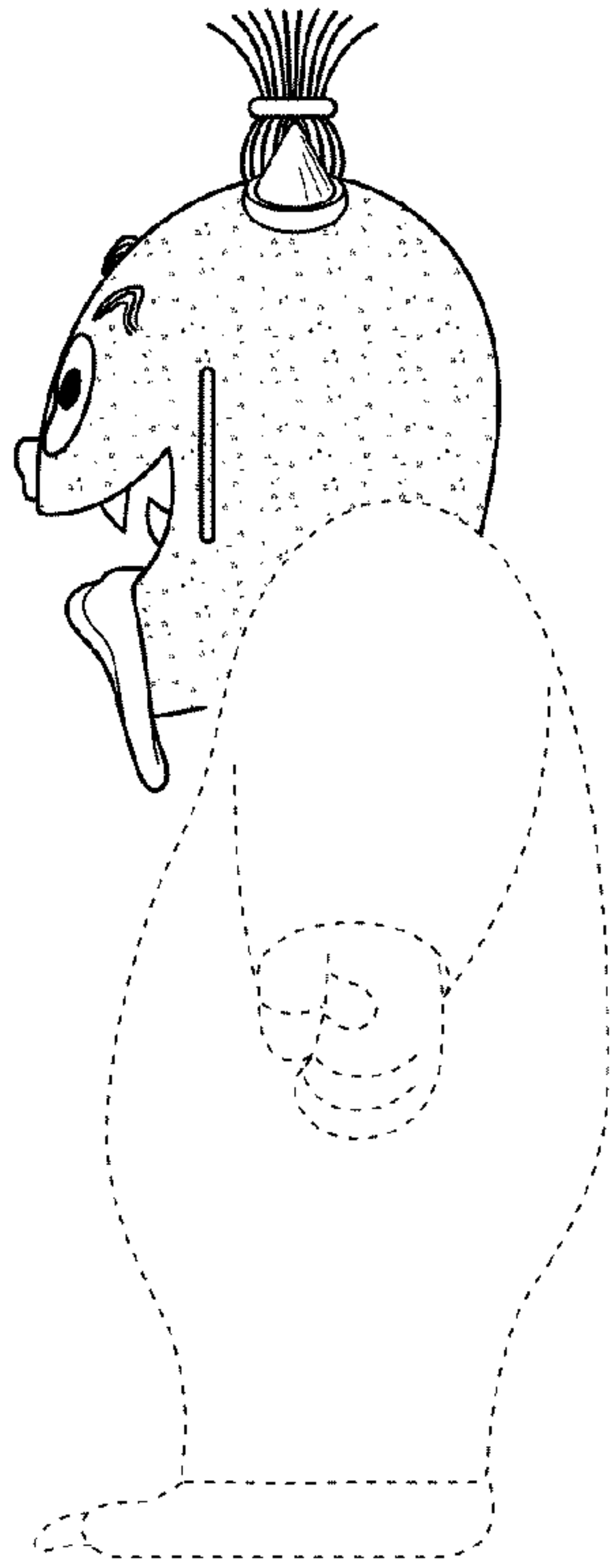


FIG. 4

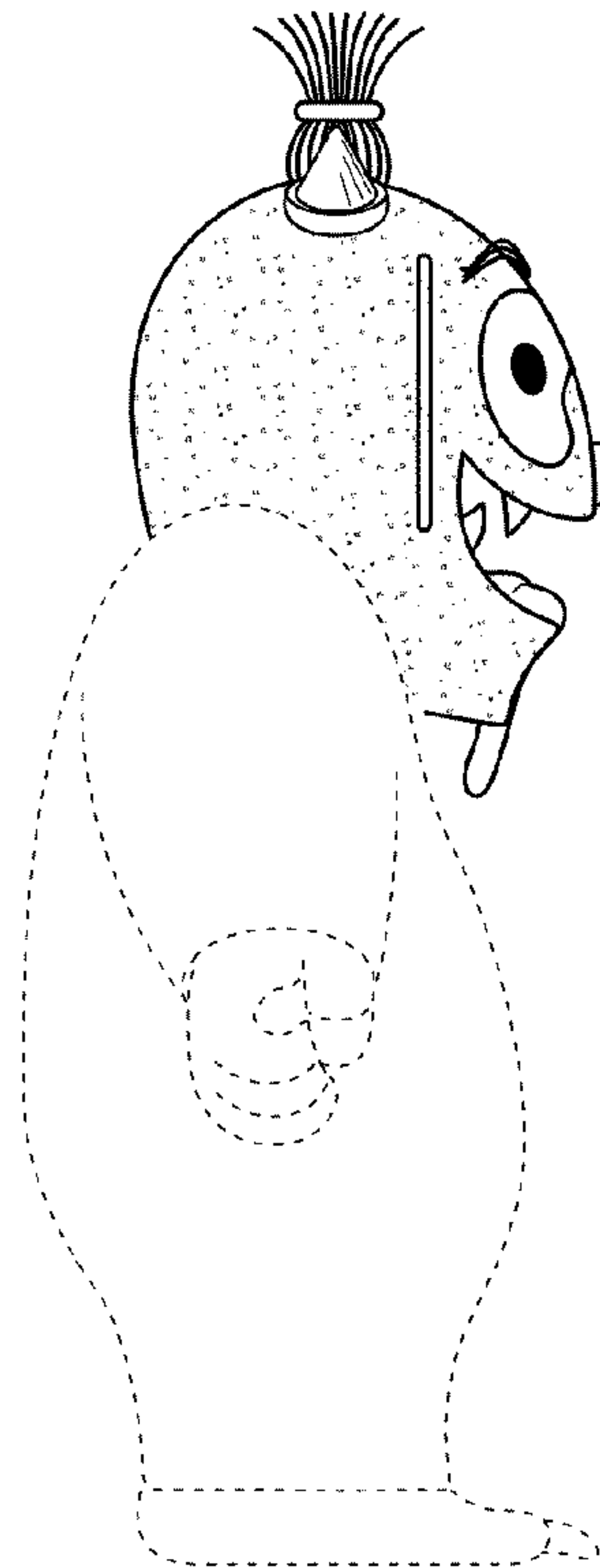


FIG. 5

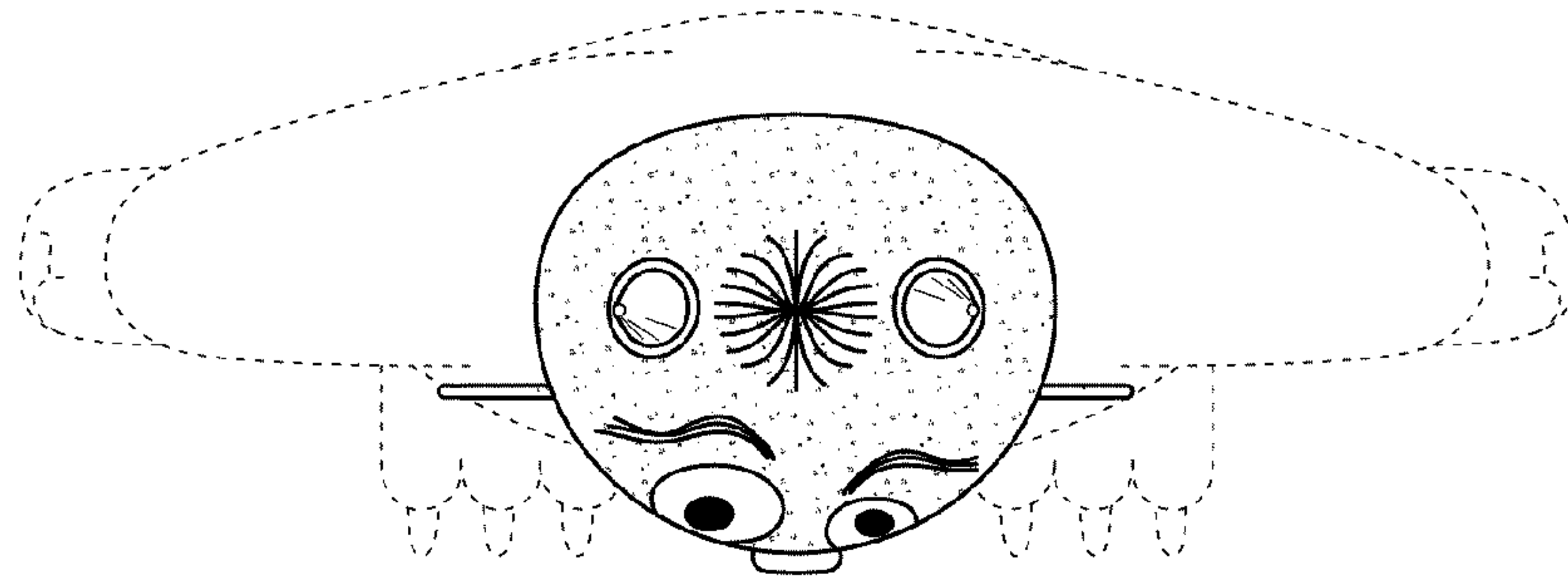


FIG. 6

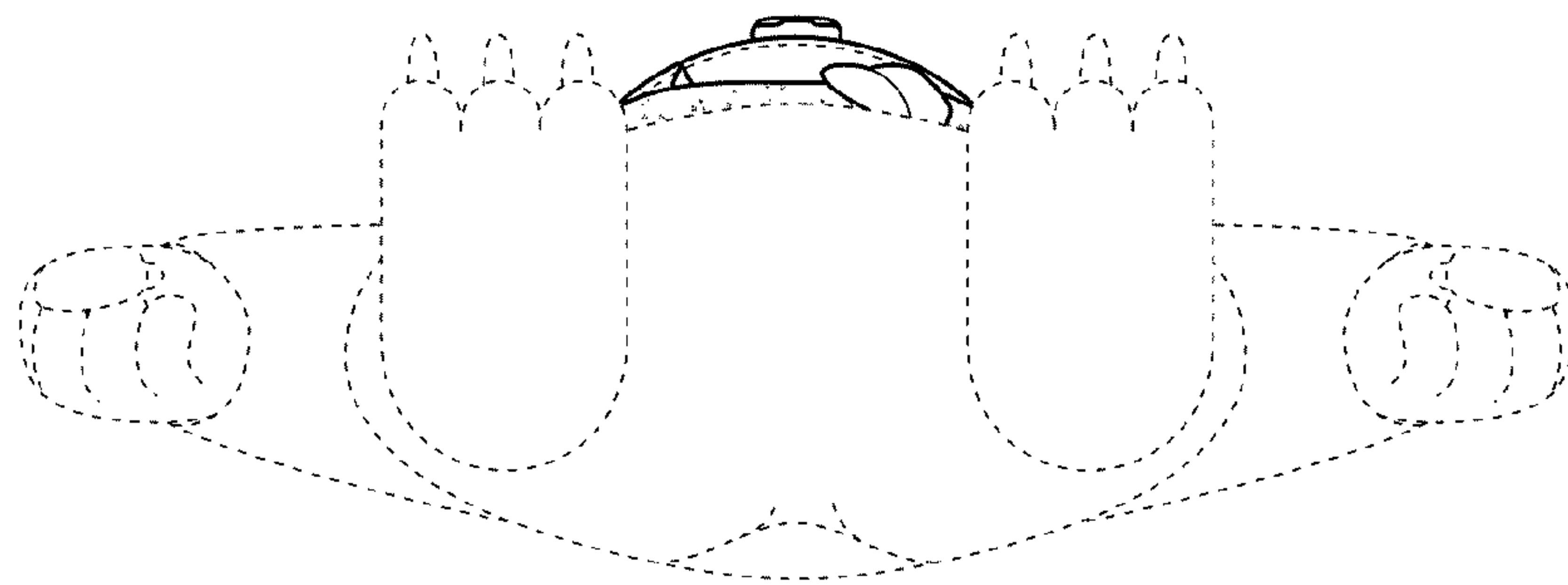


FIG. 7