



US00D651666S

(12) **United States Design Patent**
Mohammad et al.

(10) **Patent No.:** **US D651,666 S**

(45) **Date of Patent:** **** Jan. 3, 2012**

(54) **MONSTER TOY**

(75) Inventors: **Zaid Mohammad**, Centreville, VA (US);
Zeba Ali, Centreville, VA (US)

(73) Assignee: **Sadia Toys LLC**, Centreville, VA (US)

(**) Term: **14 Years**

(21) Appl. No.: **29/391,270**

(22) Filed: **May 5, 2011**

(51) **LOC (9) Cl.** **21-01**

(52) **U.S. Cl.** **D21/622; D21/659; D21/630**

(58) **Field of Classification Search** D21/621,
D21/622, 625, 626, 633; 446/268, 360, 361,
446/376, 379, 382-384; D11/117, 128
See application file for complete search history.

(56) **References Cited**

U.S. PATENT DOCUMENTS

D273,313 S *	4/1984	Callais, Jr.	D21/622
D281,890 S *	12/1985	Routzong et al.	D21/622
D341,636 S	11/1993	Kennedy	
D359,319 S *	6/1995	Shuster	D21/622
D379,482 S *	5/1997	Giancola	D21/622
D385,157 S *	10/1997	Fillipp et al.	D7/628

D402,713 S *	12/1998	Baltozer et al.	D21/622
D424,637 S *	5/2000	Cutillo et al.	D21/622
D429,507 S *	8/2000	Chou	D21/622
D430,239 S *	8/2000	Rogers	D21/631
D451,231 S *	11/2001	Sehl	D26/99
D589,956 S *	4/2009	Barker	D14/480.2

* cited by examiner

Primary Examiner — Zenia Bennett

(74) *Attorney, Agent, or Firm* — Kenyon & Kenyon LLP

(57) **CLAIM**

The ornamental design for a monster toy, as shown and described.

DESCRIPTION

FIG. 1 is perspective view of a monster toy showing our new design;

FIG. 2 is a front elevation view of the toy of FIG. 1;

FIG. 3 is a rear elevation view of the toy of FIG. 1;

FIG. 4 is a left elevation view of the toy of FIG. 1;

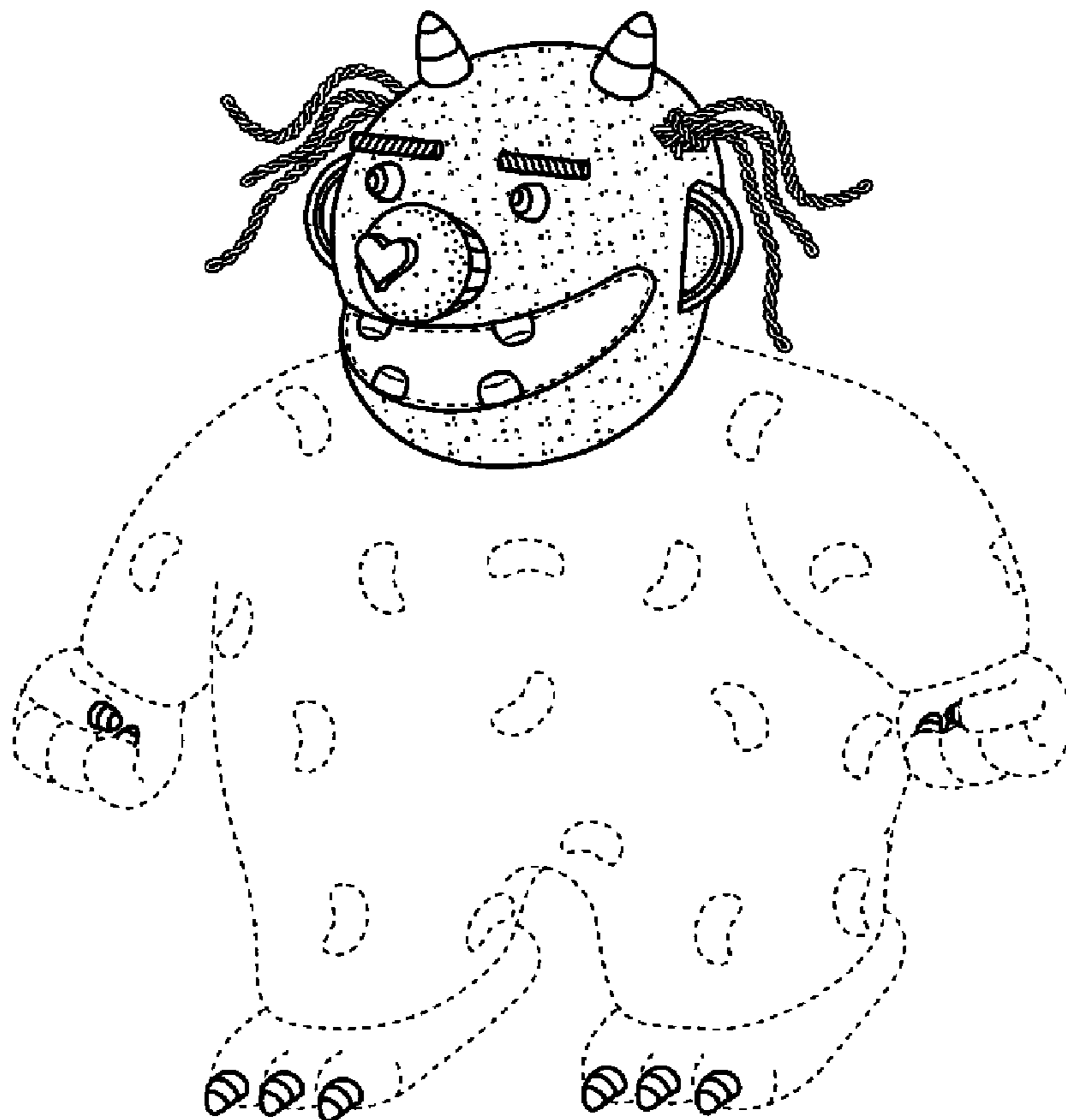
FIG. 5 is a right elevation view of the toy of FIG. 1;

FIG. 6 is a top elevation view of the toy of FIG. 1; and,

FIG. 7 is a bottom elevation view of the toy of FIG. 1.

The broken lines depicted in the drawings show use in an environment only and form no part of the claimed design.

1 Claim, 4 Drawing Sheets



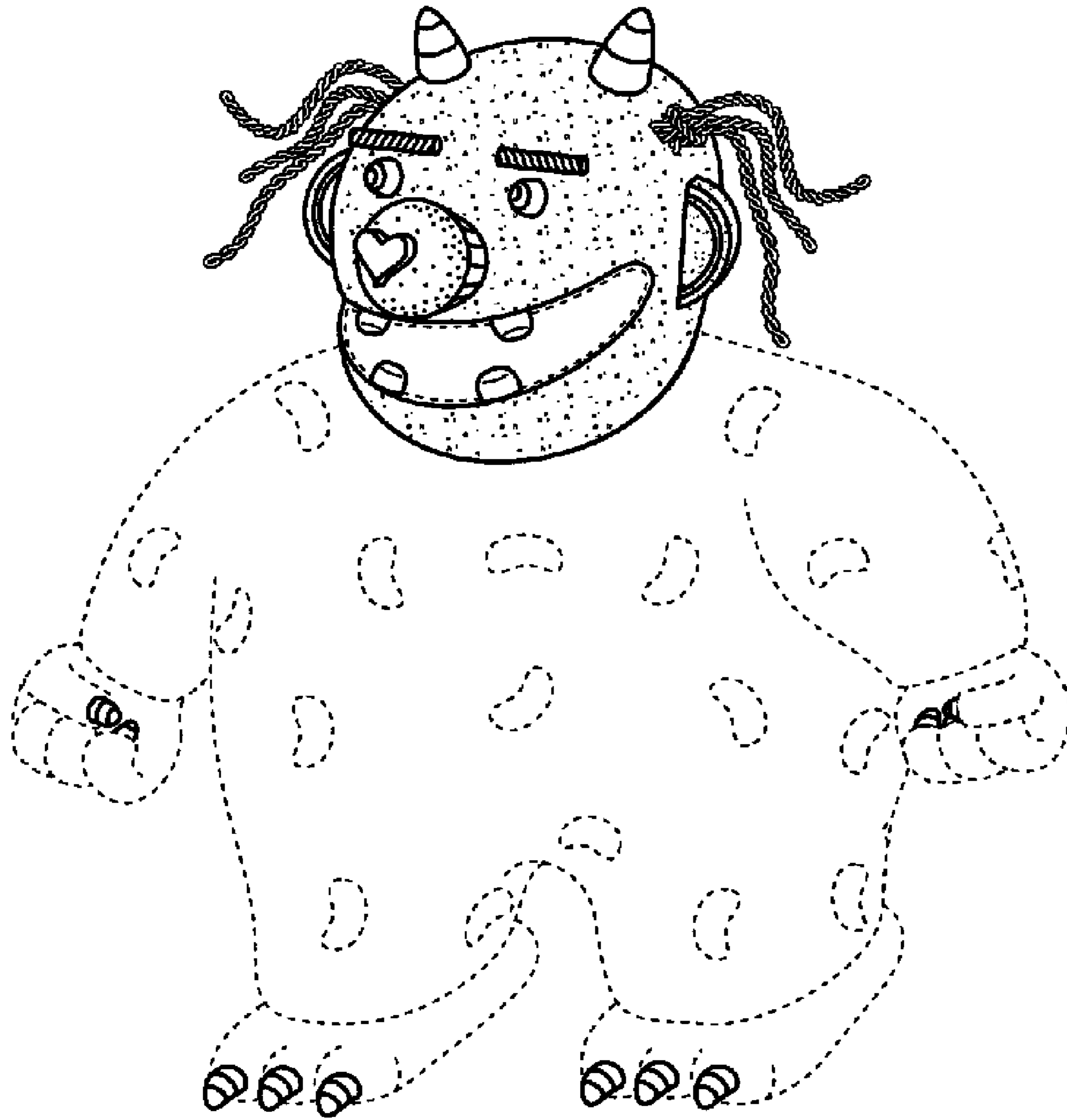


FIG. 1




FIG. 2




FIG. 3

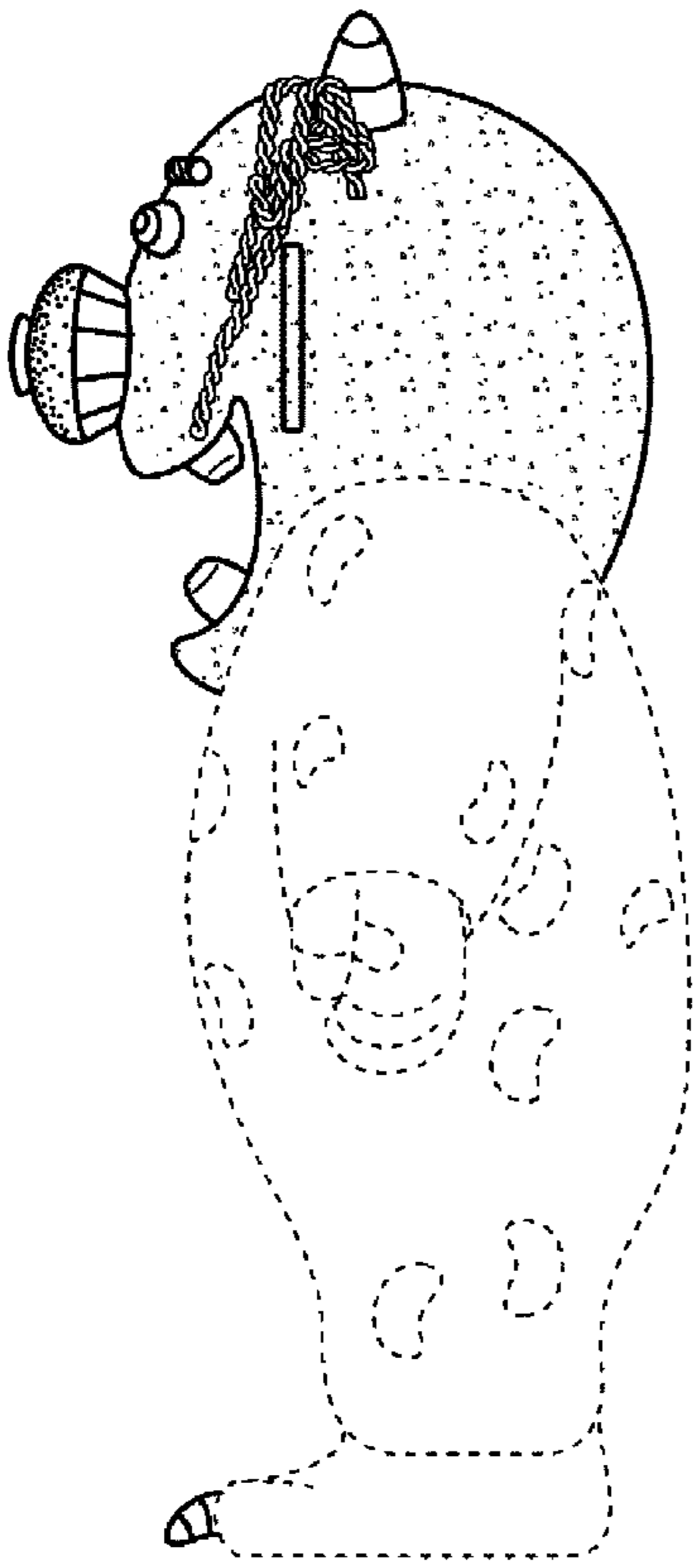


FIG. 4

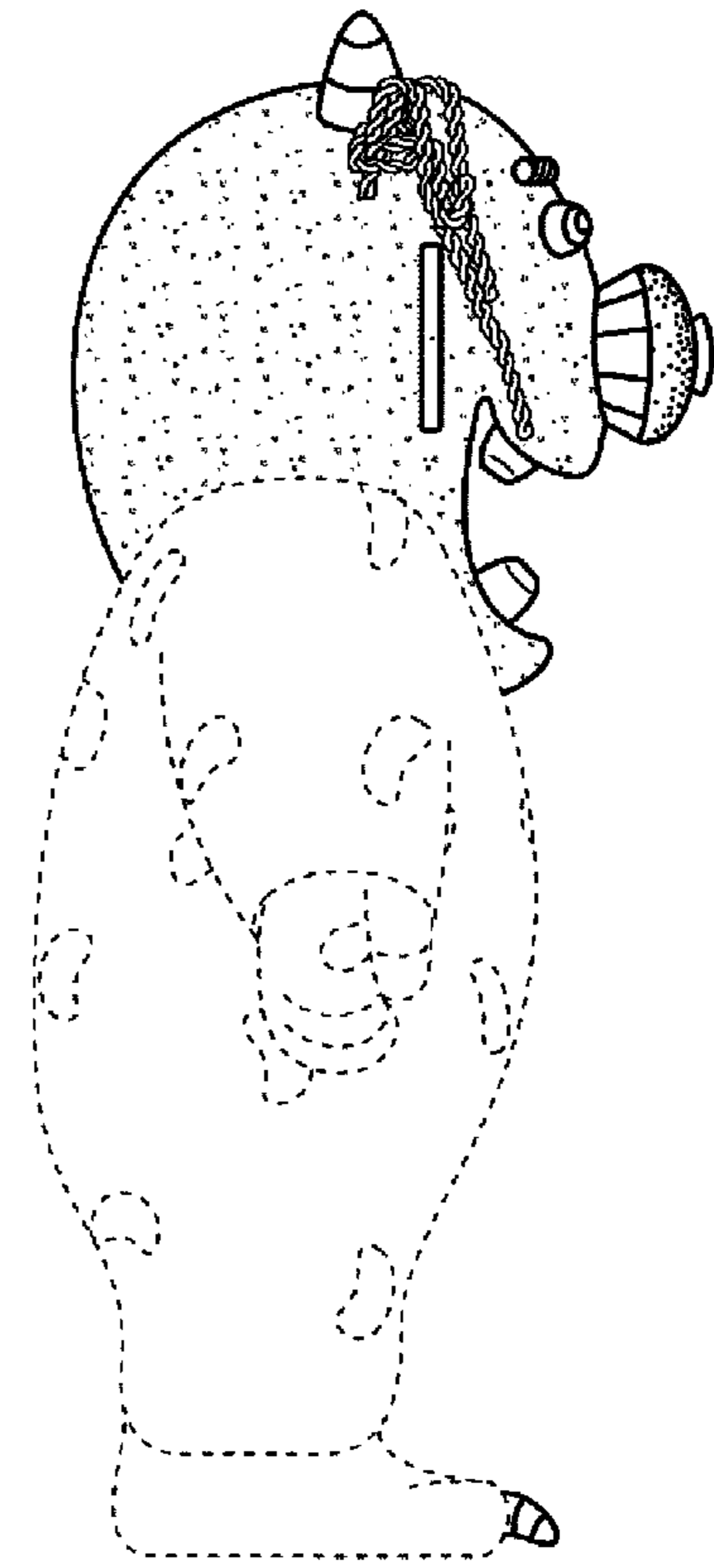


FIG. 5

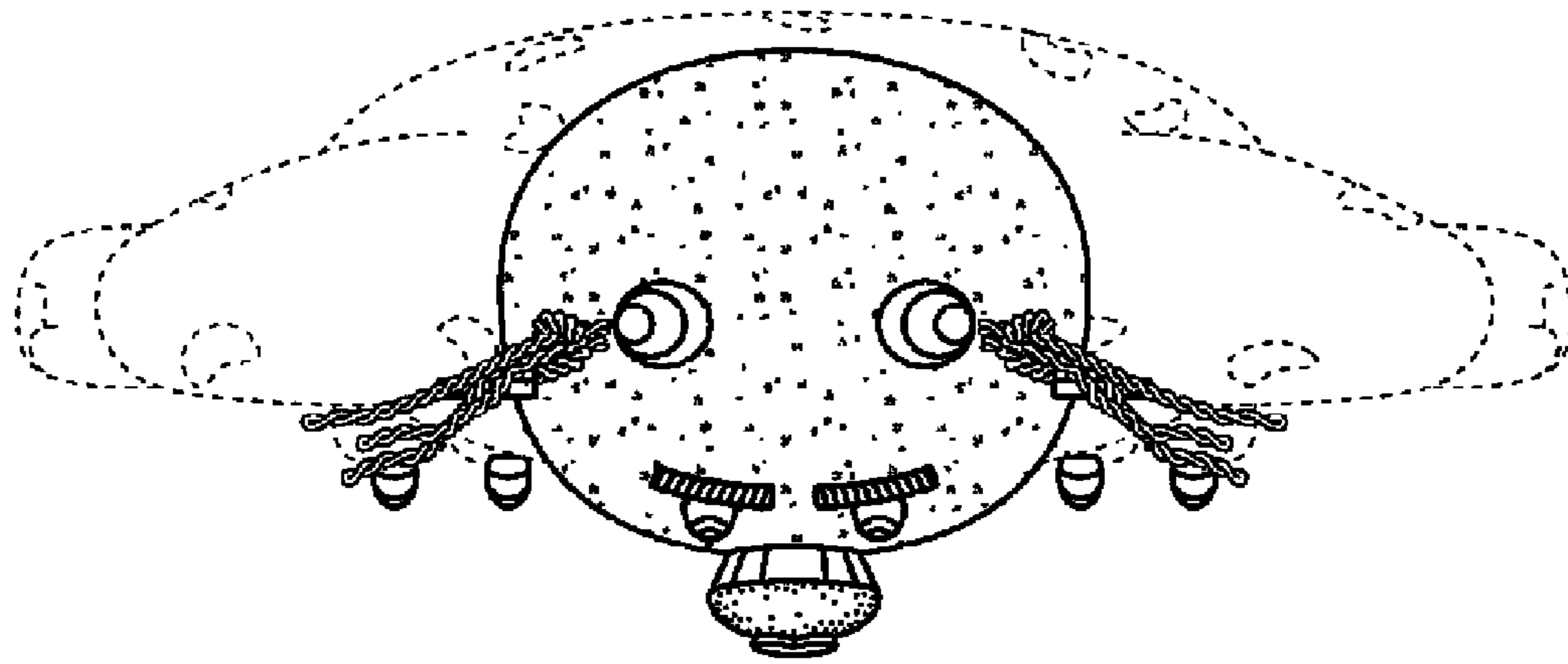


FIG. 6




FIG. 7