



US00D651661S

(12) **United States Design Patent**
Yuen

(10) **Patent No.:** **US D651,661 S**
(45) **Date of Patent:** **** Jan. 3, 2012**

(54) **TOY TRACK**

(75) Inventor: **Terry Shiu Hang Yuen**, Kowloon (HK)

(73) Assignee: **Hobbyengine Model Ltd.**, Hong Kong (HK)

(**) Term: **14 Years**

(21) Appl. No.: **29/377,092**

(22) Filed: **Oct. 15, 2010**

(30) **Foreign Application Priority Data**

Apr. 16, 2010 (HK) 1000688.0M001
Apr. 16, 2010 (HK) 1000688.0M002

(51) **LOC (9) Cl.** **21-01**

(52) **U.S. Cl.** **D21/565**

(58) **Field of Classification Search** D21/484,
D21/490, 493, 564, 565; 446/168-174, 84,
446/89, 108, 112, 114, 116, 124-128, 429,
446/444-447; 463/58-69; 238/10 R, 10 A-10 C,
238/10 E, 10 F; 104/60, 69

See application file for complete search history.

(56) **References Cited**

U.S. PATENT DOCUMENTS

3,734,404 A * 5/1973 Baynes et al. 238/10 E
D296,804 S * 7/1988 Bach et al. D21/565
D296,806 S * 7/1988 Bach et al. D21/565
D305,676 S * 1/1990 Ngai D21/565
D345,997 S * 4/1994 Vadnal D21/565
5,564,962 A * 10/1996 Navarrete Espinosa 446/128
D388,138 S * 12/1997 Lanoix et al. D21/565
6,093,079 A * 7/2000 House 446/444
6,601,774 B1 * 8/2003 Kasimoff 238/10 R
6,647,893 B1 * 11/2003 Fugitt et al. 238/10 R

6,883,720 B2 * 4/2005 D'Angelo et al. 238/10 E
2005/0112994 A1 * 5/2005 D'Angelo et al. 446/444
2008/0265049 A1 * 10/2008 Stadlbauer 238/10 F

* cited by examiner

Primary Examiner — Cynthia M Chin

(74) *Attorney, Agent, or Firm* — Baker & McKenzie LLP

(57) **CLAIM**

The ornamental design for a toy track, as shown and described.

DESCRIPTION

FIG. 1 is a perspective view of the toy track in accordance with my design;

FIG. 2 is a front view of the toy track shown in FIG. 1;

FIG. 3 is a rear view of the toy track shown in FIGS. 1-2;

FIG. 4 is a top view of the toy track shown in FIGS. 1-3;

FIG. 5 is a bottom view of the toy track shown in FIGS. 1-4;

FIG. 6 is a right side view of the toy track shown in FIGS. 1-5;

FIG. 7 is a left side view of the toy track shown in FIGS. 1-6;

FIG. 8 is a perspective view of an alternative embodiment of the toy track shown in FIGS. 1-7;

FIG. 9 is a front view of the alternative embodiment of the toy track shown in FIG. 8;

FIG. 10 is a rear view of the alternative embodiment of the toy track shown in FIGS. 8-9;

FIG. 11 is a top view of the alternative embodiment of the toy track shown in FIGS. 8-10;

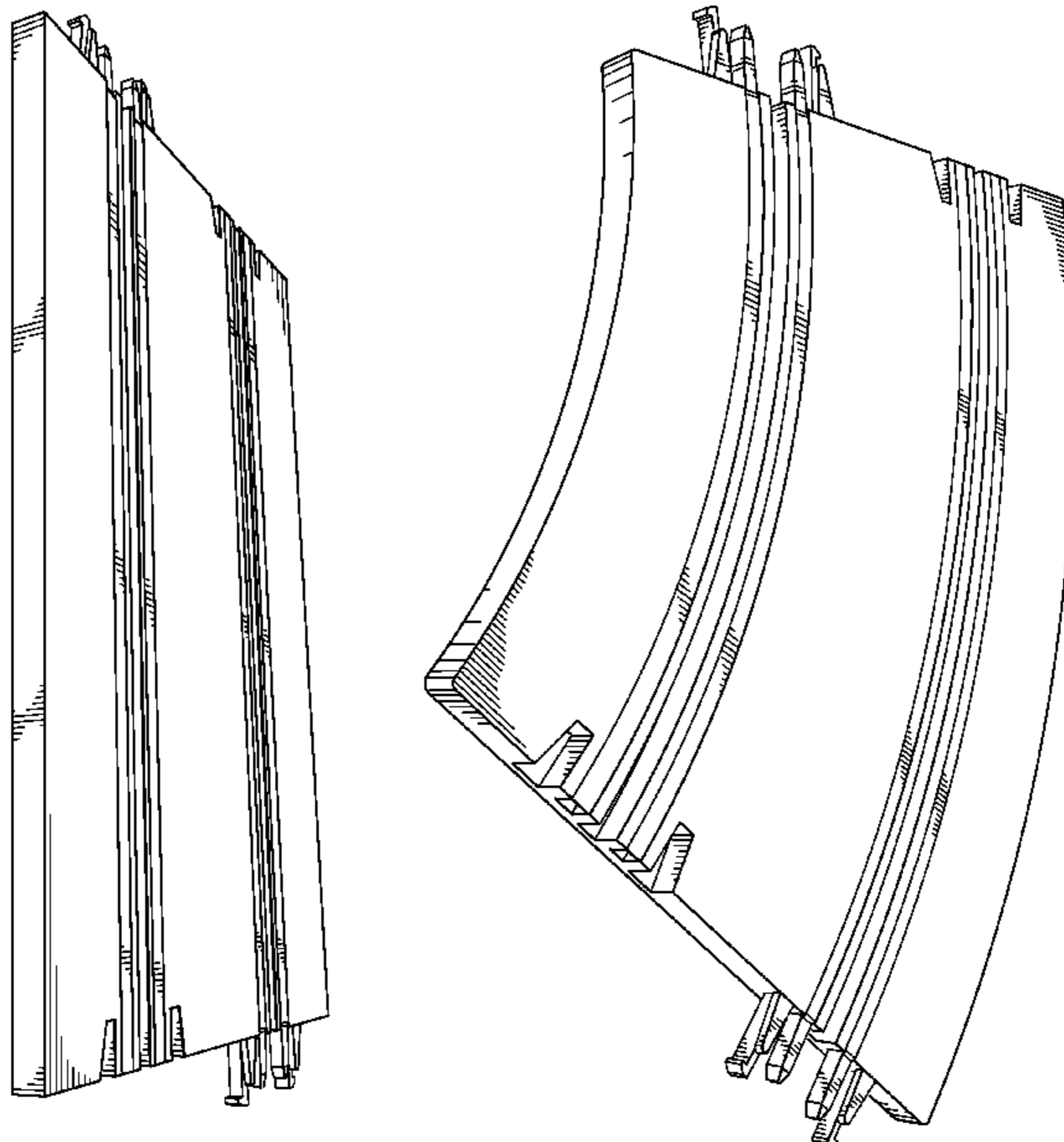
FIG. 12 is a bottom view of the alternative embodiment of the toy track shown in FIGS. 8-11;

FIG. 13 is a right side view of the alternative embodiment of the toy track shown in FIGS. 8-12; and,

FIG. 14 is a left side view of the alternative embodiment of the toy track shown in FIGS. 8-13.

The broken lines represent portions of the article that form no part of the claim.

1 Claim, 10 Drawing Sheets



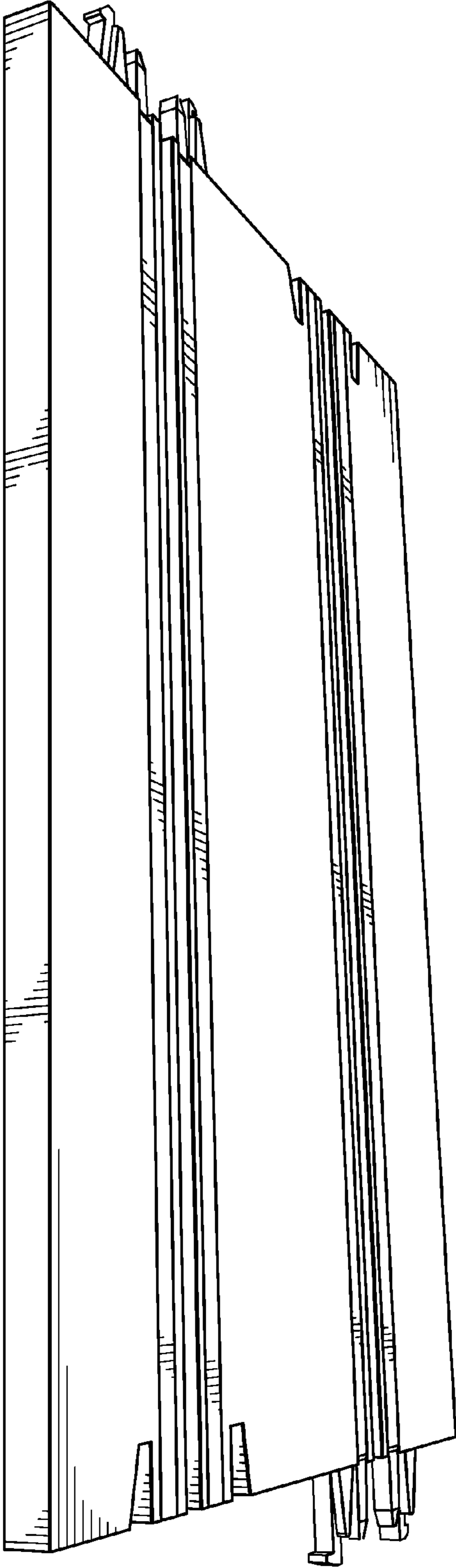


FIG. 1

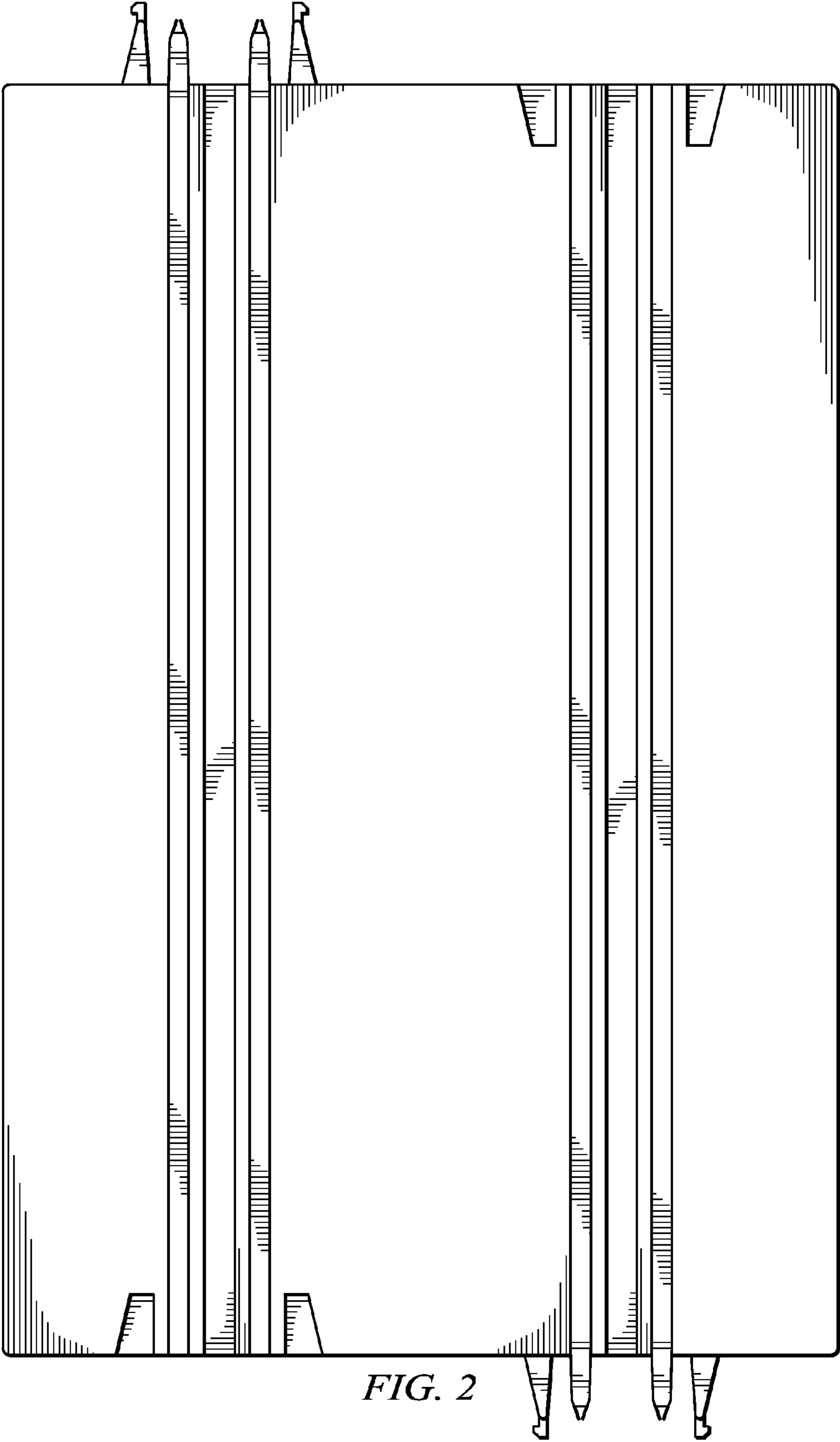


FIG. 2

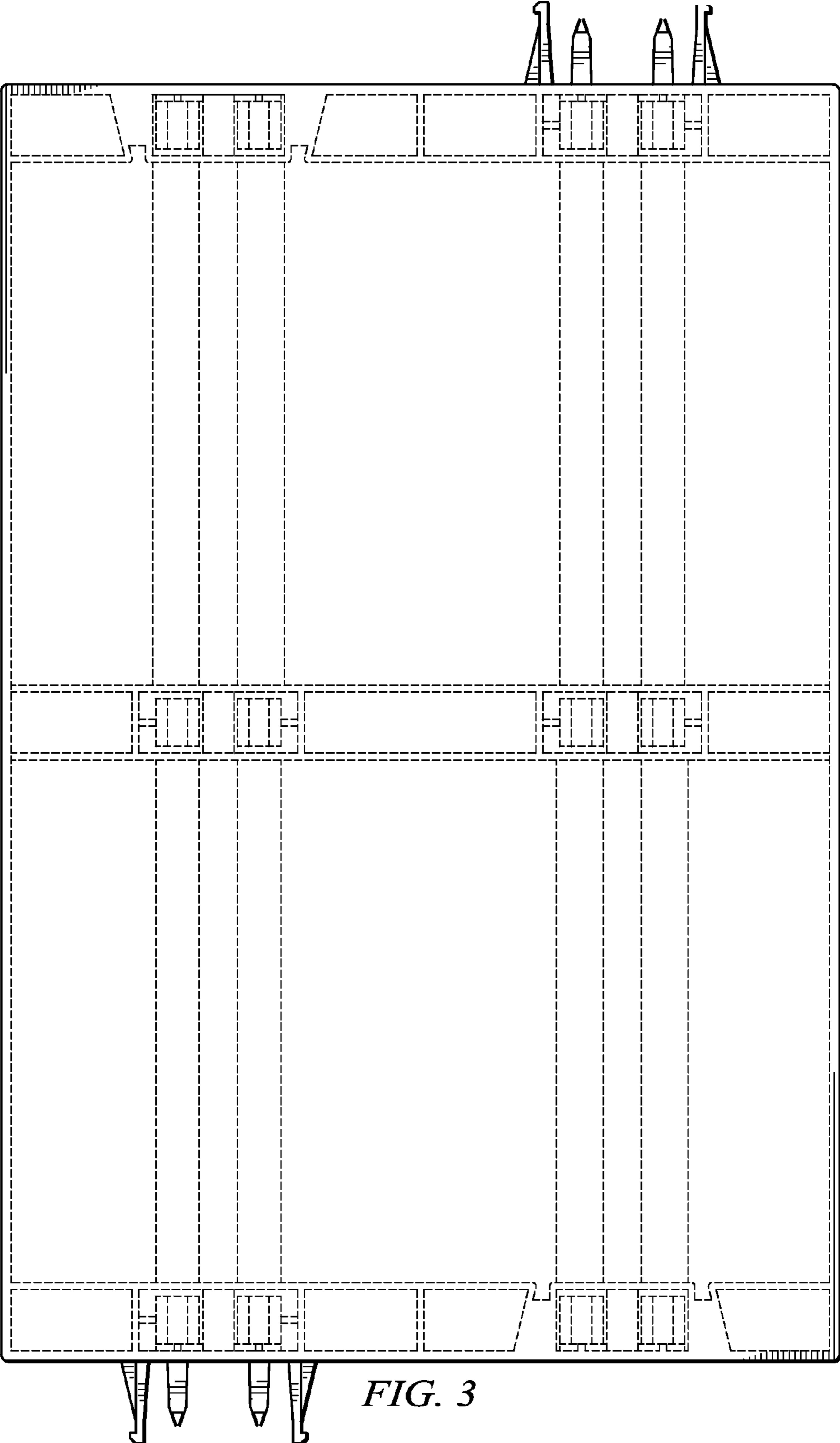


FIG. 3



FIG. 4




FIG. 5

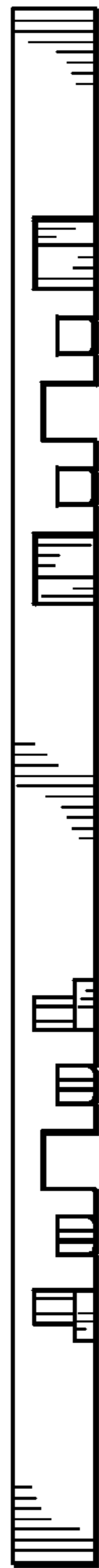


FIG. 6



FIG. 7

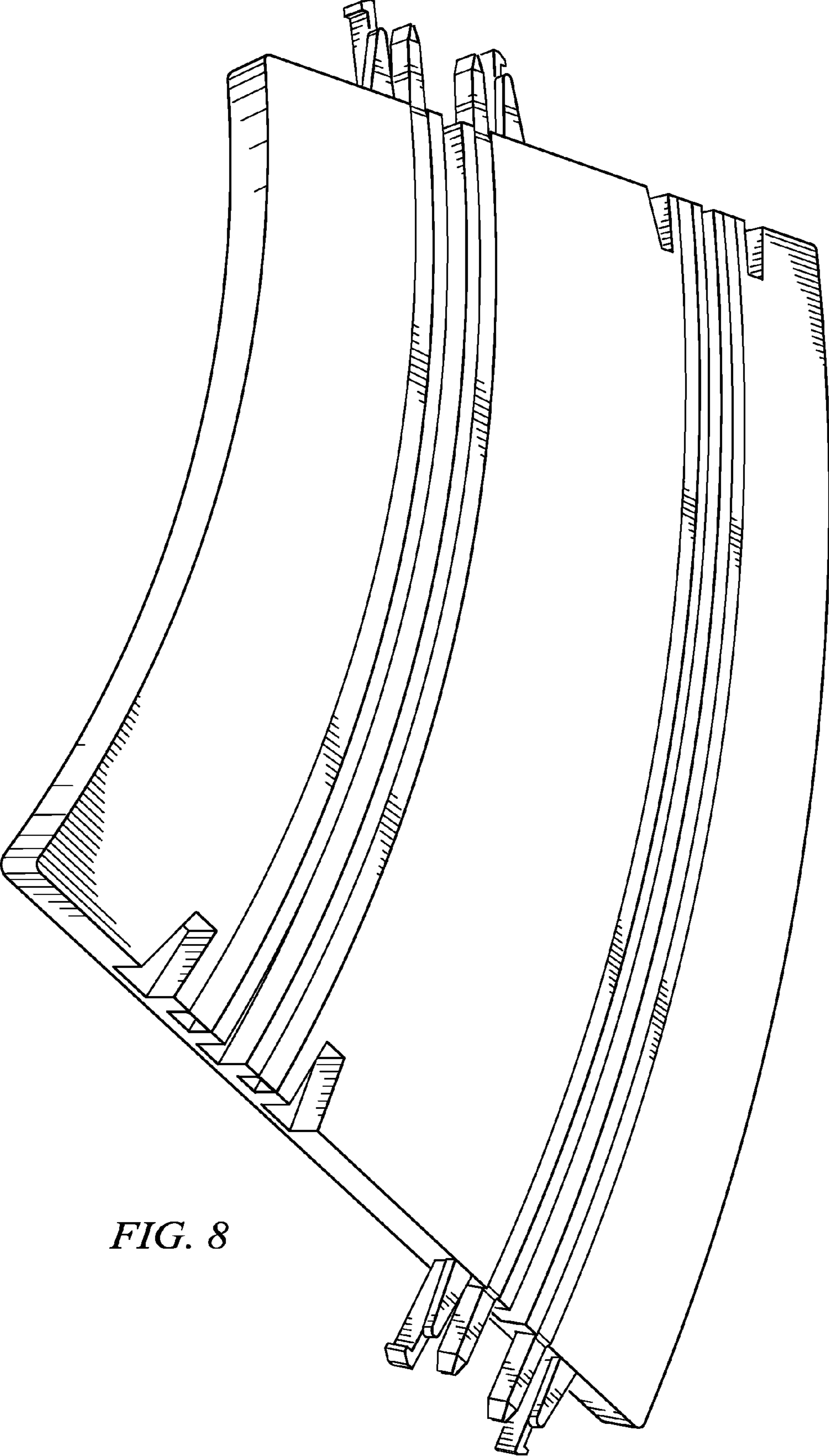


FIG. 8

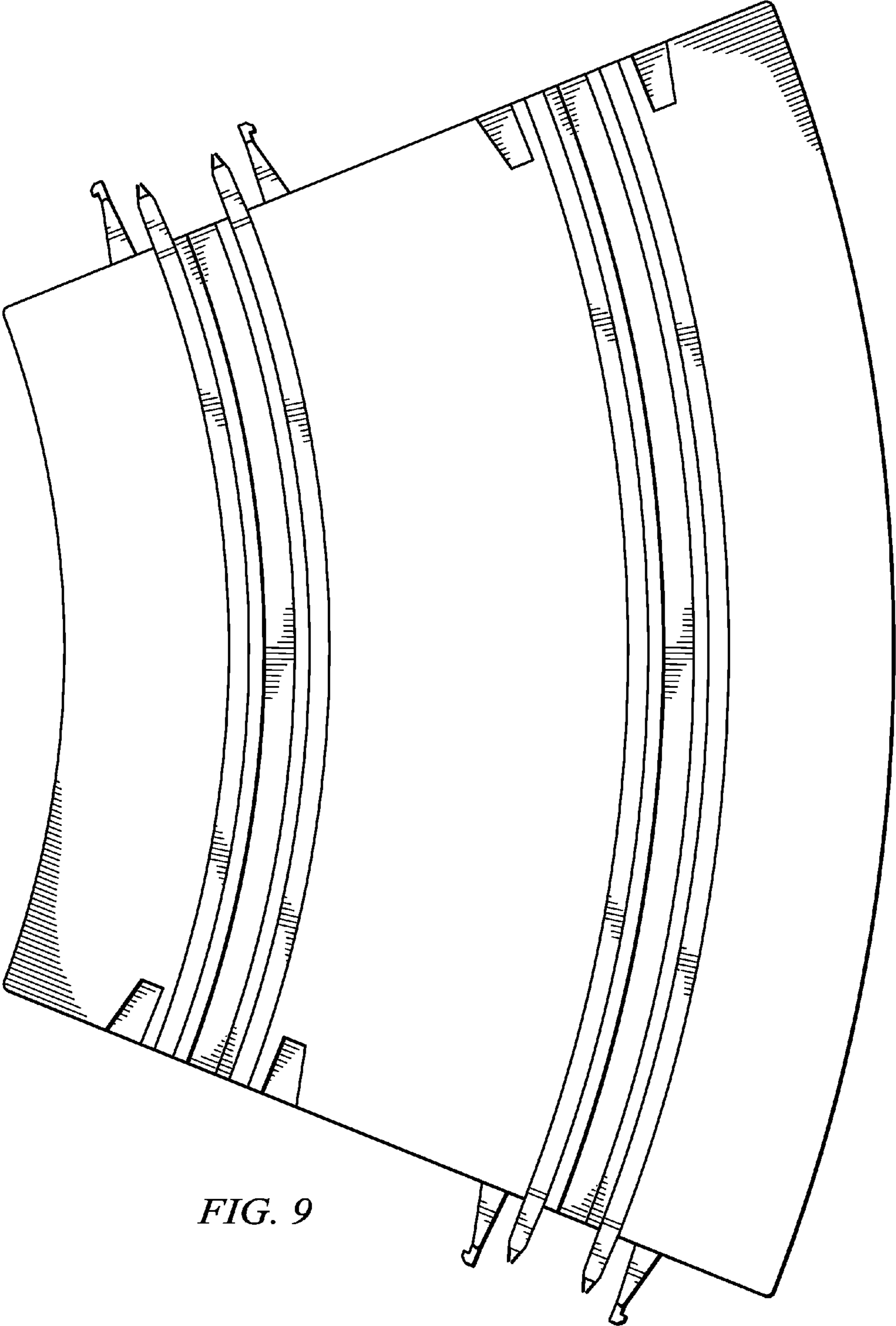


FIG. 9

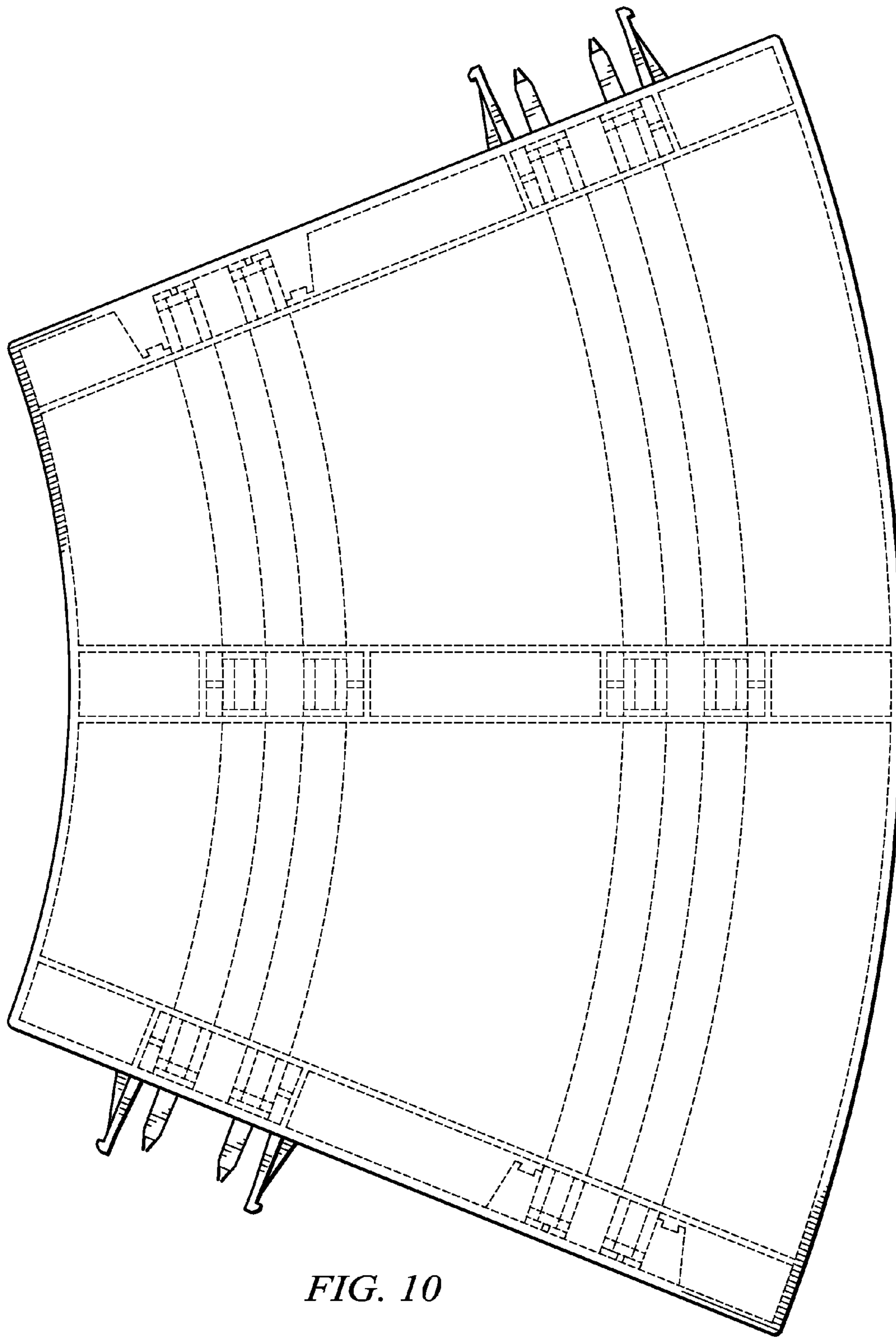


FIG. 10




FIG. 11



FIG. 12

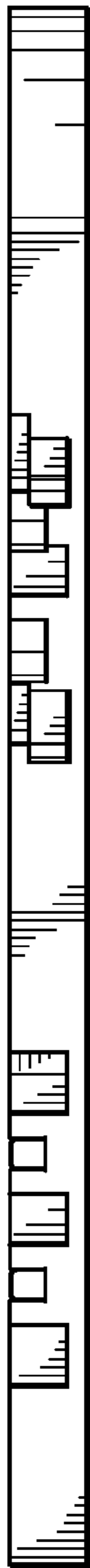


FIG. 13

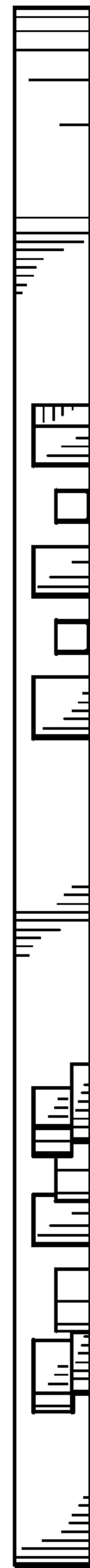


FIG. 14