



US00D651652S

(12) **United States Design Patent**  
**Bengyak**

(10) **Patent No.:** **US D651,652 S**  
(45) **Date of Patent:** **\*\* Jan. 3, 2012**

(54) **HAND SIGN**

(76) Inventor: **Christopher Edward Bengyak**, Vero Beach, FL (US)

(\*\*) Term: **14 Years**

(21) Appl. No.: **29/373,250**

(22) Filed: **Mar. 23, 2011**

(51) **LOC (9) Cl.** ..... **20-03**

(52) **U.S. Cl.** ..... **D20/29; D20/33**

(58) **Field of Classification Search** ..... D20/10, D20/12, 15, 17-19, 21, 29-33, 39-42, 99; 40/368, 446, 538, 541, 542, 549, 553, 564, 40/568, 570, 572, 575, 577, 580, 581, 584, 40/586, 582, 594, 587, 600, 615, 617-619, 40/621; D2/615; D10/109; D21/400, 568; D22/117, 118; 362/812; 446/327

See application file for complete search history.

(56) **References Cited**

**U.S. PATENT DOCUMENTS**

7,530,876	B1 *	5/2009	Wimberly	.....	446/327
D633,152	S *	2/2011	Scott	.....	D20/33
D633,944	S *	3/2011	Scott	.....	D20/33
D633,945	S *	3/2011	Scott	.....	D20/33
D633,946	S *	3/2011	Scott	.....	D20/33
D638,063	S *	5/2011	O'Con	.....	D20/29
2003/0074819	A1 *	4/2003	Corona	.....	40/586

\* cited by examiner

**OTHER PUBLICATIONS**

Promotional pitch fork-shaped cheering waver—promopeddler.com  
<http://www.promopeddler.com/product/pitch-fork-shaped-9572900.htm> pulled from the web Jun. 9, 2011.\*

*Primary Examiner* — Mary Ann Calabrese

(57) **CLAIM**

The ornamental design for a hand sign, as shown and described.

**DESCRIPTION**

FIG. 1 is a left-side elevational view of a first embodiment of a right-hand hand sign according to the invention;

FIG. 2 is a right-side elevational view of the right-hand hand sign of FIG. 1;

FIG. 3 is a perspective view from below the front of the right side of the right-hand hand sign of FIG. 1;

FIG. 4 is an enlarged perspective view from above the rear of the right side of the right-hand hand sign of FIG. 1;

FIG. 5 is an enlarged top plan view of the right-hand hand sign of FIG. 2;

FIG. 6 is an enlarged rear elevational view of the right-hand hand sign of FIG. 2;

FIG. 7 is an enlarged front elevational view of the right-hand hand sign of FIG. 2;

FIG. 8 is an enlarged bottom plan view of the right-hand hand sign of FIG. 2;

FIG. 9 is a right side elevational view of a second embodiment of a left-hand hand sign according to the invention;

FIG. 10 is a left-side elevational view of the left-hand hand sign of FIG. 9;

FIG. 11 is a perspective view from below the front of the left side of left-hand hand sign of FIG. 10;

FIG. 12 is a perspective view from above the rear of the left hand side of the left hand hand sign of FIG. 10;

FIG. 13 is an enlarged top plan view of the left hand hand sign of FIG. 10;

FIG. 14 is an enlarged front elevational view of the left-hand sign of FIG. 10;

FIG. 15 is an enlarged rear elevational view of the left-hand hand sign of FIG. 10;

FIG. 16 is an enlarged bottom plan view of the left-hand hand sign of FIG. 10;

FIG. 17 is a left-side elevational view of a third embodiment of a right-hand hand sign according to the invention;

FIG. 18 is a right-side elevational view of the right-hand hand sign of FIG. 17;

FIG. 19 is a perspective view from below the front of the right side of the right-hand hand sign of FIG. 18;

FIG. 20 is a perspective view from above the rear of the right side of the right-hand hand sign of FIG. 18;

FIG. 21 is an enlarged top plan view of the right-hand hand sign of FIG. 18;

FIG. 22 is an enlarged rear elevational view of the right-hand hand sign of FIG. 18;

FIG. 23 is an enlarged front elevational view of the right-hand hand sign of FIG. 18;




FIG. **24** is an enlarged bottom plan view of the right-hand hand sign of FIG. **18**;

FIG. **25** is a right-side elevational view of a fourth embodiment of a left-hand hand sign according to the invention;

FIG. **26** is a left-side elevational view of the left-hand hand sign of FIG. **25**;

FIG. **27** is a perspective view from below the front of the left side of the left-hand hand sign of FIG. **26**;

FIG. **28** is a perspective view from above the rear of the left-hand hand side of FIG. **26**;

FIG. **29** is an enlarged top plan view of the left hand hand sign of FIG. **26**;

FIG. **30** is an enlarged front elevational view of the left-hand sign of FIG. **26**;

FIG. **31** is an enlarged rear elevational view of the left-hand hand sign of FIG. **26**; and,

FIG. **32** is an enlarged bottom plan view of the left-hand hand sign of FIG. **26**.

**1 Claim, 12 Drawing Sheets**

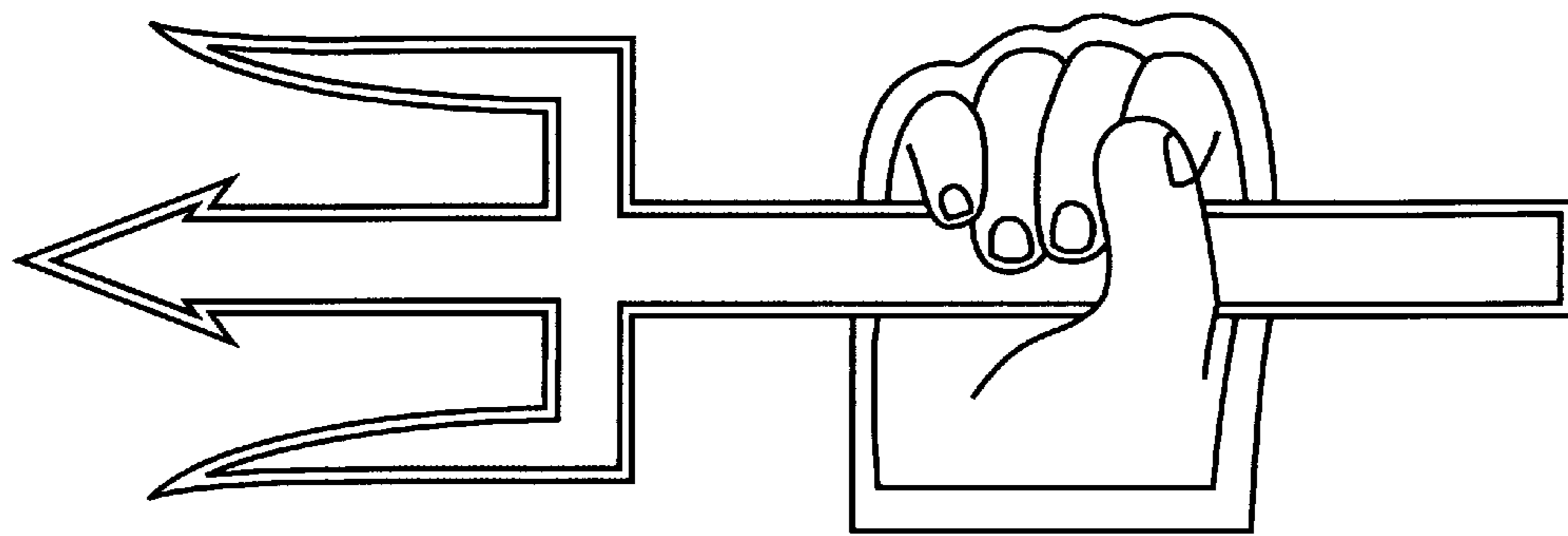


FIG. 1

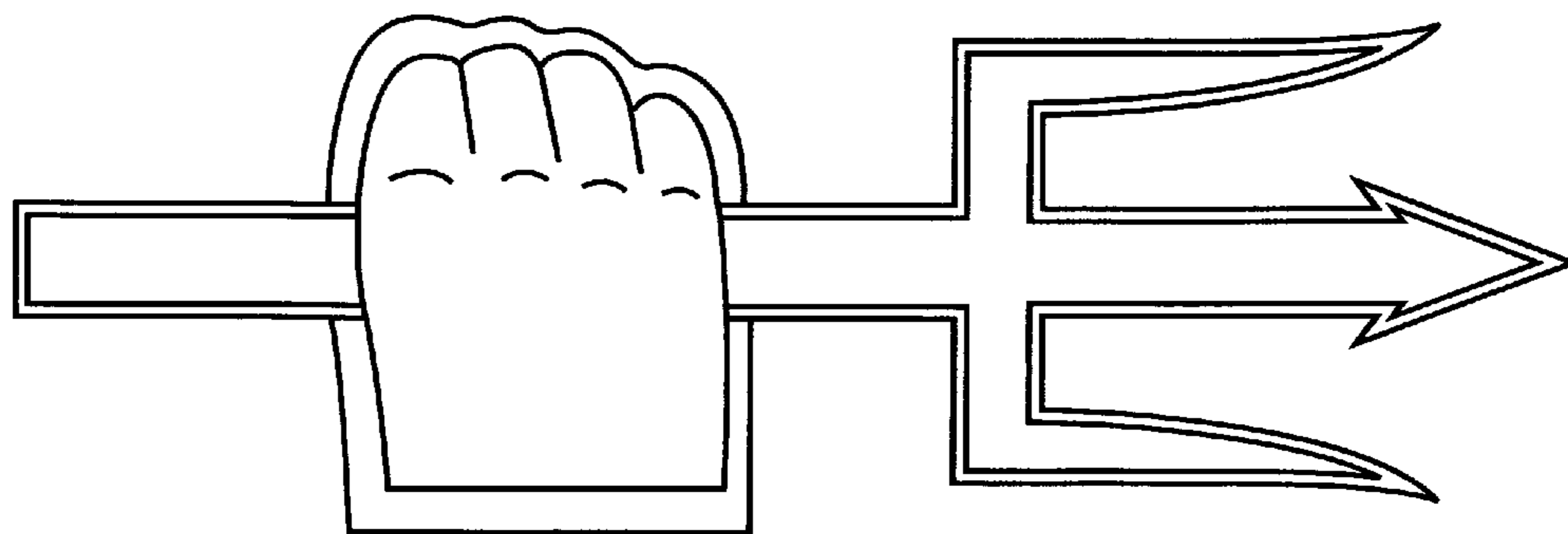


FIG. 2

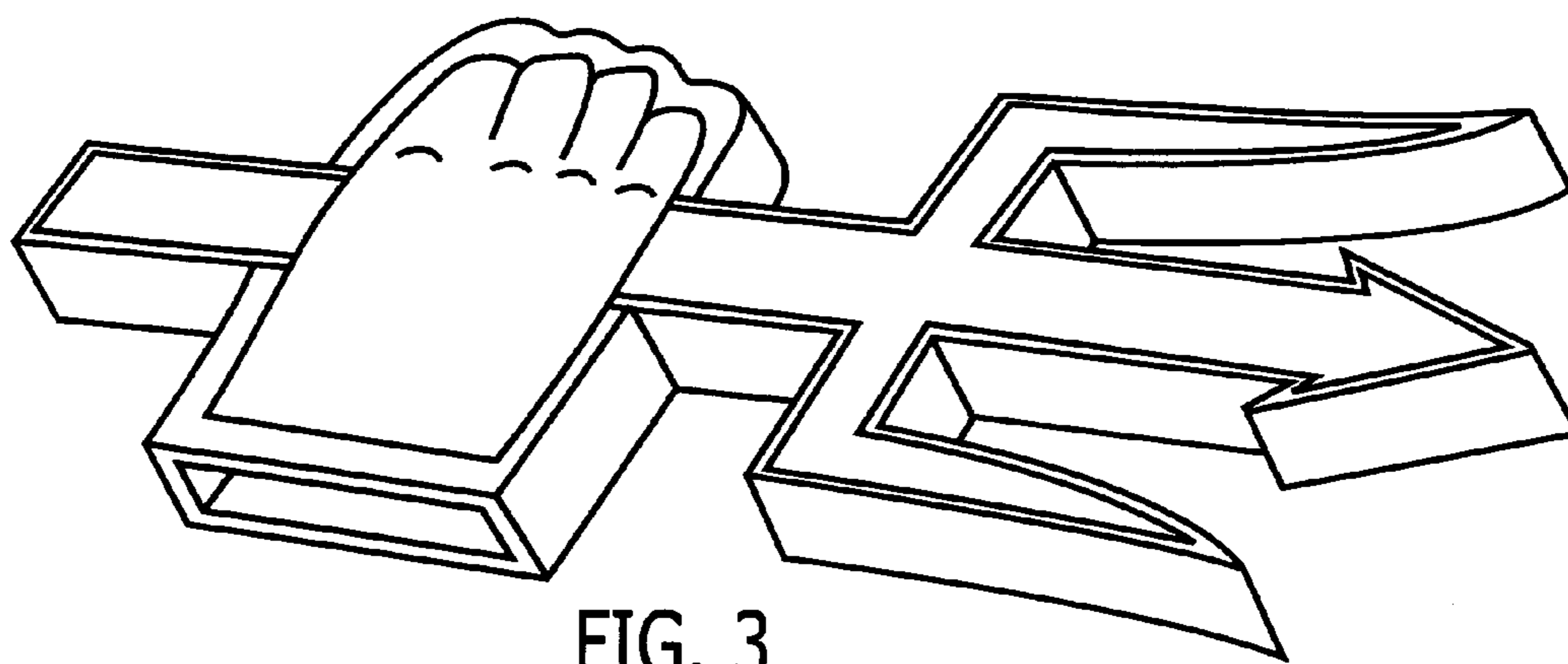


FIG. 3

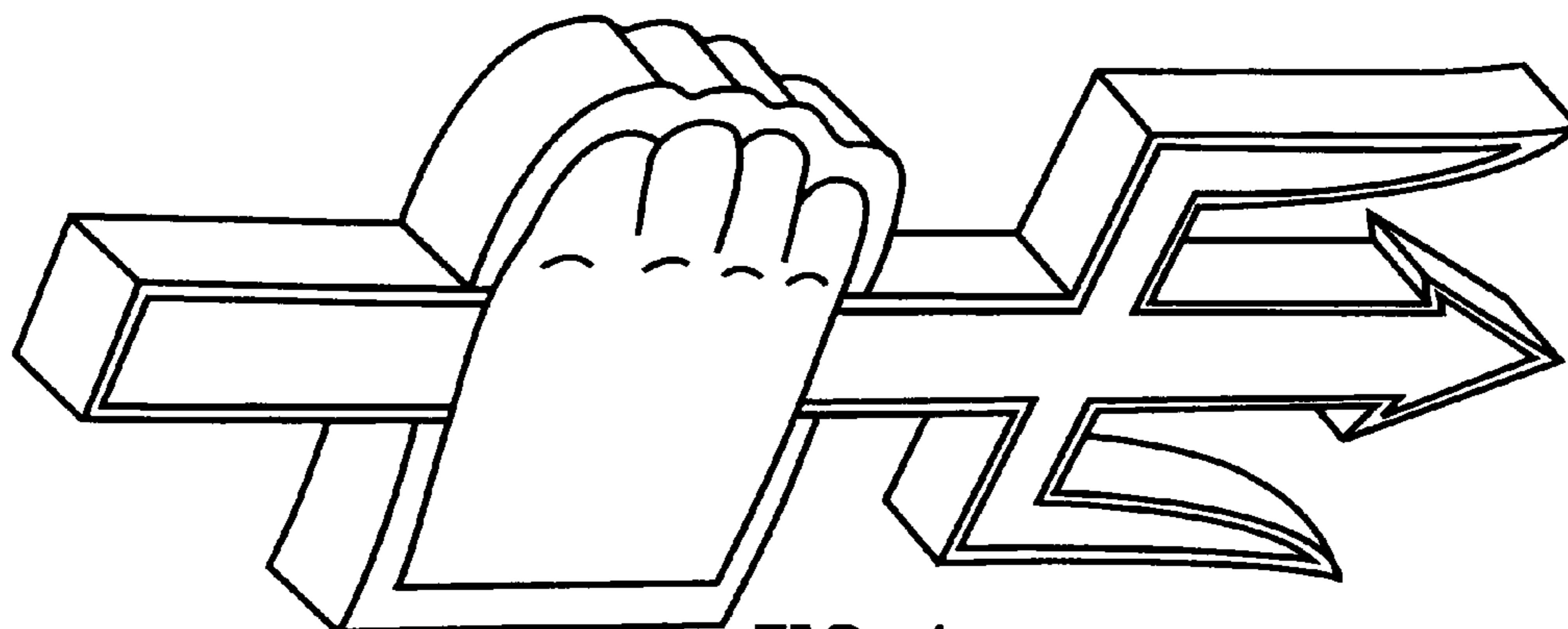


FIG. 4



FIG. 5




FIG. 6



FIG. 7



FIG. 8

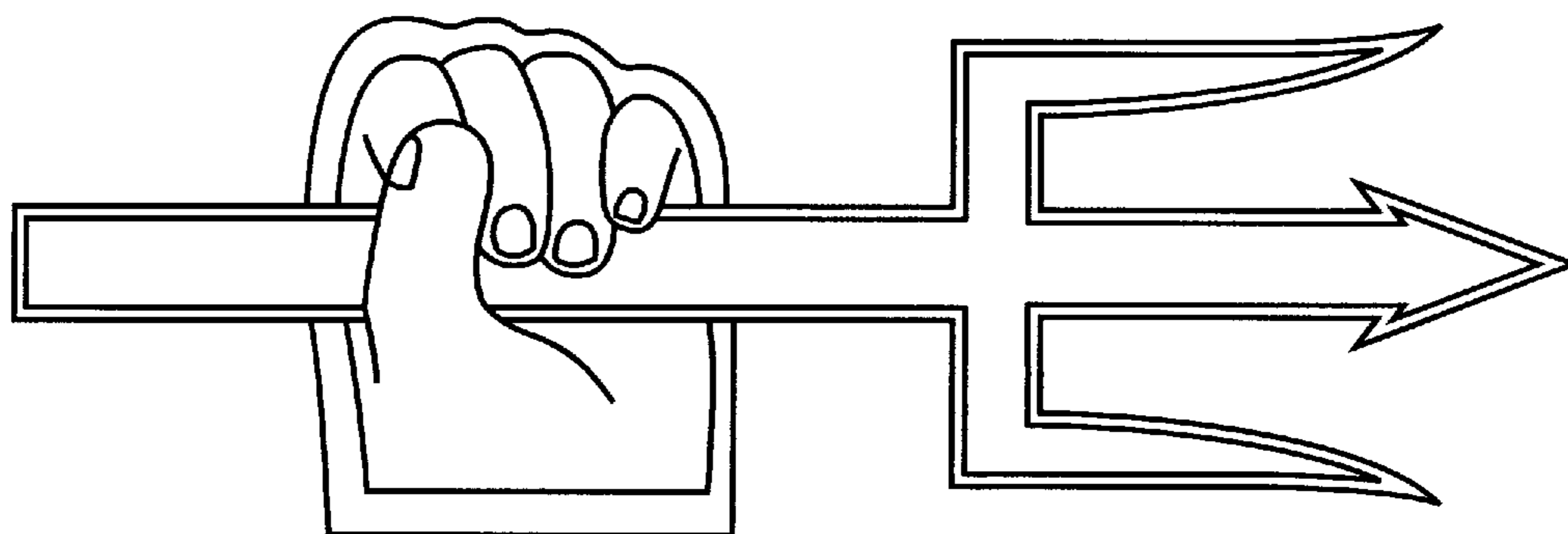


FIG. 9




FIG. 10

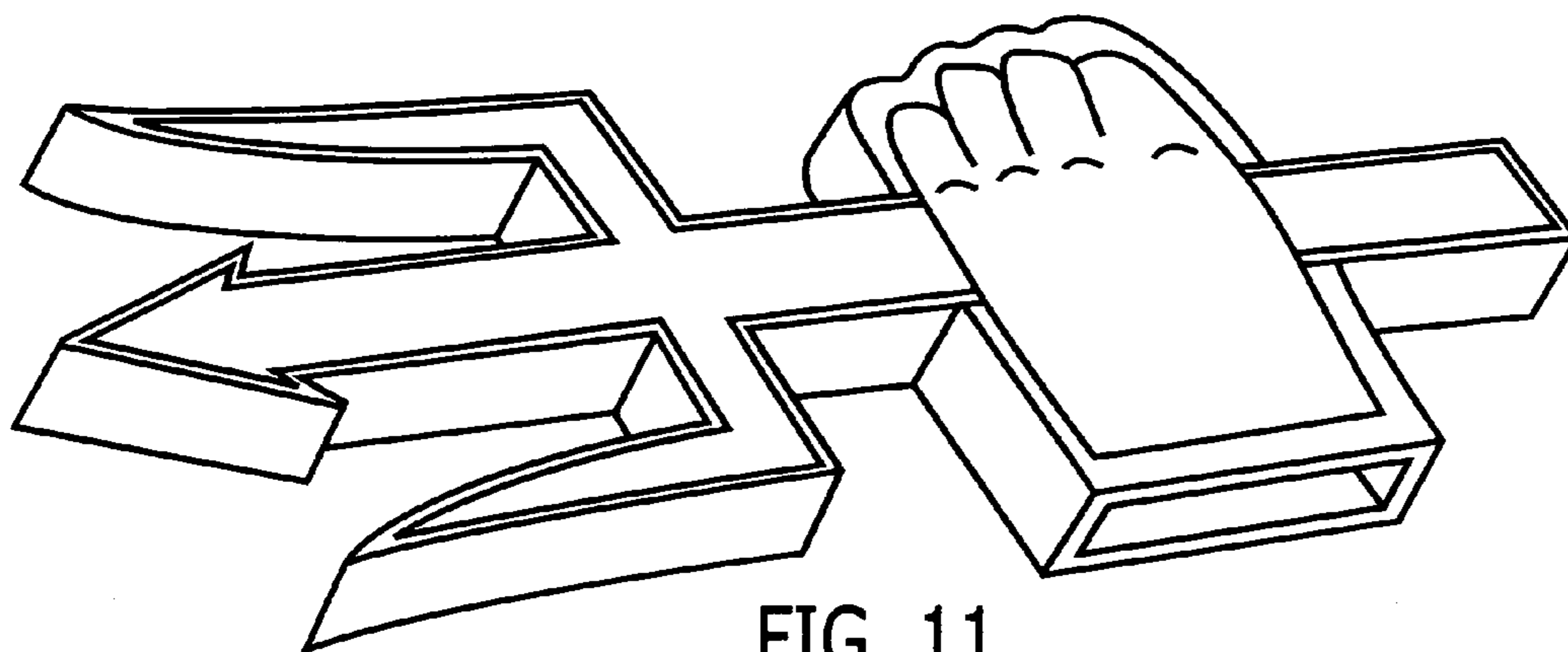


FIG. 11




FIG. 12



FIG. 13



FIG. 14



FIG. 15



FIG. 16






FIG. 17




FIG. 18




FIG. 19




FIG. 20



FIG. 21




FIG. 22



FIG. 23



FIG. 24




FIG. 25




FIG. 26




FIG. 27

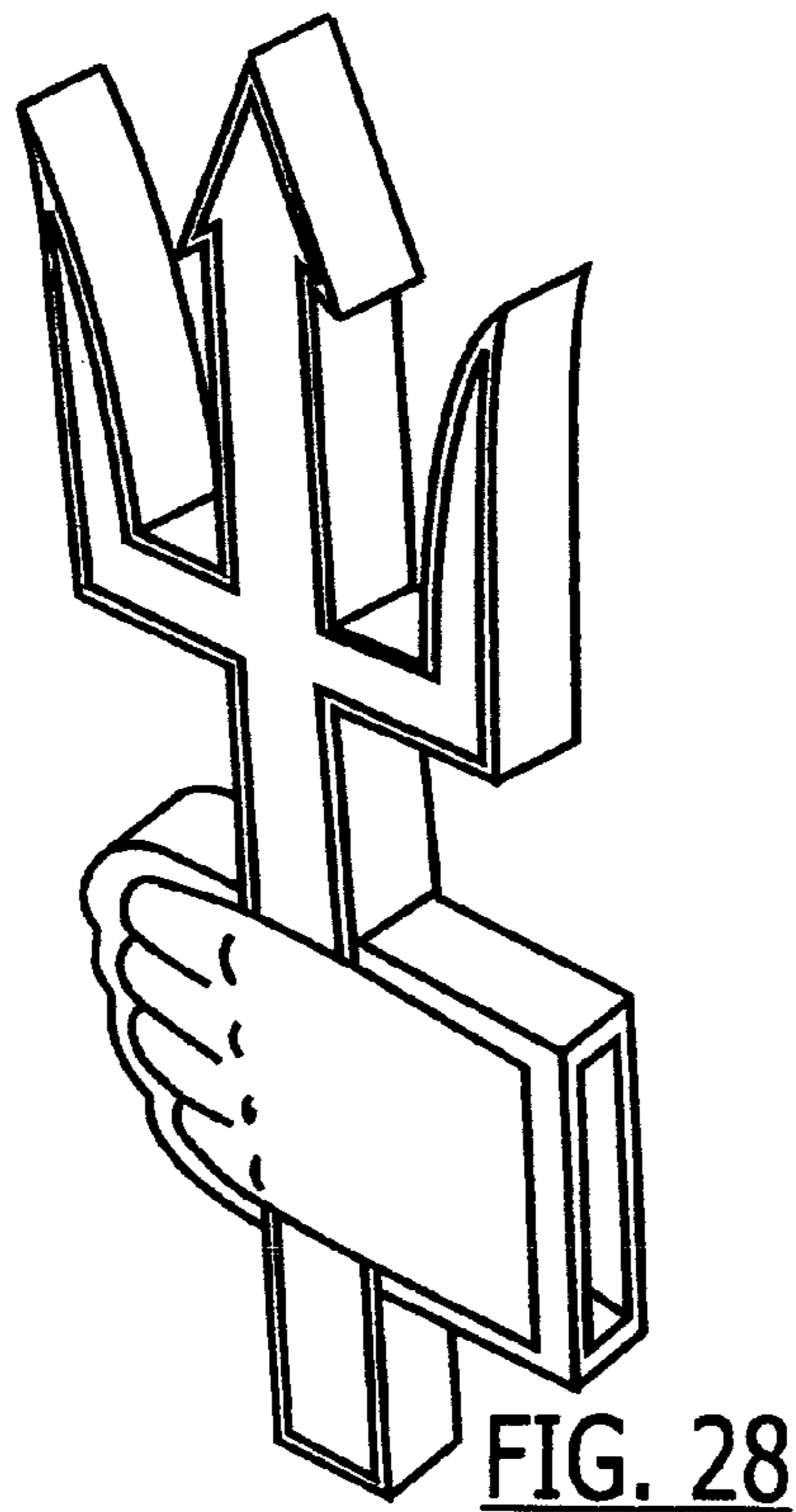


FIG. 28



FIG. 29




FIG. 30



FIG. 31



FIG. 32