



US00D651641S

(12) **United States Design Patent**  
**Fulton**

(10) **Patent No.:** **US D651,641 S**  
(45) **Date of Patent:** **\*\* Jan. 3, 2012**

(54) **NOSE PIECE ASSEMBLY FOR SAFETY EYEWEAR**

5,828,438 A	10/1998	Kuo-Tseng	
5,971,538 A *	10/1999	Heffner	351/137
6,106,117 A *	8/2000	Huang Lin	351/136
7,380,934 B1 *	6/2008	Wang Lee	351/137
7,543,933 B2 *	6/2009	Lee	351/138

(75) Inventor: **Rita Fulton**, Wrentham, MA (US)

(73) Assignee: **Sperian Eye & Face Protection, Inc.**,  
Smithfield, RI (US)

(\*\*) Term: **14 Years**

(21) Appl. No.: **29/344,355**

(22) Filed: **Sep. 28, 2009**

(51) **LOC (9) Cl.** ..... **16-06**

(52) **U.S. Cl.** ..... **D16/333**

(58) **Field of Classification Search** ..... D16/101,  
D16/300-342; D29/109-110; D24/110.2;  
351/41, 44, 51-52, 62, 158, 92, 103-123,  
351/140, 153, 45-46, 136-139; 2/426-432,  
2/447-449, 441, 434-437, 13, 15; D21/483,  
D21/659-661

See application file for complete search history.

(56) **References Cited**

**U.S. PATENT DOCUMENTS**

2,881,661 A	4/1959	Laisne	
3,043,191 A	7/1962	Lanski	
3,233,956 A	2/1966	DeAngelis	
3,476,468 A	11/1969	Fortenberry	
4,470,674 A	9/1984	Piampiano	
4,704,015 A *	11/1987	Grendol et al.	351/138
4,810,080 A	3/1989	Grendol et al.	
4,822,159 A	4/1989	Gaiser	
4,925,292 A	5/1990	Negishi	
5,016,292 A	5/1991	Rademacher	
5,227,817 A	7/1993	Simioni	
5,412,438 A	5/1995	Bolle	
5,526,070 A	6/1996	Simioni	
5,737,055 A	4/1998	Dittmeier	
5,757,457 A	5/1998	Conway	
5,790,230 A	8/1998	Sved	

**FOREIGN PATENT DOCUMENTS**

FR	2603998 A1	3/1988
JP	6208091 A1	7/1994
JP	8182701 A	7/1996
JP	11133360 A	5/1999

\* cited by examiner

*Primary Examiner* — Raphael Barkai

(74) *Attorney, Agent, or Firm* — Barlow, Josephs & Holmes, Ltd.

(57) **CLAIM**

The ornamental design for a nose piece assembly for safety eyewear, as shown and described.

**DESCRIPTION**

FIG. 1 is a front perspective view of the nose piece assembly in accordance with the present invention, the dashed lines forming no part of the claimed design;

FIG. 2 is a front view thereof, the dashed lines forming no part of the claimed design;

FIG. 3 is a rear view thereof, the dashed lines forming no part of the claimed design;

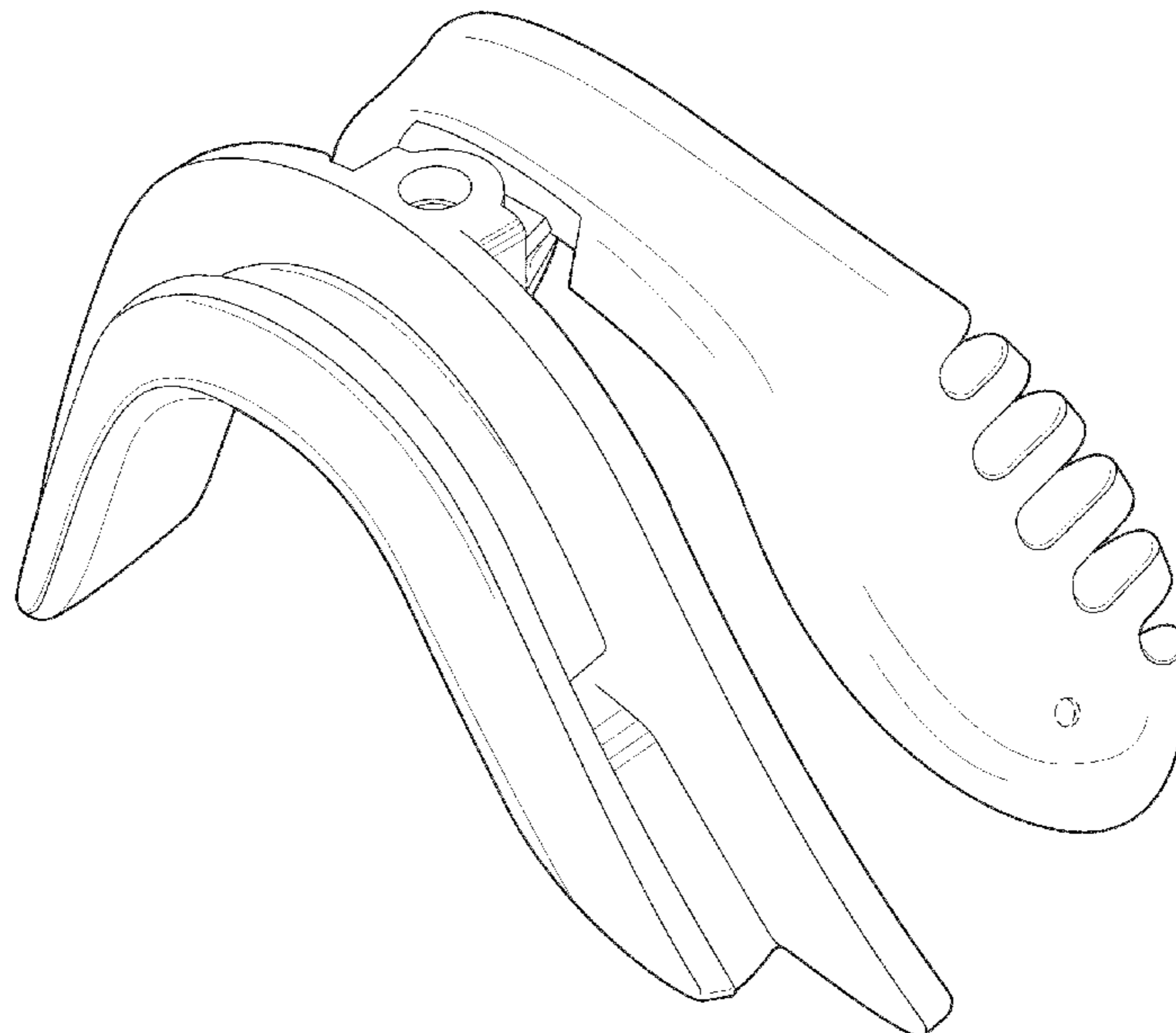
FIG. 4 is a right view thereof, the dashed lines forming no part of the claimed design;

FIG. 5 is a left view thereof, the dashed lines forming no part of the claimed design;

FIG. 6 is a top view thereof, the dashed lines forming no part of the claimed design; and,

FIG. 7 is bottom view thereof, the dashed lines forming no part of the claimed design.

**1 Claim, 7 Drawing Sheets**



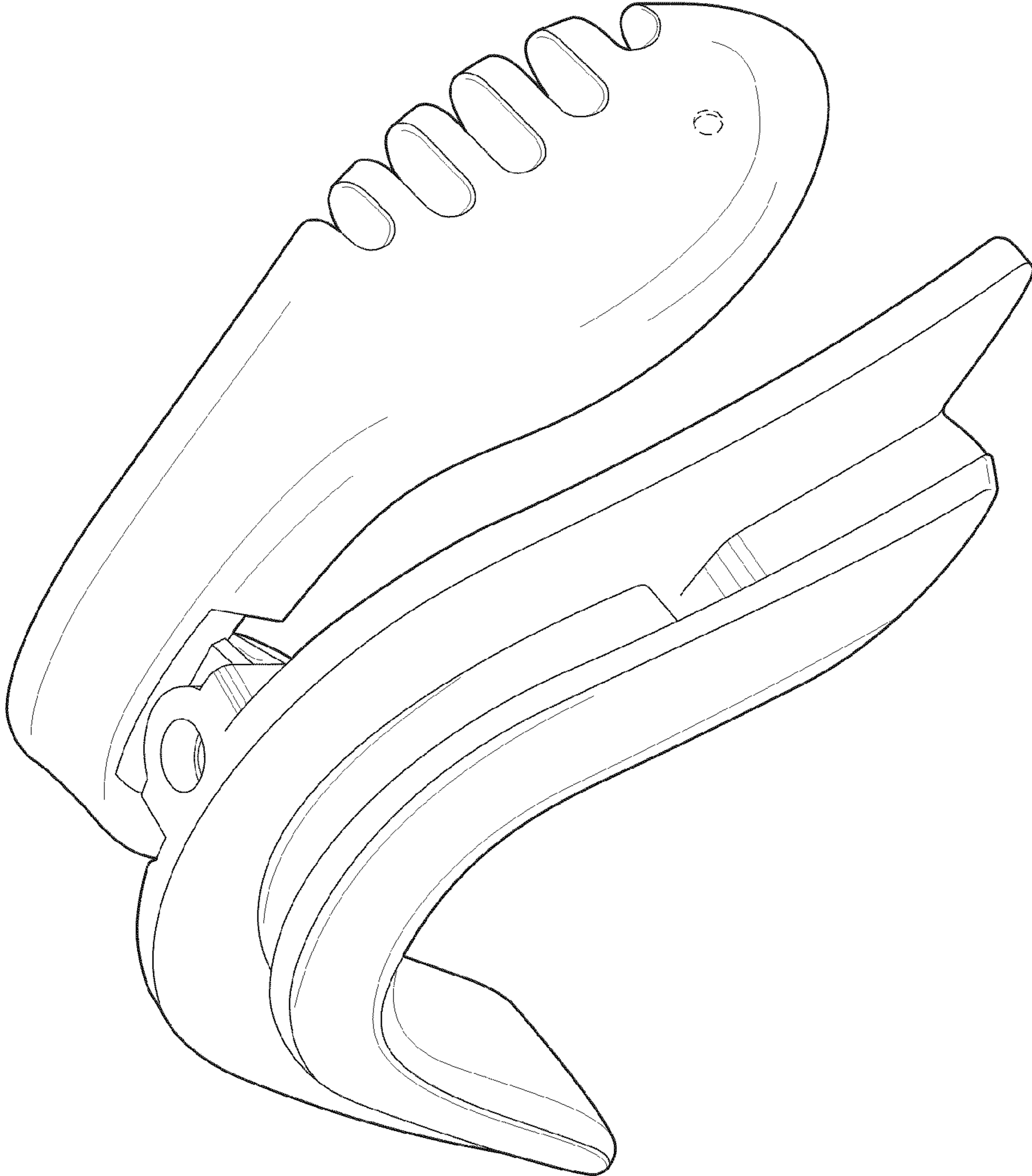


Fig. 1




Fig. 2

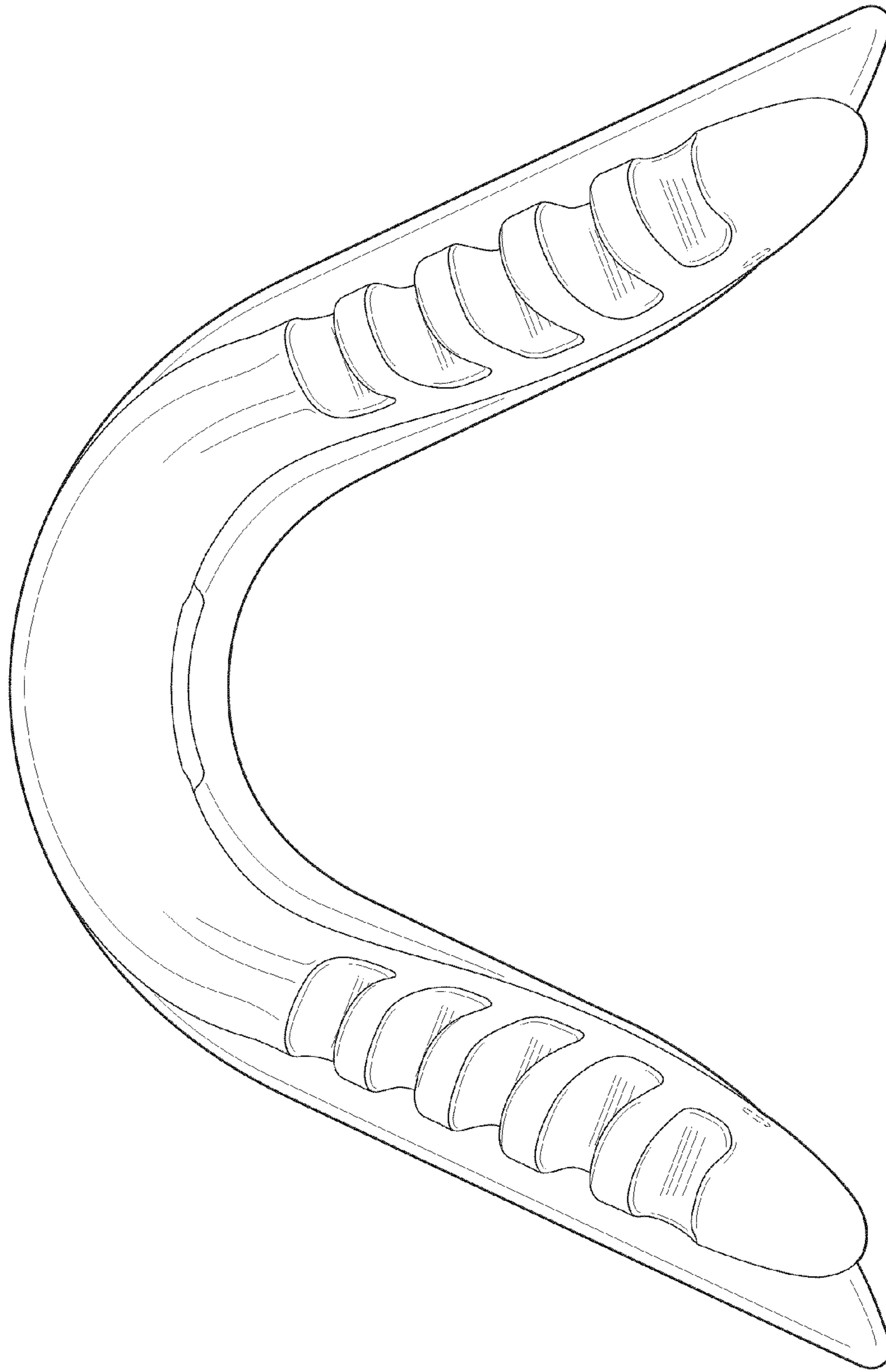


Fig. 3

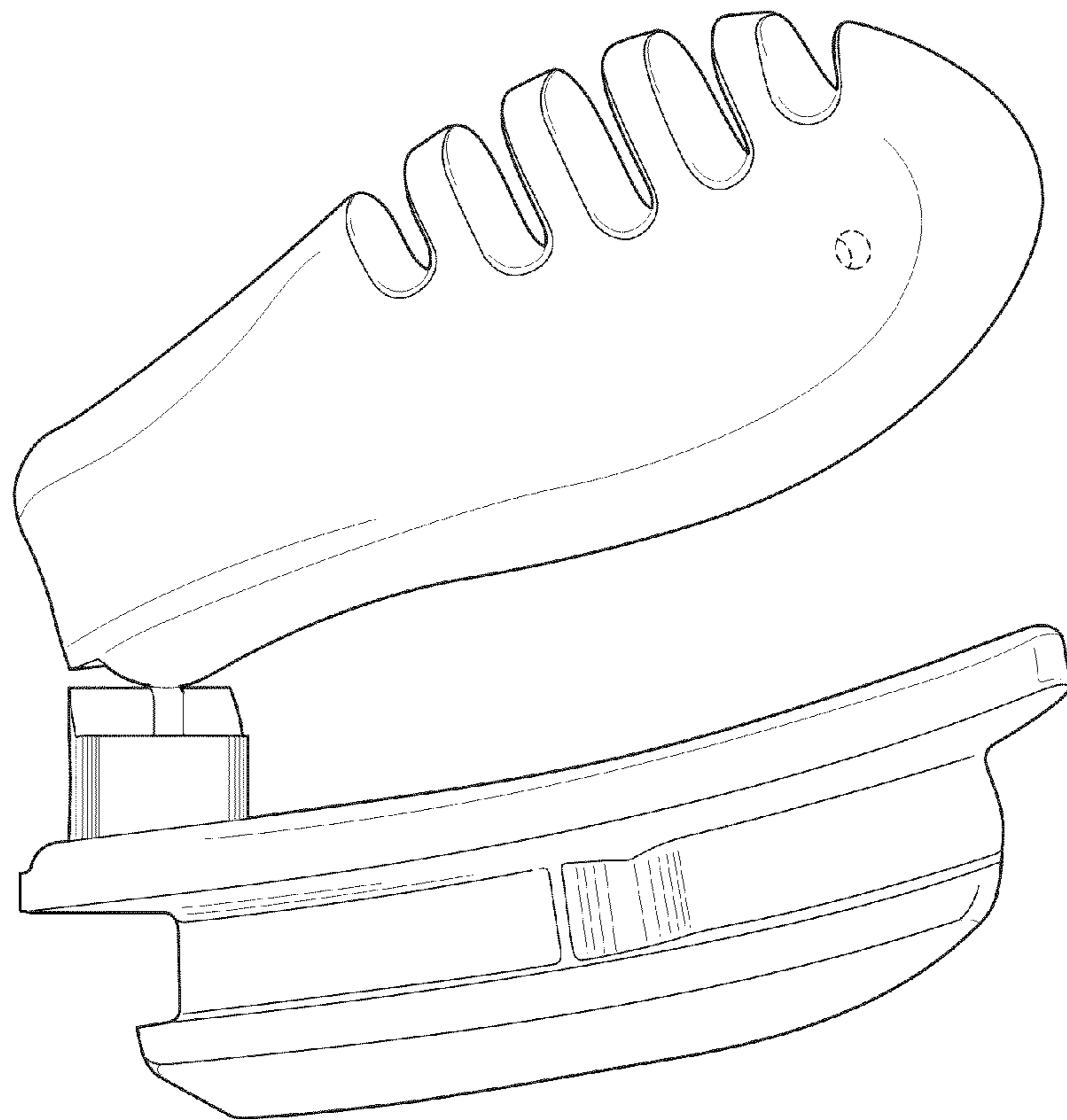


Fig. 4



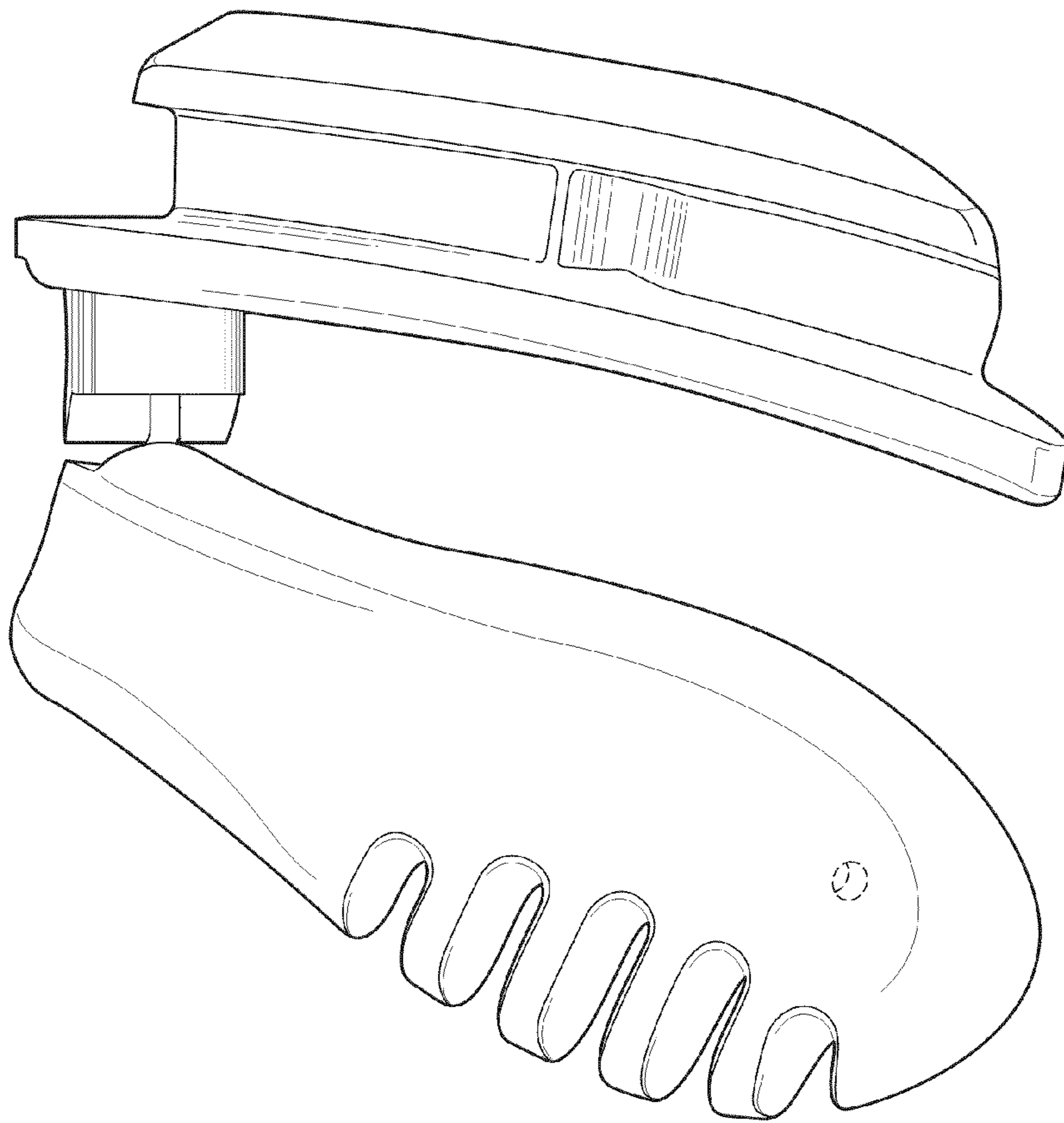


Fig. 5

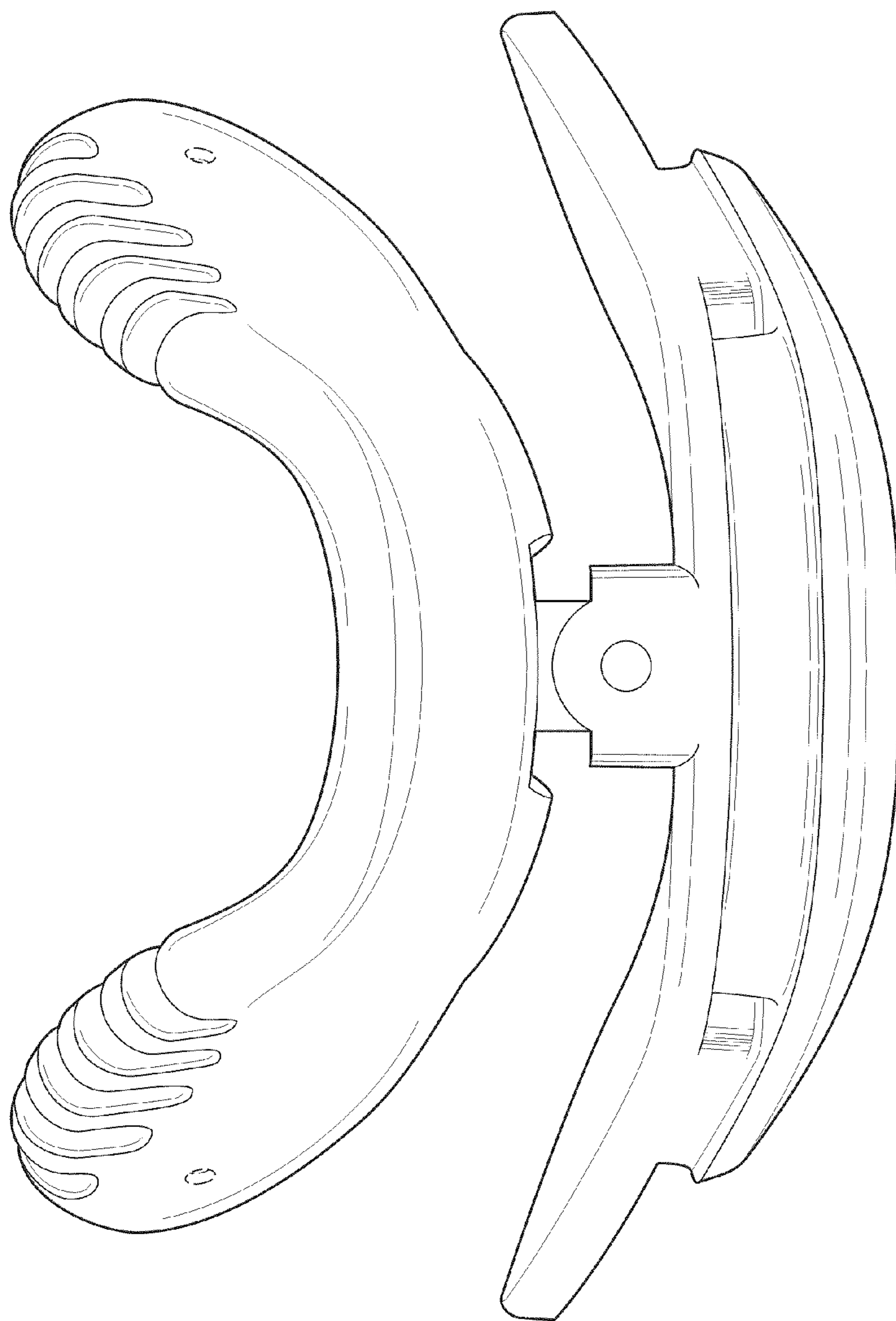


Fig. 6




Fig. 7