



US00D651608S

(12) **United States Design Patent**
Allen et al.

(10) **Patent No.:** **US D651,608 S**
(45) **Date of Patent:** **** Jan. 3, 2012**

(54) **DUAL DISPLAY DEVICE WITH ANIMATED IMAGE**

(75) Inventors: **Andrew Allen**, Seattle, WA (US);
Jonathan Reed Harris, Redmond, WA (US)

(73) Assignee: **Microsoft Corporation**, Redmond, WA (US)

(**) Term: **14 Years**

(21) Appl. No.: **29/355,489**

(22) Filed: **Feb. 9, 2010**

(51) **LOC (9) Cl.** **32-00**

(52) **U.S. Cl.** **D14/485**

(58) **Field of Classification Search** D14/485-495;
715/700-867

See application file for complete search history.

(56) **References Cited**

U.S. PATENT DOCUMENTS

D479,243	S	*	9/2003	Ohashi et al.	D14/486
D479,720	S	*	9/2003	Ohashi et al.	D14/486
D594,024	S	*	6/2009	King	D14/488
7,552,387	B2	*	6/2009	Shen et al.	715/716
D599,806	S	*	9/2009	Brown et al.	D14/485
7,665,033	B2	*	2/2010	Byrne et al.	715/782
D613,300	S	*	4/2010	Chaudhri	D14/488
D619,146	S	*	7/2010	Flik et al.	D14/493
D624,088	S	*	9/2010	Salay et al.	D14/486
D624,932	S	*	10/2010	Chaudhri	D14/488
D627,361	S	*	11/2010	Lew et al.	D14/485
D633,921	S	*	3/2011	Brinda	D14/488
D638,853	S	*	5/2011	Brinda	D14/488

* cited by examiner

Primary Examiner — Cathron Brooks

Assistant Examiner — Deanna Fluegeman

(74) *Attorney, Agent, or Firm* — Banner & Witcoff, Ltd.

(57) **CLAIM**

The ornamental design for a dual display device with animated image, as shown and described.

DESCRIPTION

FIG. 1 is a front view of a dual display device with a first image in the sequence for an animated image showing our new design;

FIG. 2 is the second image thereof;

FIG. 3 is the third image thereof;

FIG. 4 is the fourth image thereof;

FIG. 5 is the fifth image thereof;

FIG. 6 is the sixth image thereof;

FIG. 7 is the seventh image thereof;

FIG. 8 is the eighth image thereof;

FIG. 9 is the ninth image thereof;

FIG. 10 is the tenth image thereof;

FIG. 11 is the eleventh image thereof;

FIG. 12 is the twelfth image thereof;



FIG. 13 is the thirteenth image thereof;

FIG. 14 is the fourteenth image thereof; and,

FIG. 15 is the fifteenth image thereof.

The appearance of the animated image sequentially transitions between the images shown in FIGS. 1-15. The process or period in which one image transitions to another forms no part of the claimed design. The even length broken line showings of text and various regions and the unshaded areas there within form no part of the claimed design. The two solid line outermost rectangles of the claimed design form the outer edges of the animated image which are congruent with the inner edges of the dual frames of the display device. The uneven length broken line showing of the remainder of the device illustrates unclaimed environment and form no part of the claimed design.

1 Claim, 15 Drawing Sheets






FIG. 1




FIG. 2




FIG. 3




FIG. 4




FIG. 5

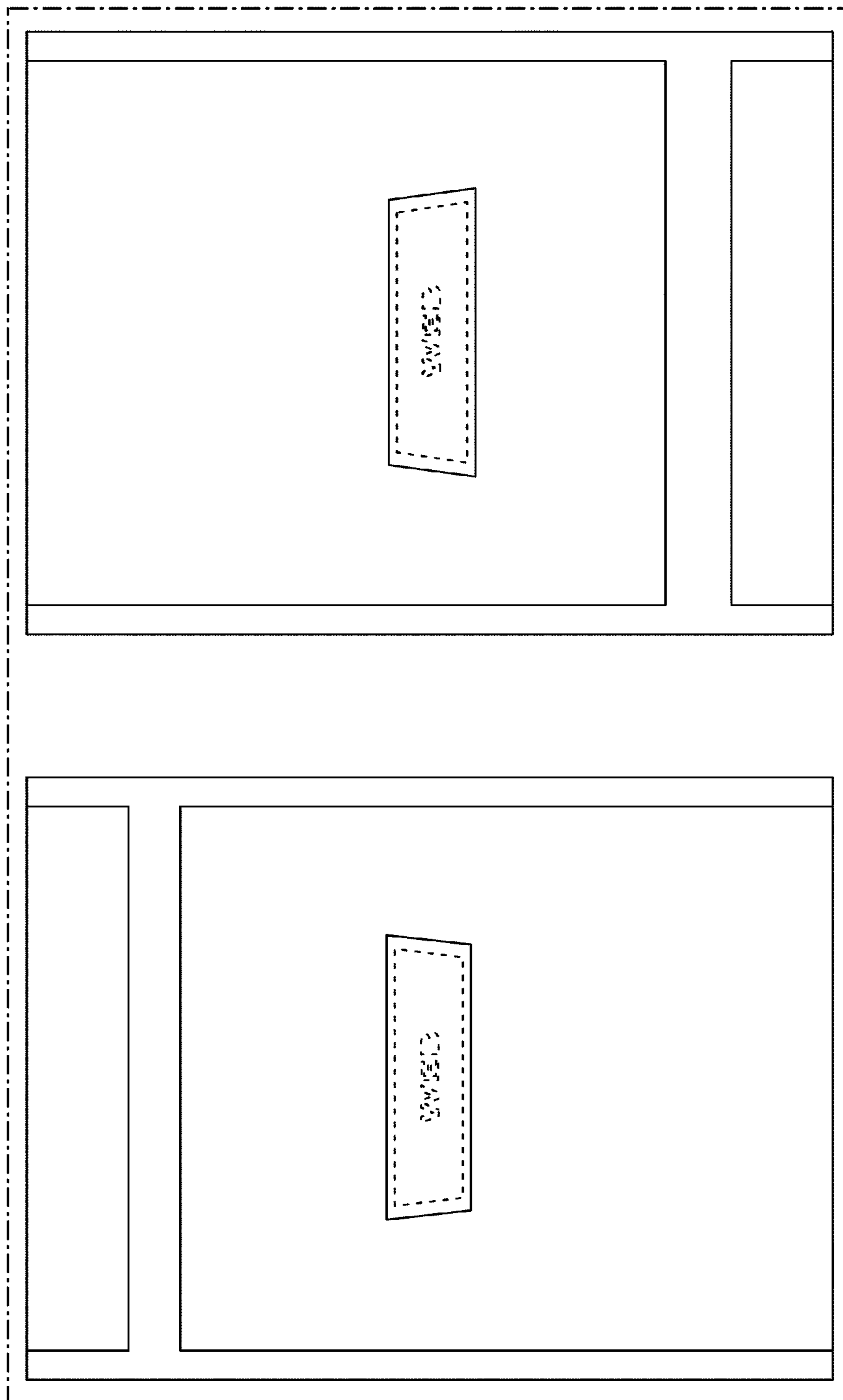


FIG. 6




FIG. 7

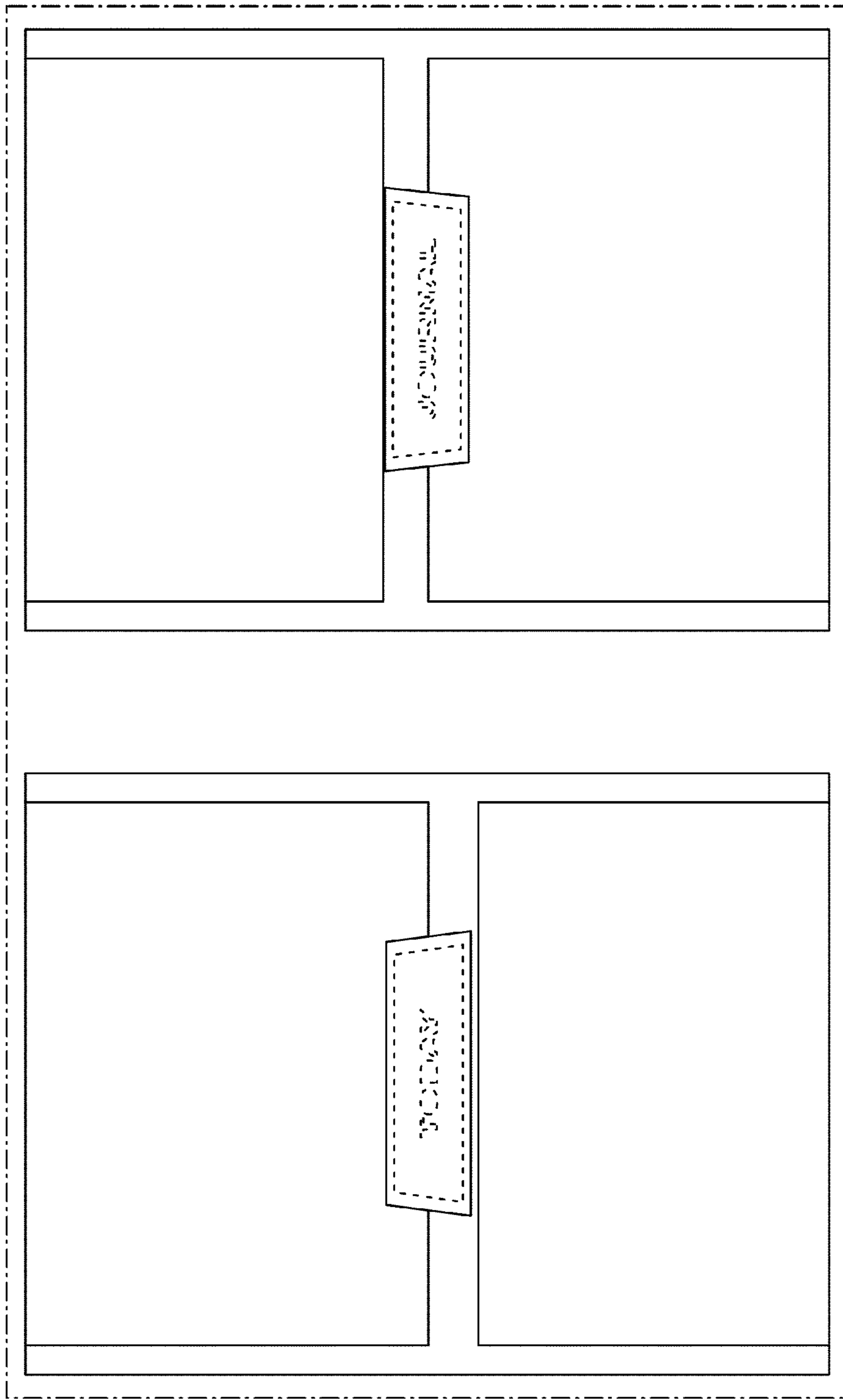


FIG. 8

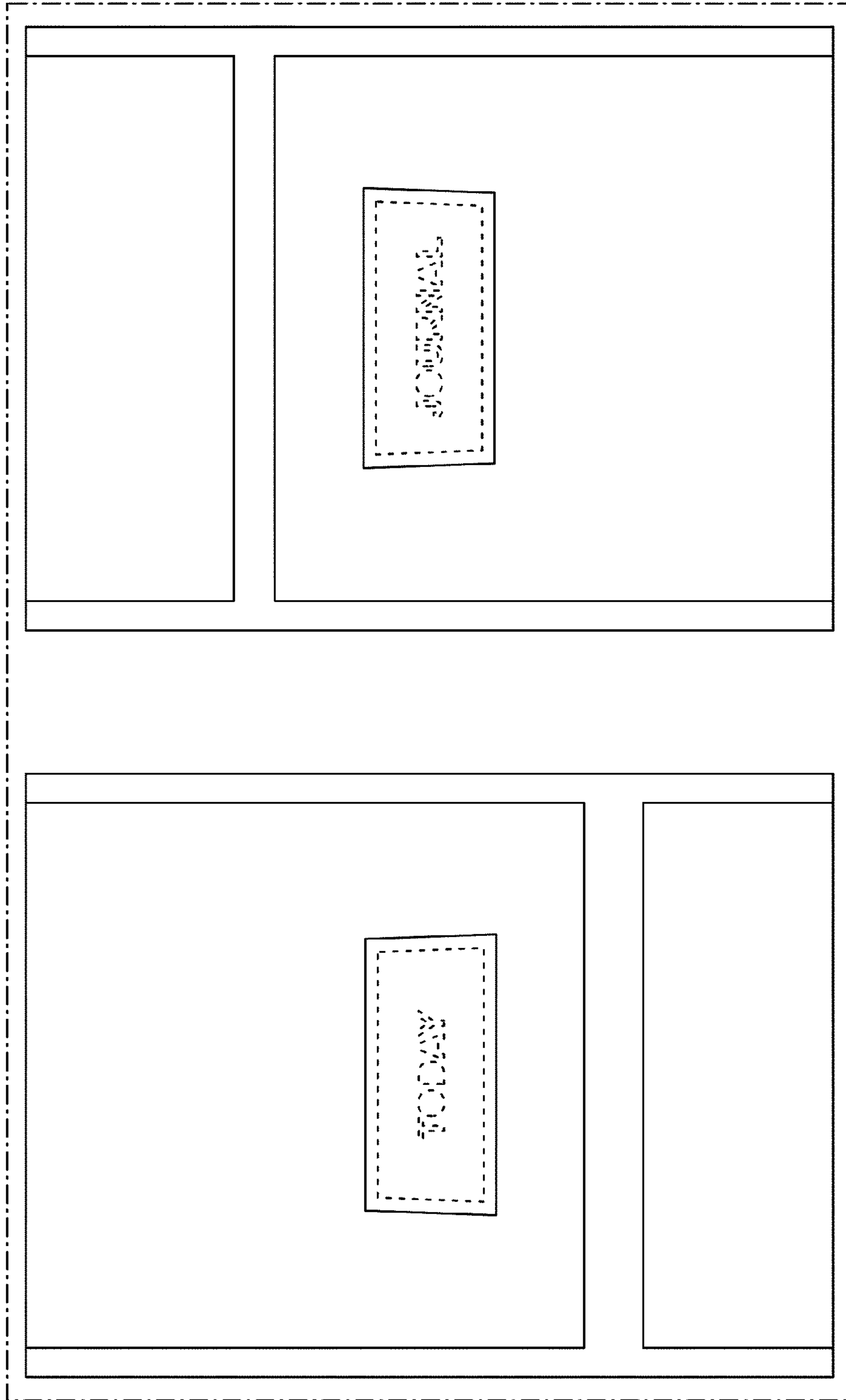


FIG. 9

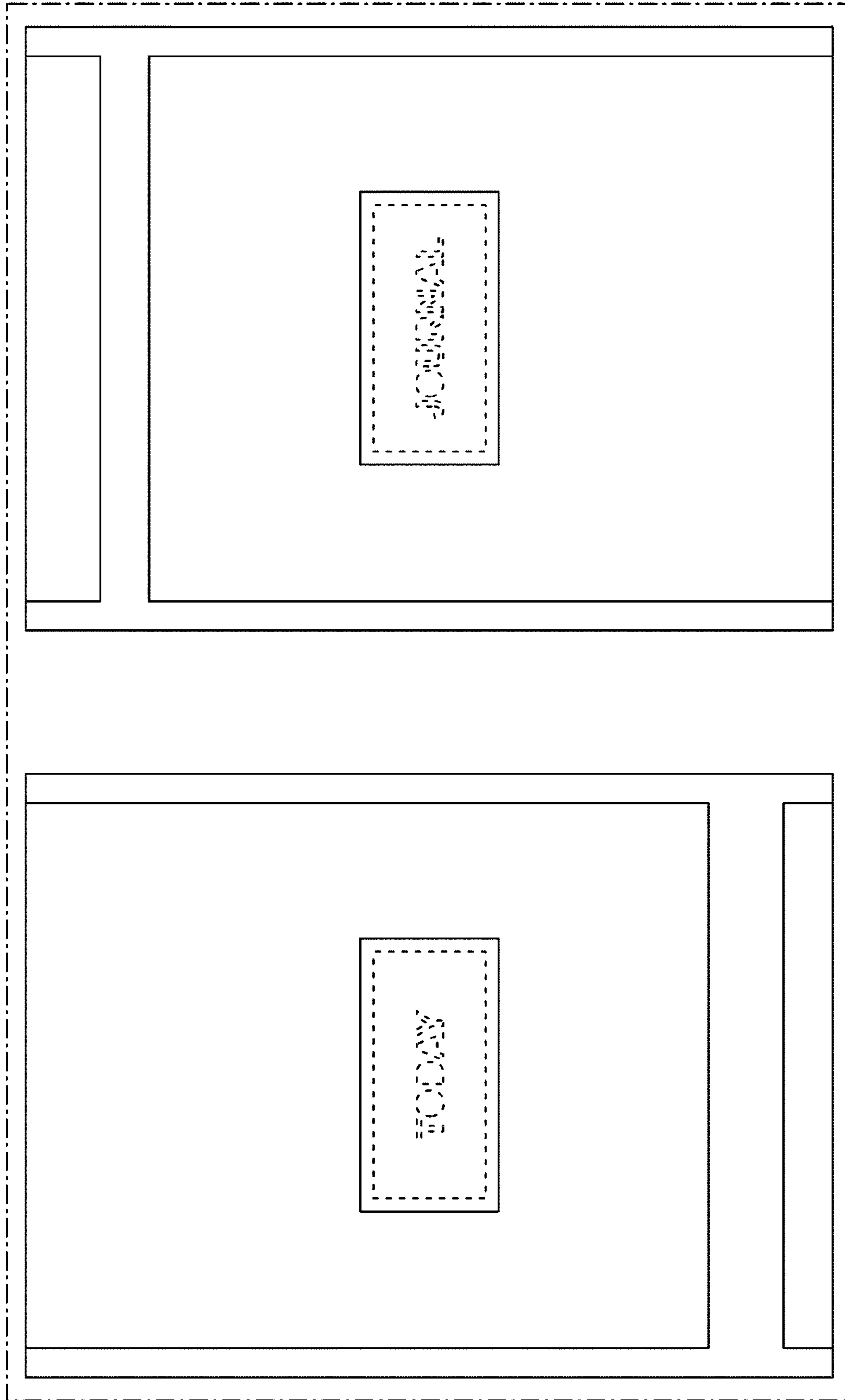


FIG. 10

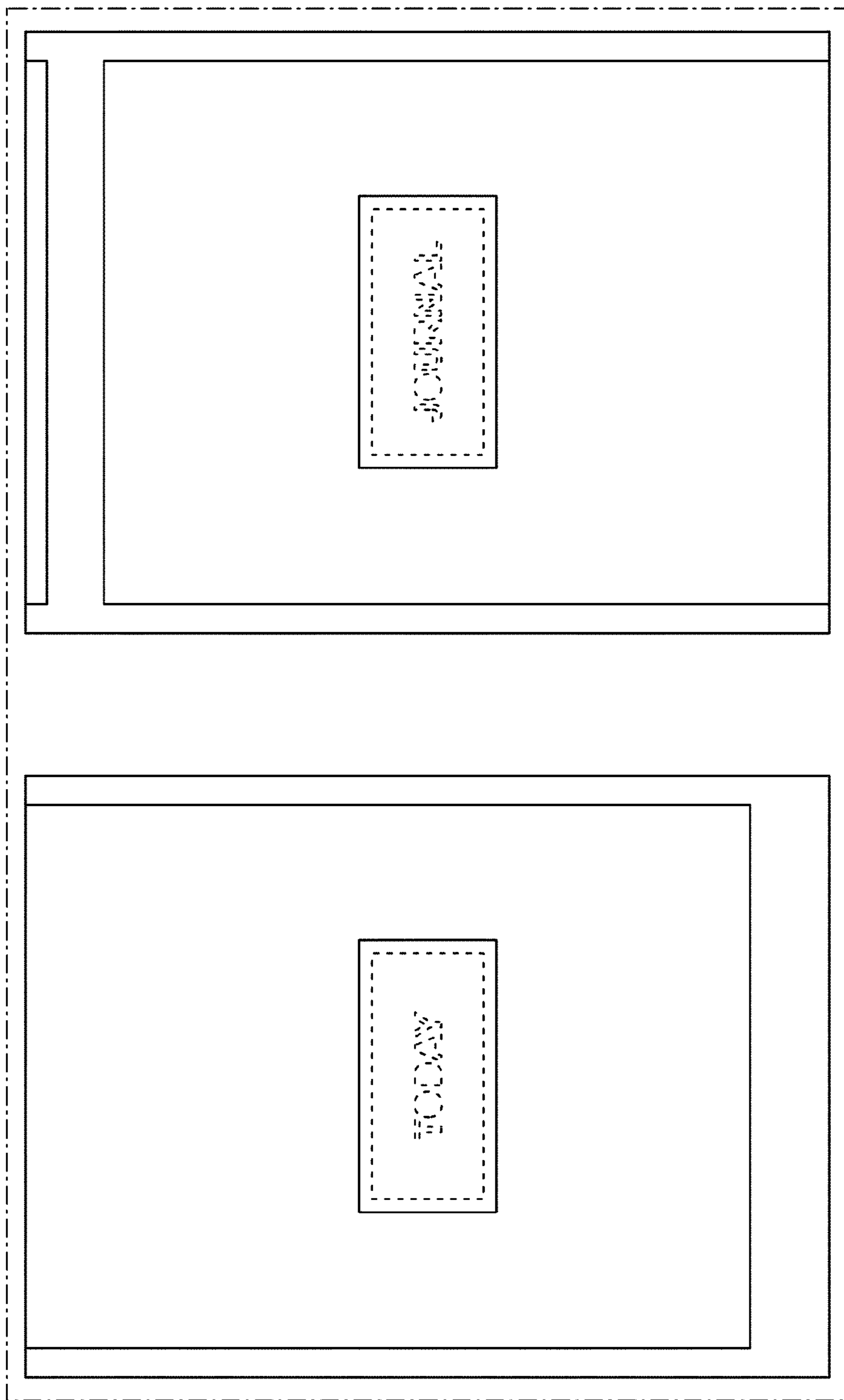


FIG. 11




FIG. 12




FIG. 13

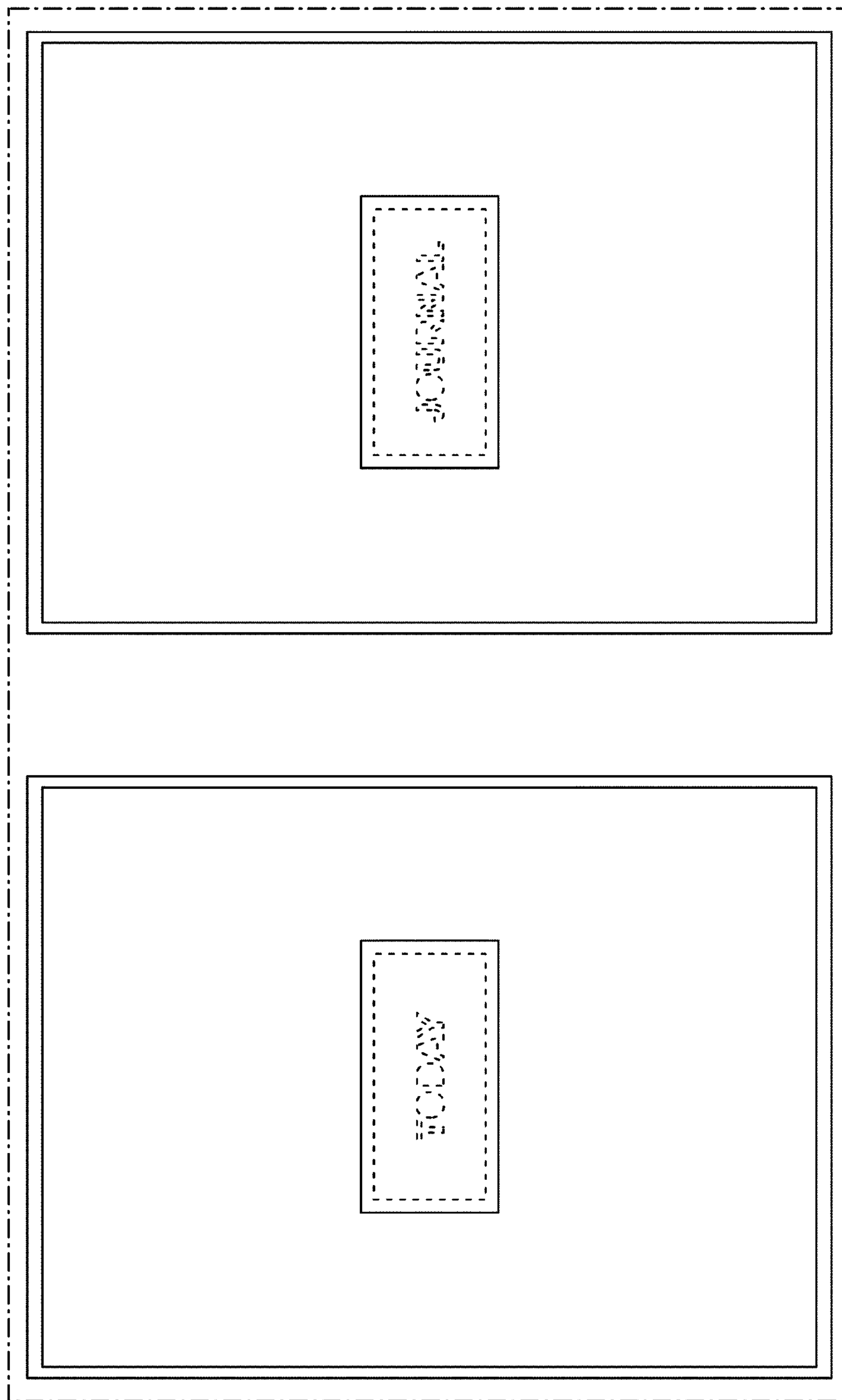


FIG. 14

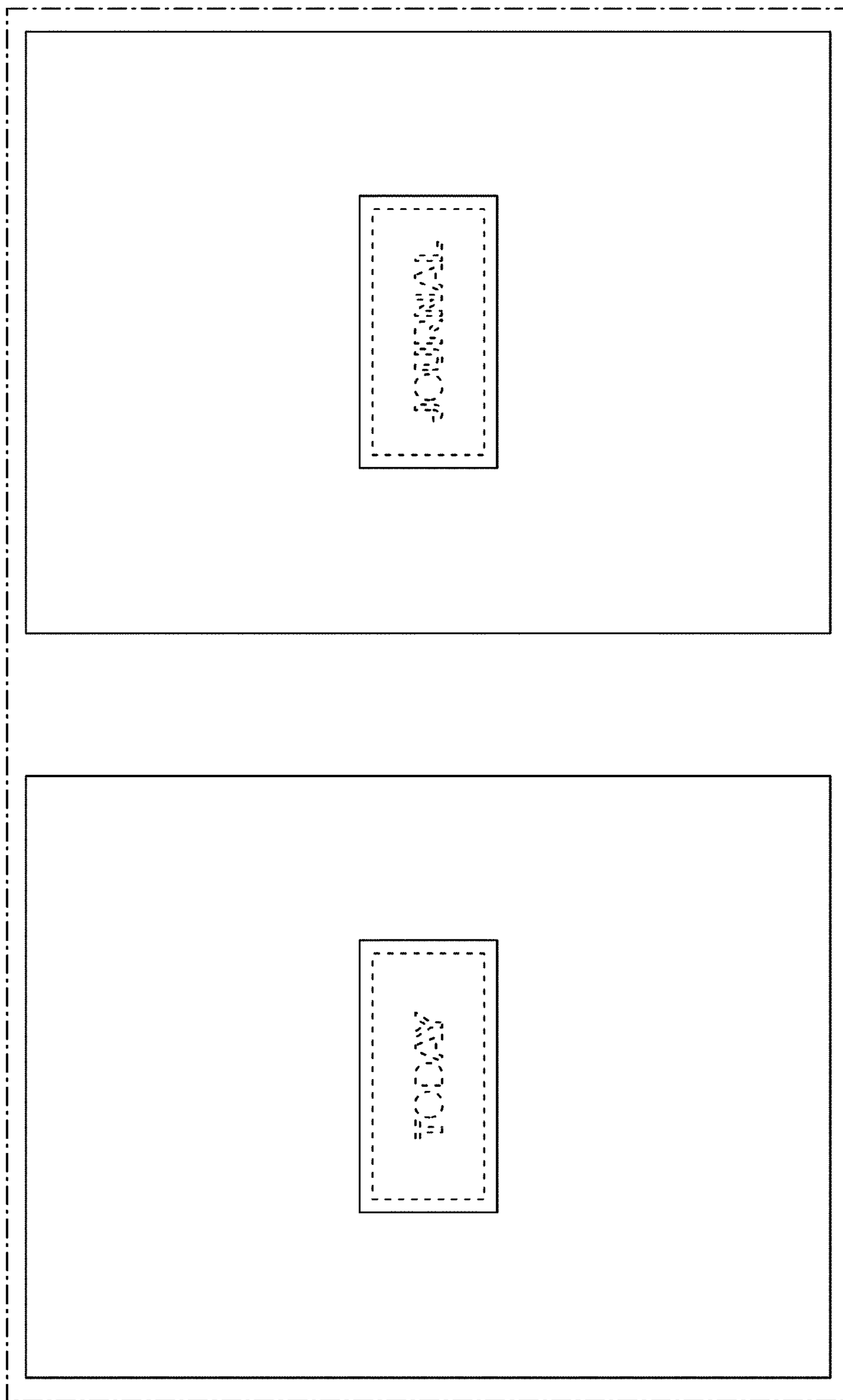


FIG. 15