



US00D651566S

(12) **United States Design Patent**
Sedberry et al.

(10) **Patent No.:** **US D651,566 S**

(45) **Date of Patent:** **** *Jan. 3, 2012**

(54) **TRANSFORMER**

(75) Inventors: **Erica Sedberry**, Dallas, TX (US); **Jack Lockhart**, Birmingham, AL (US); **Lance Thompson**, West Chicago, IL (US); **Wai Wah Chung**, Kowloon (CN); **Randall May**, Plano, TX (US)

(73) Assignee: **J. Baxter Brinkmann International Corporation**, Dallas, TX (US)

(*) Notice: This patent is subject to a terminal disclaimer.

(**) Term: **14 Years**

(21) Appl. No.: **29/372,474**

(22) Filed: **Nov. 24, 2010**

(51) **LOC (9) Cl.** **13-02**

(52) **U.S. Cl.** **D13/110**

(58) **Field of Classification Search** D13/110,
D13/101, 118, 124, 162, 184, 199; D6/396,
D6/432; 174/52 R; 220/4.02; 336/59, 60,
336/90, 92, 94, 98, 107, 192; 340/646, 815.49;
361/600, 601, 603, 616, 620, 623, 641; 363/143,
363/171; 307/150

See application file for complete search history.

(56) **References Cited**

U.S. PATENT DOCUMENTS

2,325,470 A * 7/1943 Bonanno et al. 336/92
D245,325 S 8/1977 Lindquist
D254,846 S * 4/1980 Wood D13/110
D289,033 S * 3/1987 Makinson et al. D13/110

(Continued)

OTHER PUBLICATIONS

Intermatic 600-Watt Low Voltage Transformer at Internet website
www.lowes.com, printed Mar. 10, 2009 (1 pg.).

(Continued)

Primary Examiner — Derrick Holland

(74) *Attorney, Agent, or Firm* — Sheppard, Mullin, Richter & Hampton LLP

(57) **CLAIM**

We claim the ornamental design for a transformer, as shown and described.

DESCRIPTION

FIG. 1 is a perspective view of the transformer showing the new design, with the front panel of the transformer open;

FIG. 2 is a front elevational view of the transformer depicted in FIG. 1;

FIG. 3 is a rear elevational view of the transformer depicted in FIG. 1;

FIG. 4 is a right side elevational view of the transformer depicted in FIG. 1,

FIG. 5 is a left side elevational view of the transformer depicted in FIG. 1;

FIG. 6 is a top plan view of the transformer depicted in FIG. 1; and

FIG. 7 is a bottom plan view of the transformer depicted in FIG. 1.

FIG. 8 is a perspective view of the transformer showing the new design, with the front panel of the transformer closed;

FIG. 9 is a front elevational view of the transformer depicted in FIG. 8;

FIG. 10 is a rear elevational view of the transformer depicted in FIG. 8;

FIG. 11 is a right side elevational view of the transformer depicted in FIG. 8,

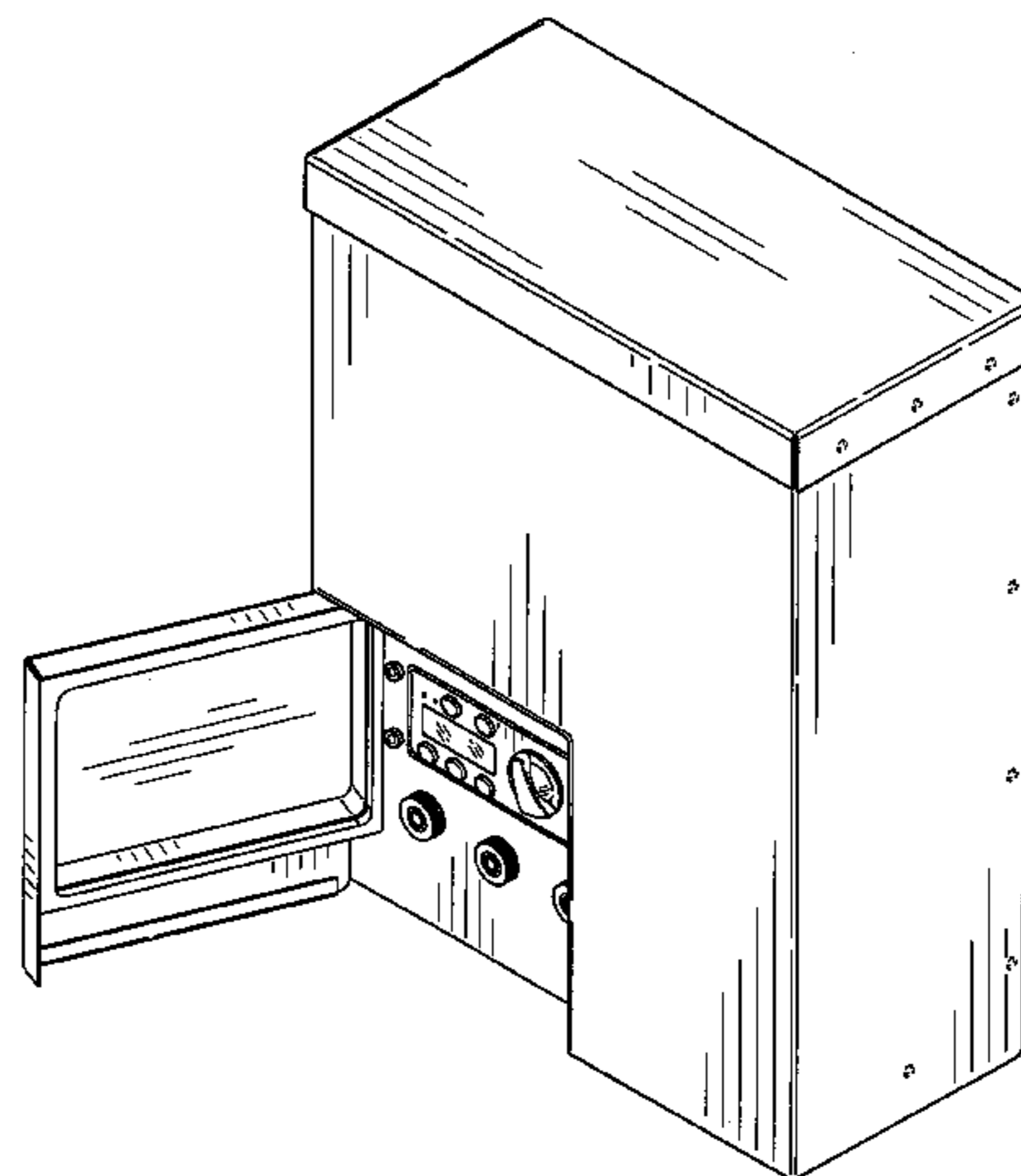
FIG. 12 is a left side elevational view of the transformer depicted in FIG. 8;

FIG. 13 is a top plan view of the transformer depicted in FIG. 8; and,

FIG. 14 is a bottom plan view of the transformer depicted in FIG. 8.

The broken lines shown represent unclaimed subject matter and form no part of the claimed design.

1 Claim, 11 Drawing Sheets



U.S. PATENT DOCUMENTS

D297,829	S *	9/1988	Burgher et al.	D13/110
D334,732	S *	4/1993	Burgher et al.	D13/110
5,625,531	A *	4/1997	Padilla et al.	361/623
5,777,843	A *	7/1998	Younce	361/641
6,121,889	A	9/2000	Janda et al.	
D433,995	S *	11/2000	Romano	D13/110
6,400,249	B1	6/2002	Jitaru	
6,798,631	B1	9/2004	Farsetta	
D500,686	S	1/2005	Stekelenburg	
D500,687	S	1/2005	Morrison et al.	
D535,897	S	1/2007	Leung	
D538,742	S *	3/2007	Pickvet et al.	D13/110
7,332,992	B2	2/2008	Iwai	
D574,770	S *	8/2008	Liu	D13/116
D575,646	S	8/2008	Ni et al.	
D582,797	S	12/2008	Fraser et al.	
D591,181	S	4/2009	Kanbar	
D594,410	S	6/2009	Mullen	
D594,411	S	6/2009	Mullen	

OTHER PUBLICATIONS

Pegasus Associates Lighting Low Voltage Transformers at Internet website <http://www.pegasusassociates.com/products/Transformers/trans.html>, printed Mar. 10, 2009 (1 pg.).

Photocell Landscape Light Transformer at Internet website http://www.lampsplus.com/Products/Photocell-Landscape-Light-Transformer_06125.html, printed Mar. 11, 2009 (1 pg.).

150-Watt Transformer With Photocell and Timer at Internet website http://www.lampsplus.com/Products/150-Watt-Transformer-With-Photocell-And-Timer_39549.html, printed Mar. 11, 2009 (1 pg.).

120 V and 240 V Electronic and Magnetic Transformers by Lacuna at Internet website http://www.lacuna.in/Lacuna_transformers.html, printed Mar. 11, 2009 (1 pg.).

Low Voltage Light Kit with Transformer at Internet website <http://waterfeaturesusa.com/pond-low-voltage-lighting.htm>: <http://>

waterfeaturesusa.com/pond-low-voltage-lighting.htm: <http://>

waterfeaturesusa.com/pond-low-voltage-lighting.htm: <http://>

waterfeaturesusa.com/pond-low-voltage-lighting.htm: <http://>

waterfeaturesusa.com/pond-low-voltage-lighting.htm, printed Mar. 11, 2009 (1 pg.).

Kichler LV Transformers at Internet website <http://www.elights.com/kictran.html>, printed Mar. 11, 2009 (3 pgs.).

Dabmar Transformers at Internet website <http://www.dabmar.com/CategoryProducts.aspx?Category+Transfoerms&CategoryID=17>, printed Mar. 11, 2009 (1 pg.).

Magcap Engineering Low Voltage Power Transformer at Internet website http://www.magcap.com/newsite/product_tempalte.php?ID=19, printed Mar. 11, 2009 (1 pg.).

DIY Bench Power Supply, at Internet website <http://www.adwiens.com/projects/electronics/07/index.html>, printed Oct. 22, 2009 (4 pgs.).

Duellist International Ltd., London—Large Repeater Panel Display, at Internet website <http://www.duellist.com/cgi-bin/fencing.cgi?product=Scoring&pid=795>, printed Oct. 22, 2009 (1 pg.).

Endeavor 6KVA UPS LED/LCD Front Panel Display/Control, at Internet website <http://www.minutemanups.com/products/endeavor6kva.php>, printed Oct. 22, 2009 (1 pg.).

Digital panel meter at Internet website <http://www.directindustry.com/prod/crompton-instruments/digital-panel-meter-12296-60340.html>, printed Oct. 22, 2009 (1 pg.).

Kichler Lighting Transformer 200W Timer at Internet website <http://www.landscapelighting.com/portal/products/detail/15T200AZT>, printed Aug. 17, 2010 (1 pg.).

Kichler Lighting Transformer 200W Timer&Photo at Internet website <http://www.landscapelighting.com/portal/products/detail/15TP200AZT>, printed Aug. 17, 2010 (1 pg.).

Toroidal Magnetic Low Voltage Transformer 300W 12V AC at Internet website <http://www.pegasusassociates.com/magTransformer300W12V.html>, printed Aug. 17, 2010 (2 pgs.).

* cited by examiner

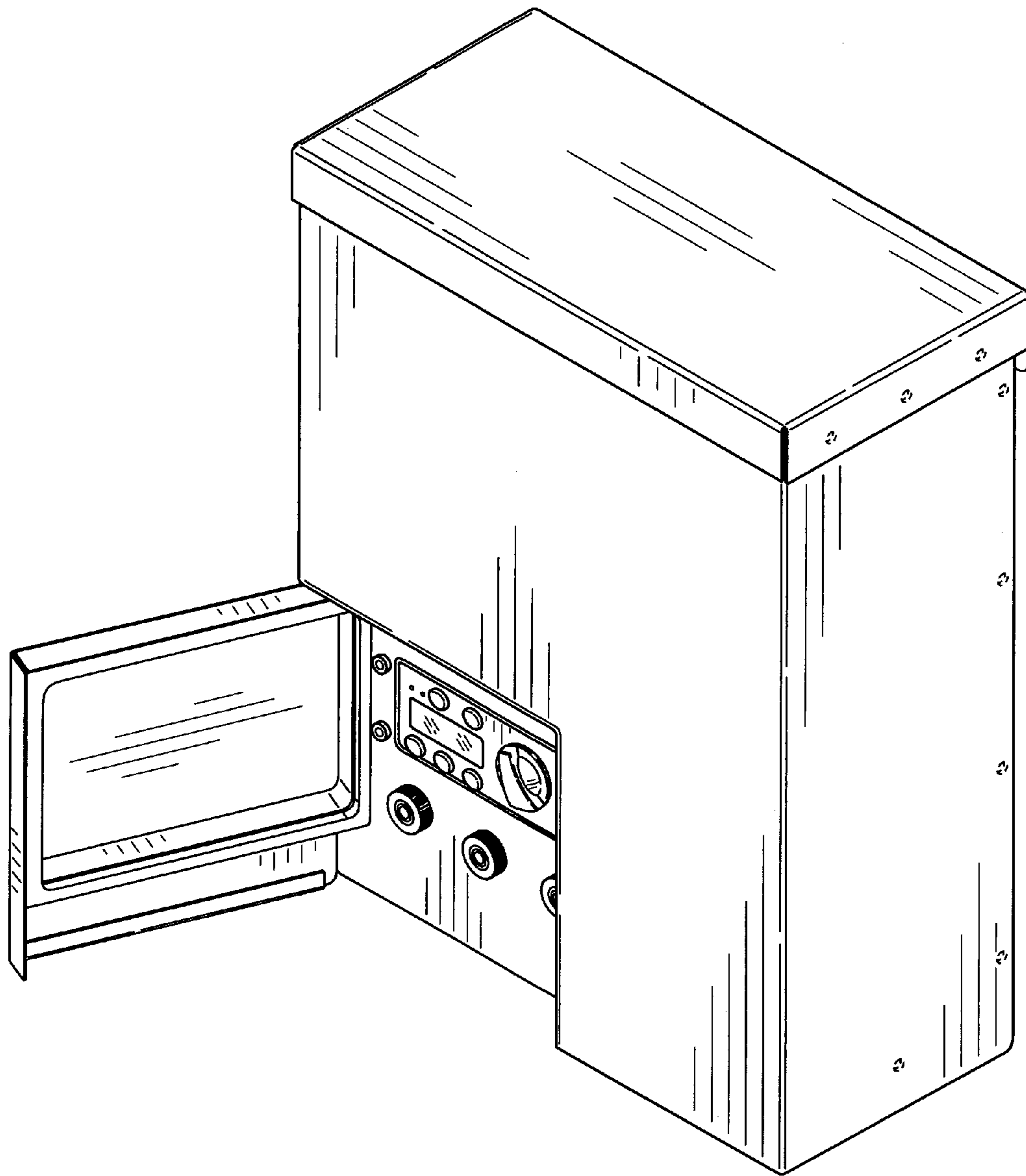


FIG. 1

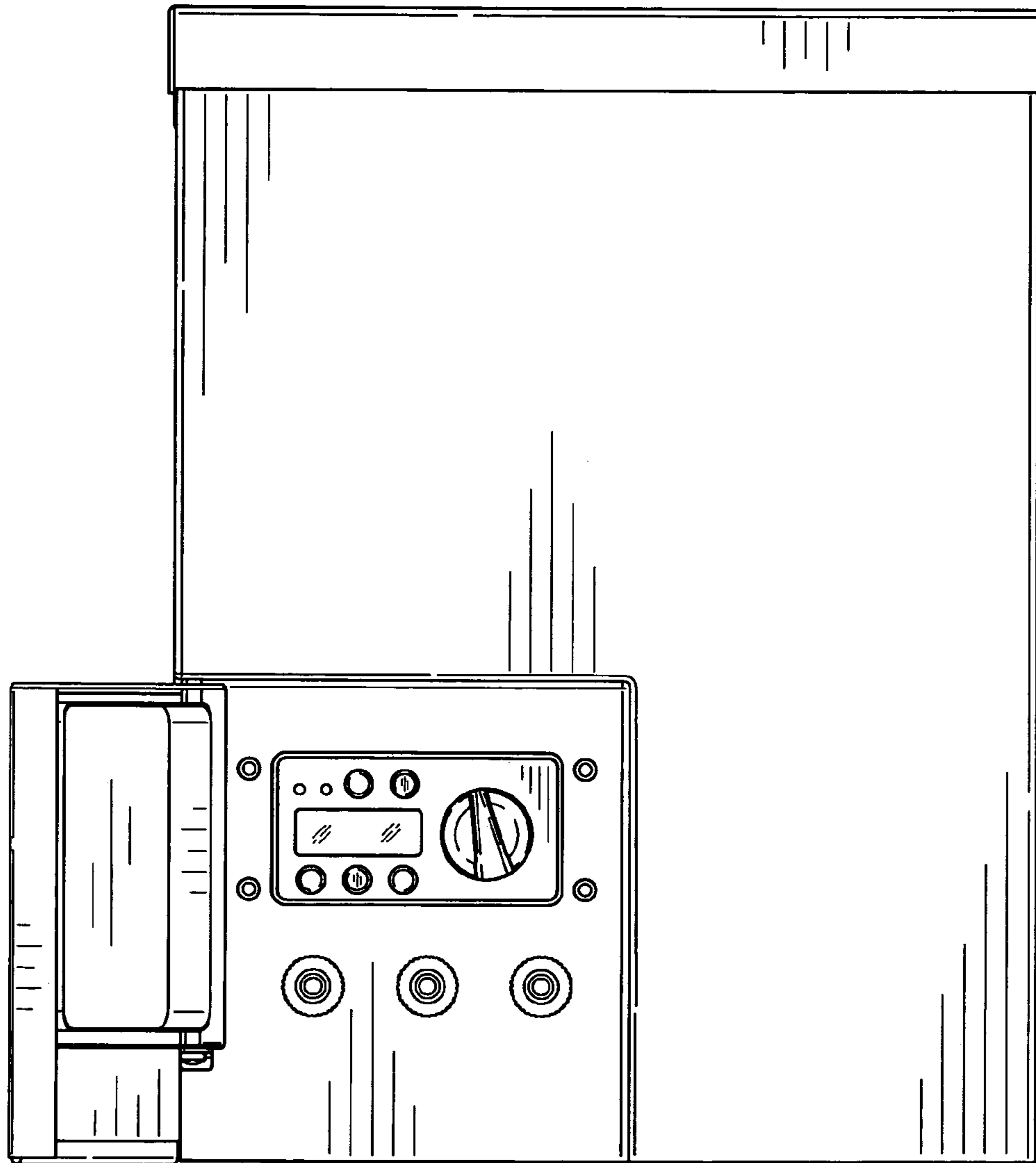


FIG. 2

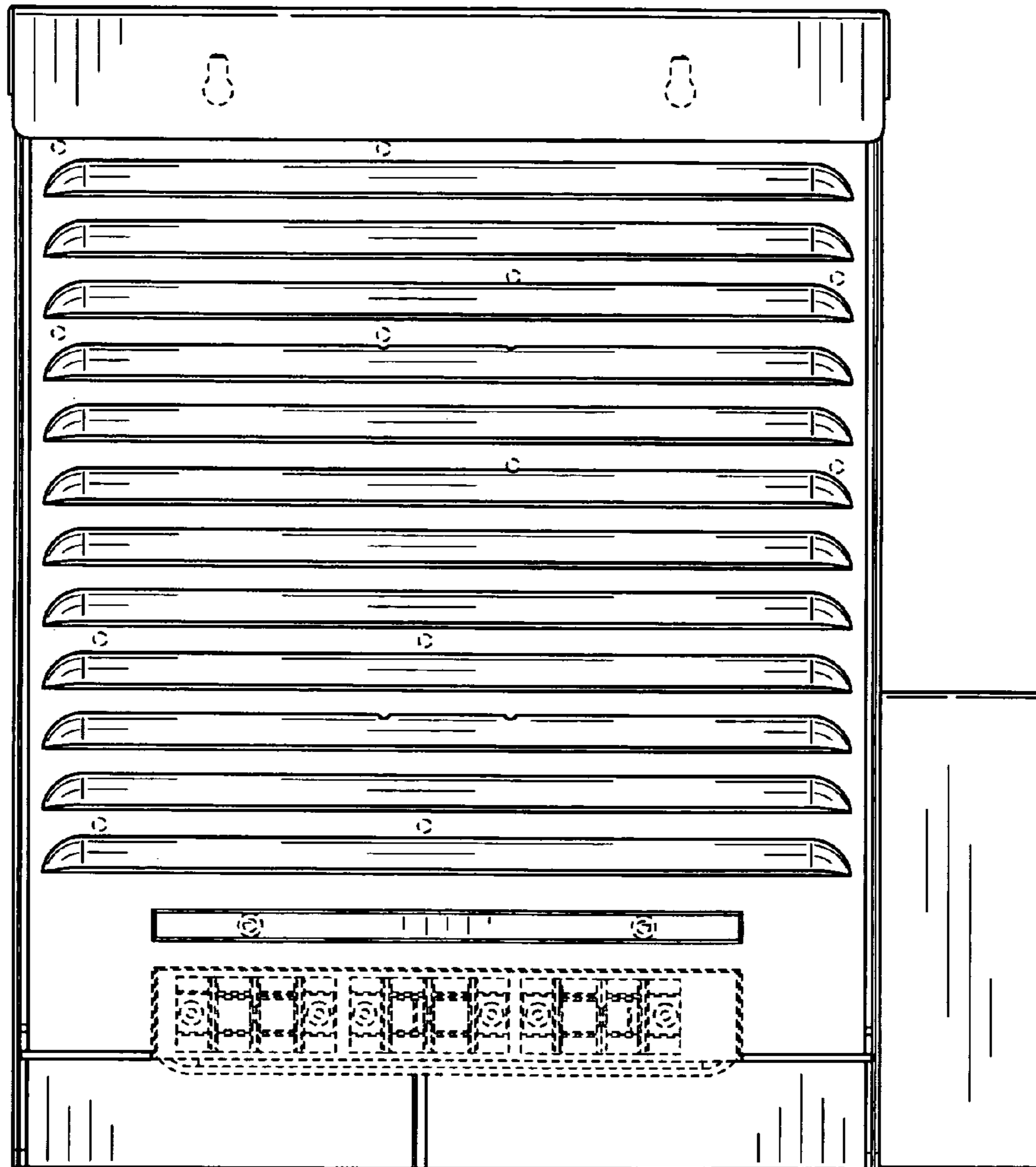


FIG. 3

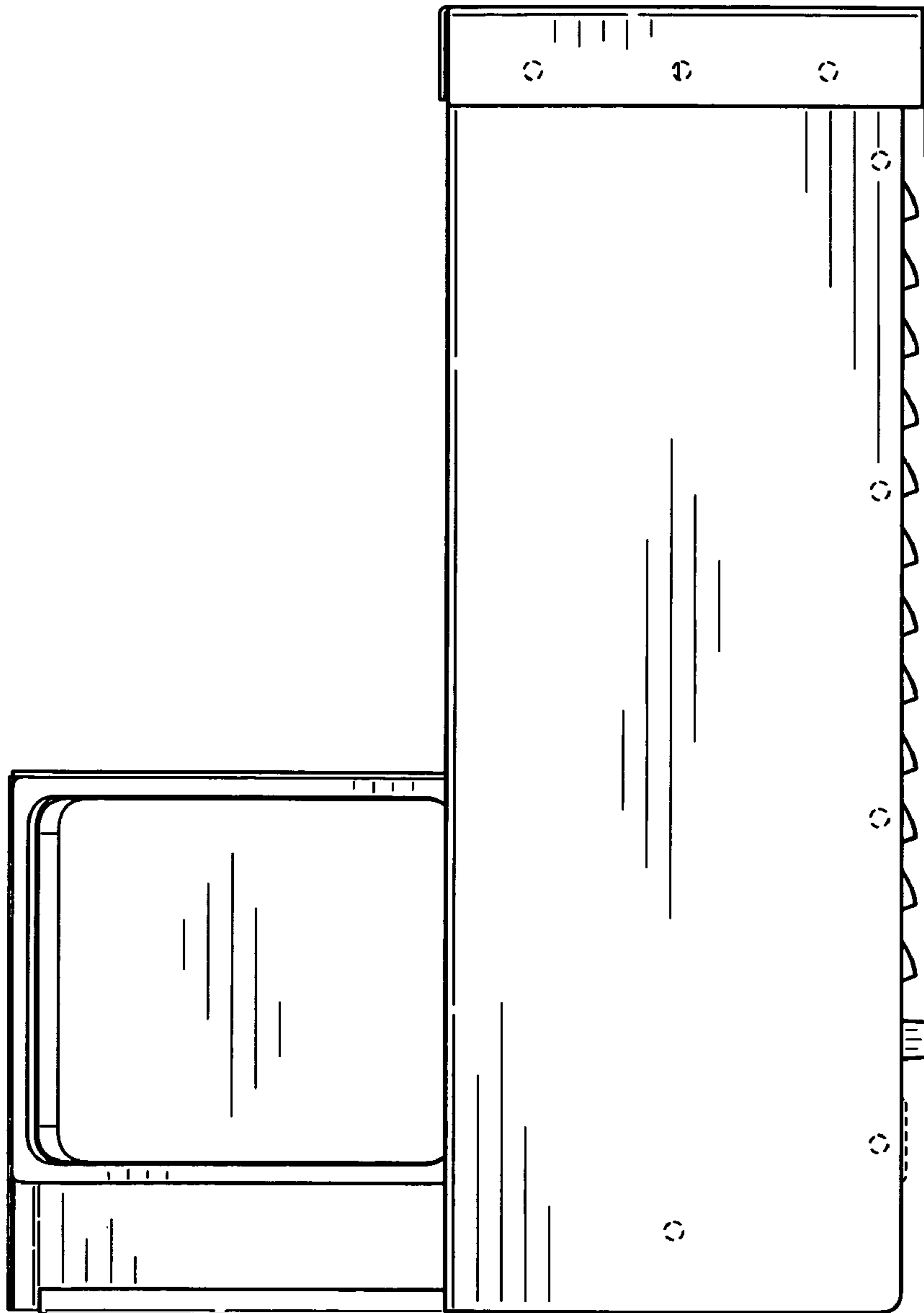


FIG. 4

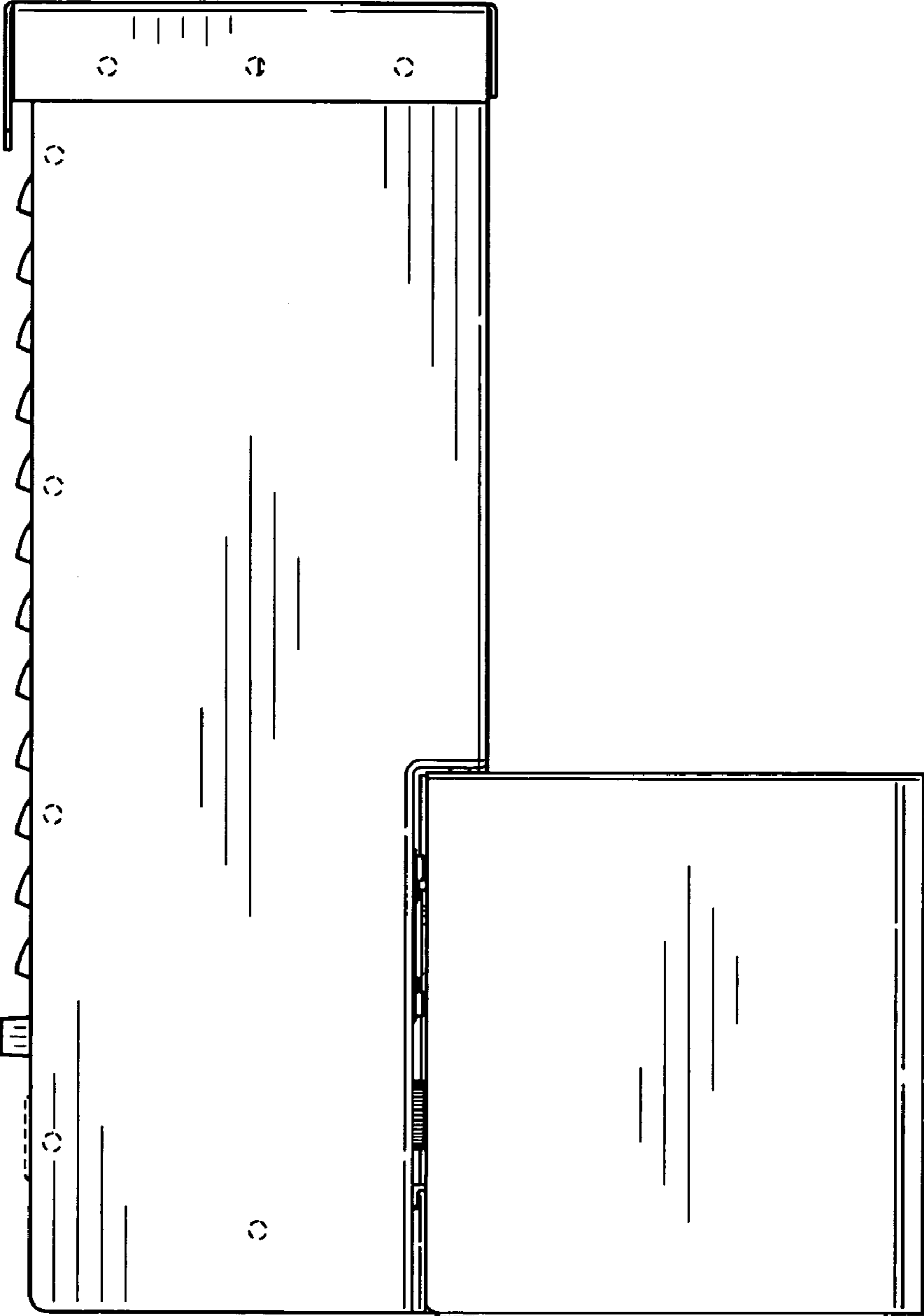


FIG. 5




FIG. 6

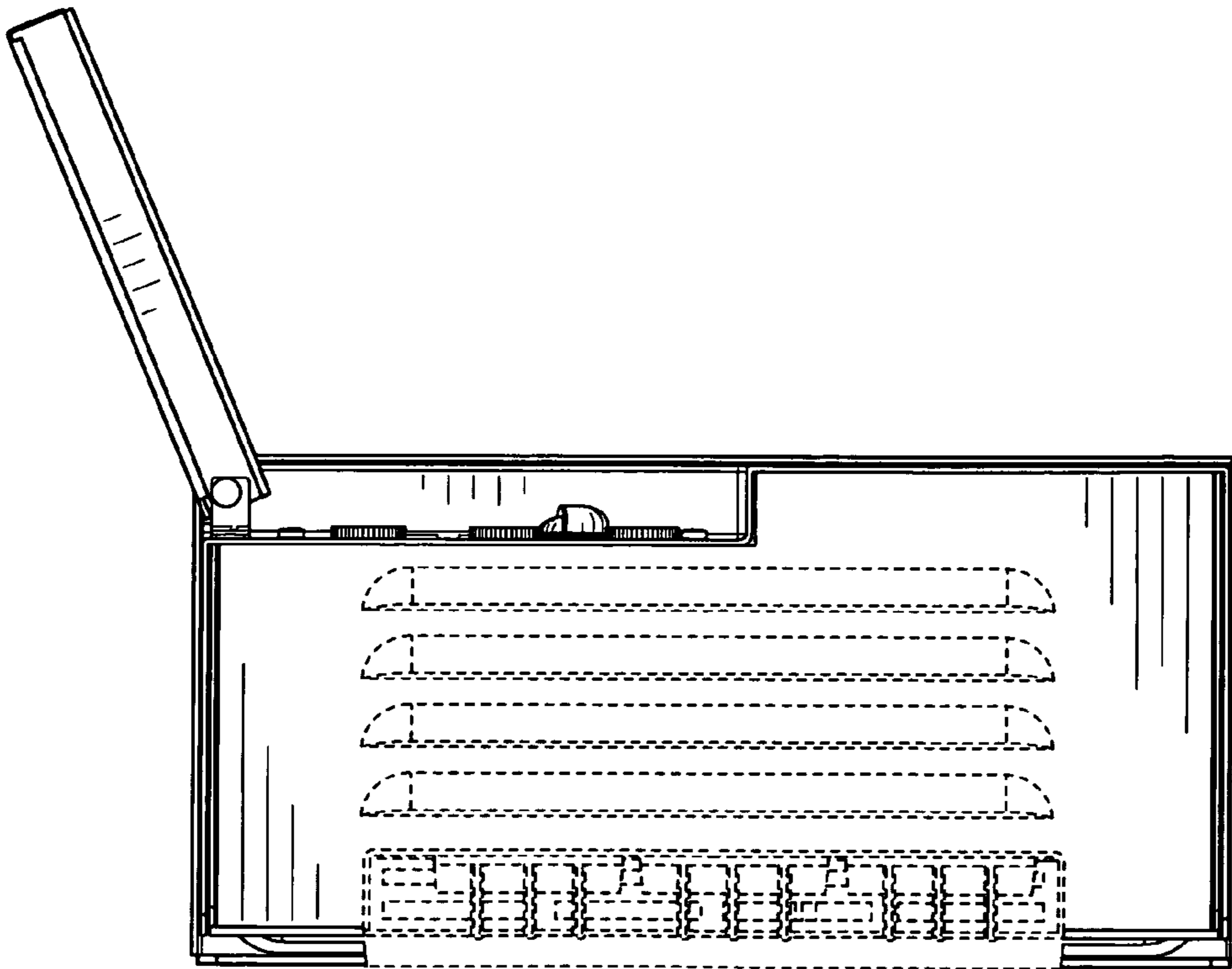


FIG. 7

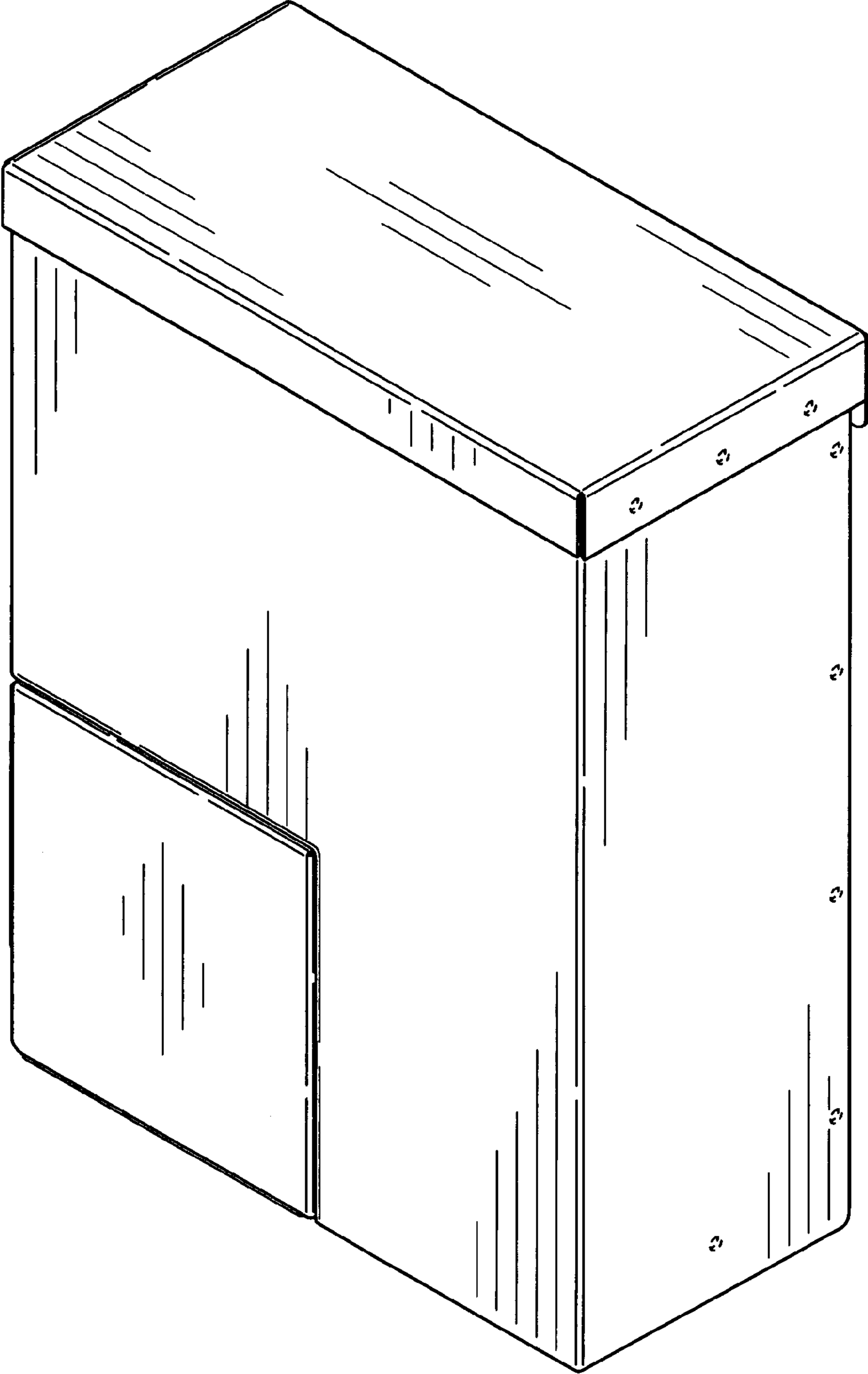


FIG. 8

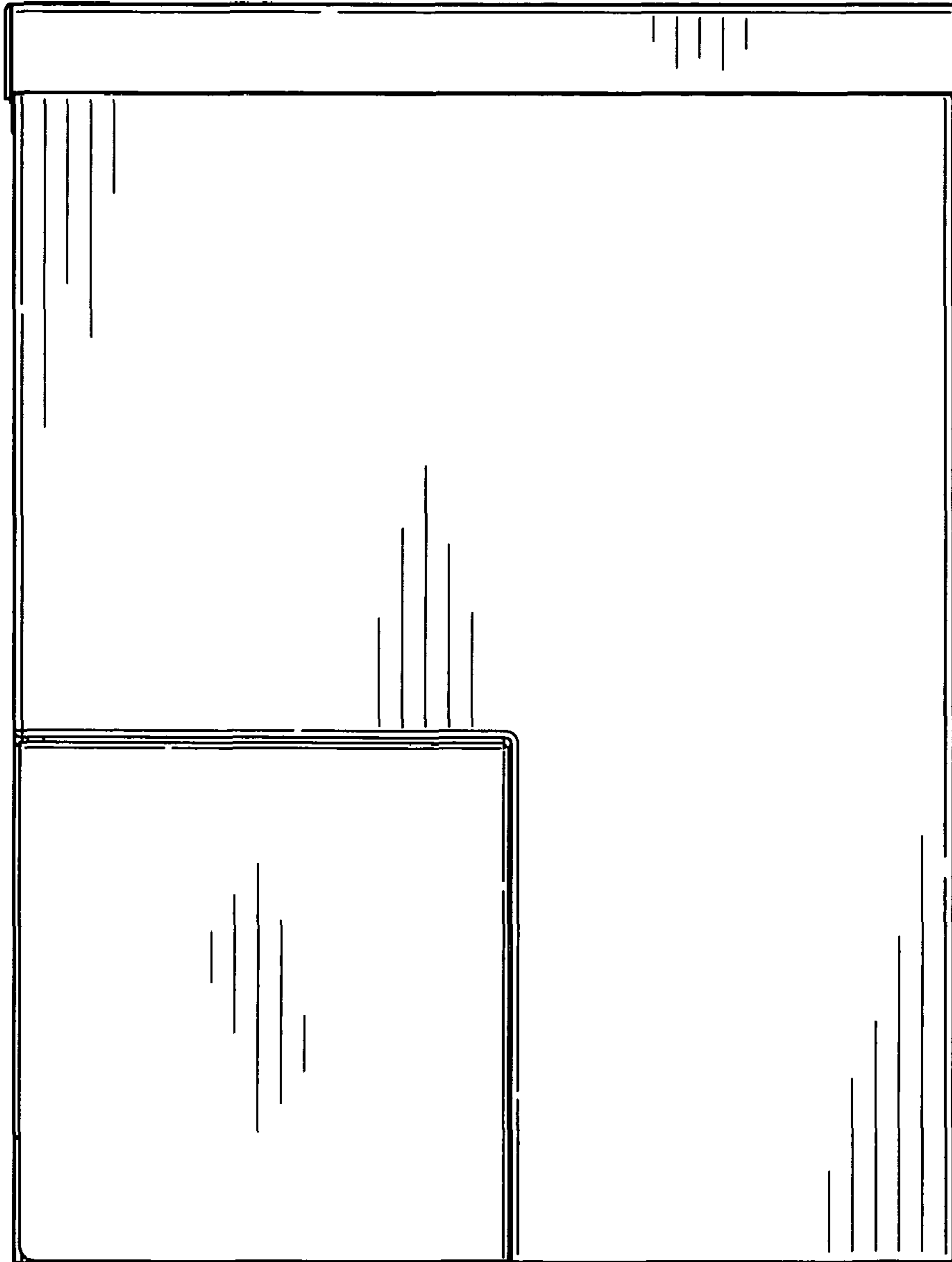


FIG. 9




FIG. 10




FIG. 11

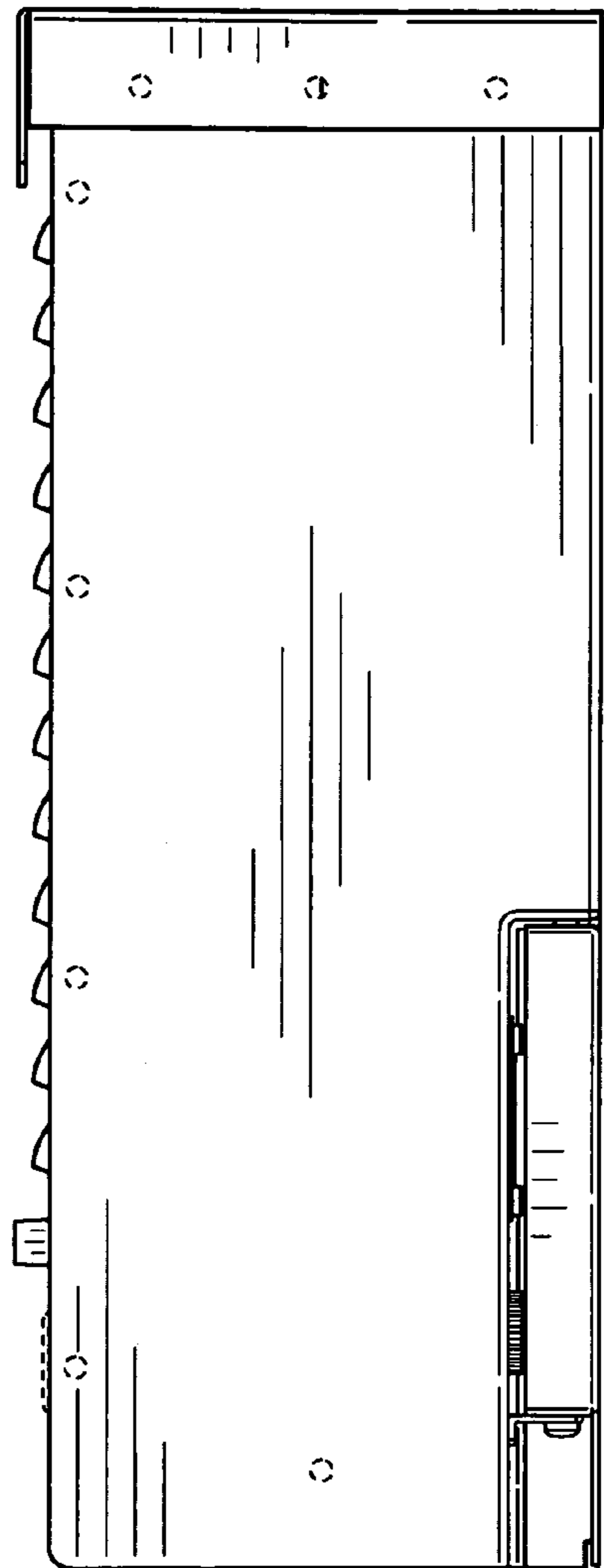


FIG. 12




FIG. 13

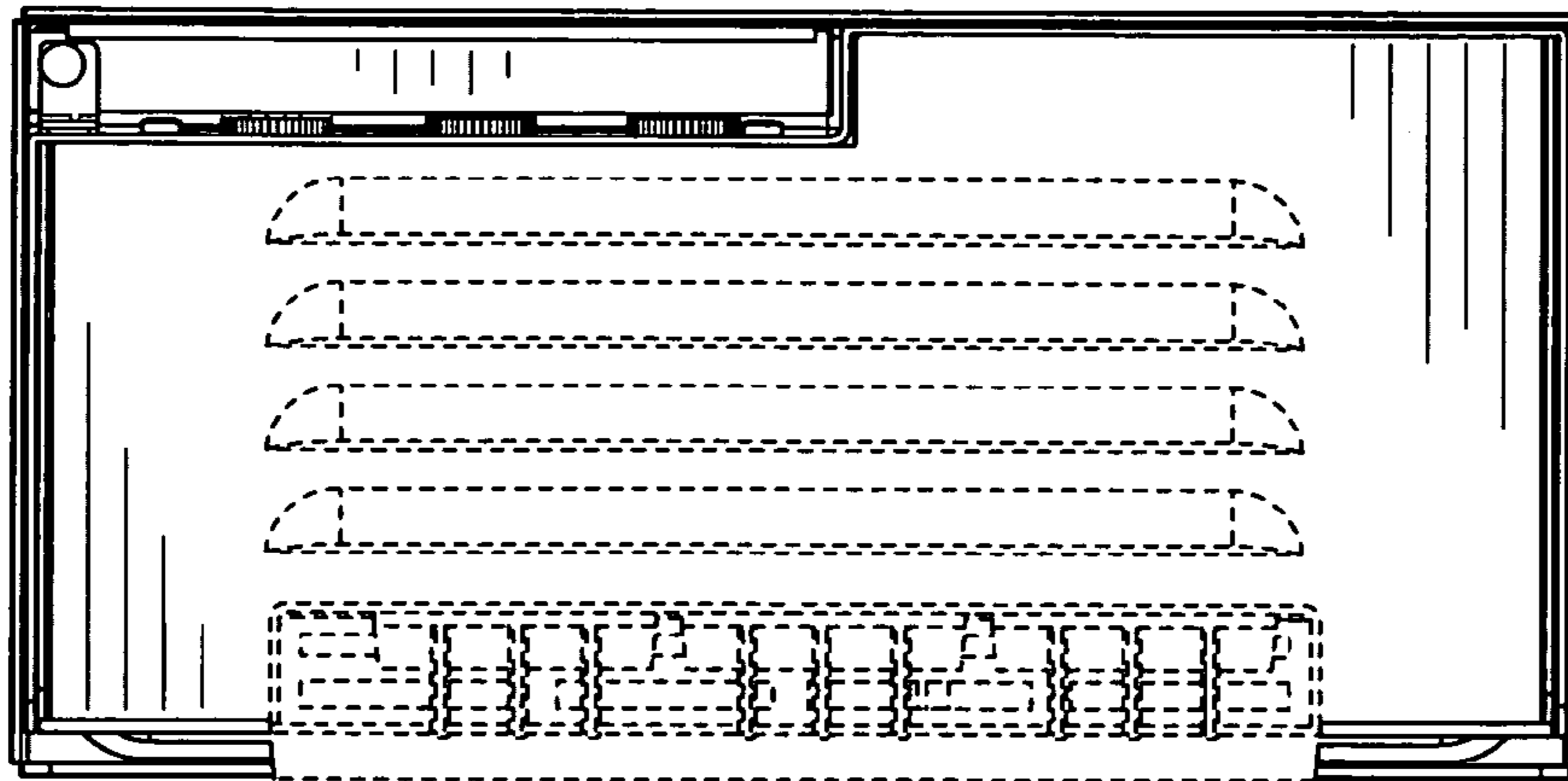


FIG. 14