



US00D651553S

(12) **United States Design Patent**
Knowles et al.

(10) **Patent No.:** **US D651,553 S**
(45) **Date of Patent:** **** Jan. 3, 2012**

(54) **TIRE TREAD**

(75) Inventors: **James DeWitt Knowles**, Simpsonville, SC (US); **Pascal Roger Germain Fickinger**, Royat (FR)

(73) Assignee: **Michelin Recherche et Technique**, Granges-Paccot (CH)

(**) Term: **14 Years**

(21) Appl. No.: **29/342,181**

(22) Filed: **Aug. 20, 2009**

(51) **LOC (9) Cl.** **12-15**

(52) **U.S. Cl.** **D12/518; D12/521**

(58) **Field of Classification Search** D12/500,
D12/502, 505, 515-532, 604; 152/209.1,
152/209.8, 209.9, 209.18, 209.19, 209.21,
152/209.22, 209.25, 209.27

See application file for complete search history.

(56) **References Cited**

U.S. PATENT DOCUMENTS

D390,518 S	2/1998	White	
D390,519 S	2/1998	White	
D402,938 S	* 12/1998	Villamizar	D12/523
D432,957 S	* 10/2000	Ricquet	D12/521
D444,428 S	* 7/2001	Hutz et al.	D12/522
D497,876 S	11/2004	Williams	
D572,653 S	* 7/2008	Knowles et al.	D12/521
D593,931 S	* 6/2009	Fontaine et al.	D12/521
D606,002 S	* 12/2009	Yamakawa et al.	D12/519
2011/0061780 A1	* 3/2011	Mita	152/209.8

FOREIGN PATENT DOCUMENTS

EM 001115596-0001 5/2009

OTHER PUBLICATIONS

Bridgestone Blizzak LM-25 Tire; 2005 Tread Design Guide, p. 12, row 1, item 5.*

Pirelli Winter 210 Snowsport Tire; 2005 Tread Design Guide, p. 44, row 1, item 3.*

2004 Tread Design Guide, p. 13, Bridgestone Insignia SL.

2004 Tread Design Guide, p. 27, Goodyear AquaTread 3.

2004 Tread Design Guide, p. 47, Nitto NT-470 Road Touring.

* cited by examiner

Primary Examiner — Garth Rademaker

(74) *Attorney, Agent, or Firm* — Dority & Manning, P.A.

(57) **CLAIM**

The ornamental design for a tire tread, as shown and described.

DESCRIPTION


FIG. 1 is a perspective view of a tire tread showing our new design, it being understood that the tread pattern repeats uniformly around the outer circumference and shoulder of the tire, the opposite side perspective view being identical thereto;

FIG. 2 is a frontal elevational view thereof;

FIG. 3 is a side elevational view of the right side thereof; and, FIG. 4 is a side elevational view of the left side thereof.

In the drawings, the dark stippled surface shading represents the recessed groove portions of the tire tread having a depth as best illustrated along the top and bottom edges of FIG. 2. In the drawings, the broken line disclosure of the tire sidewall and inner bead depicts environmental structure and forms no part of the claimed design.

1 Claim, 4 Drawing Sheets



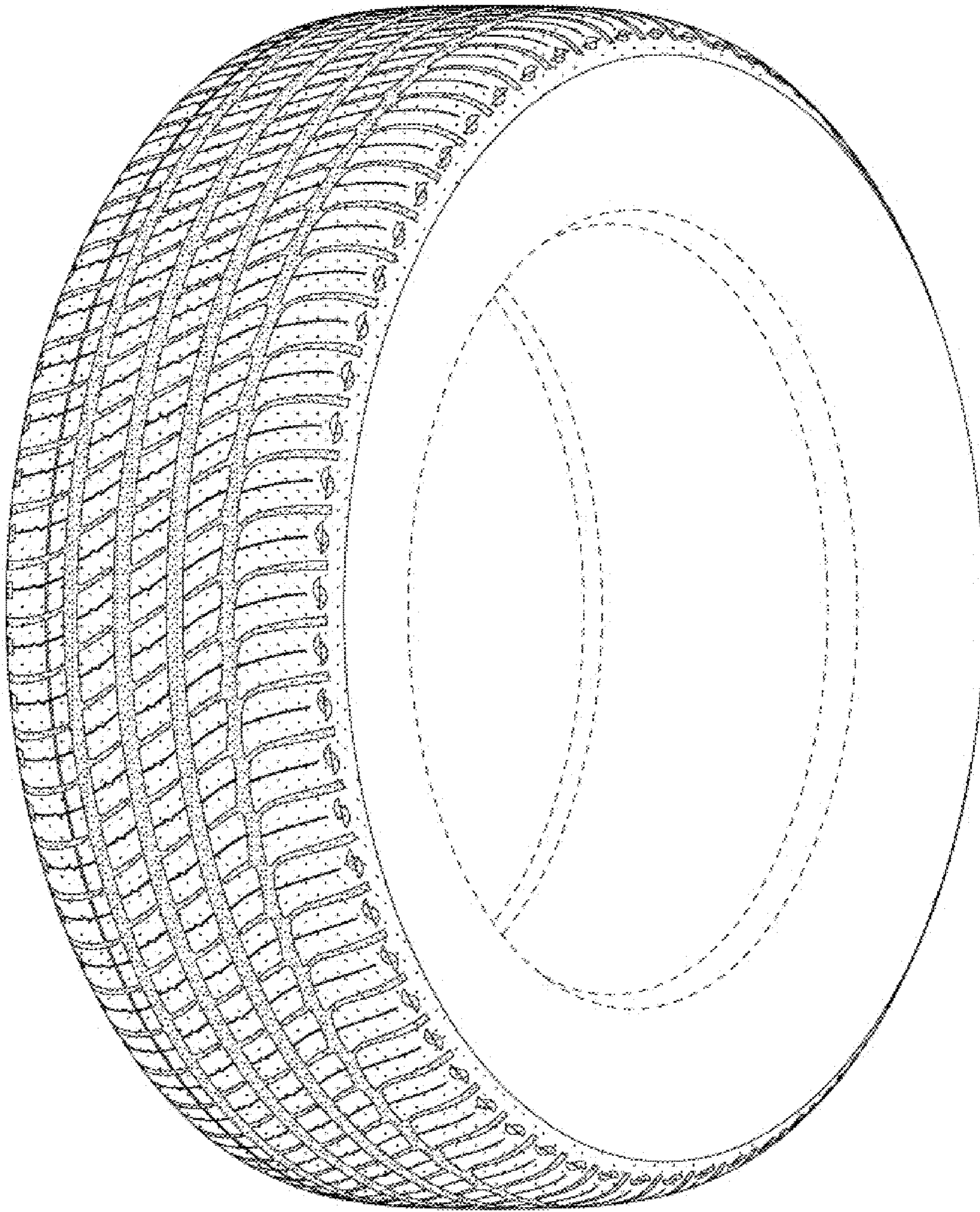


Fig. 1

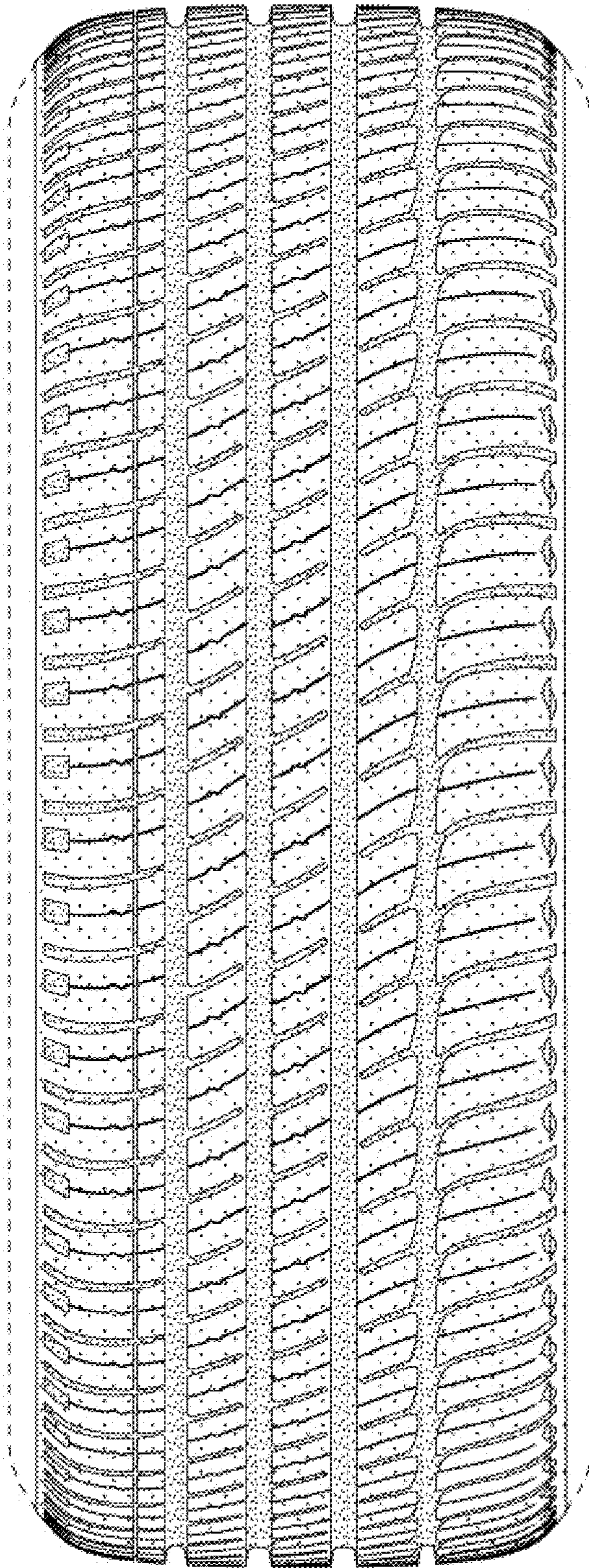


Fig. 2

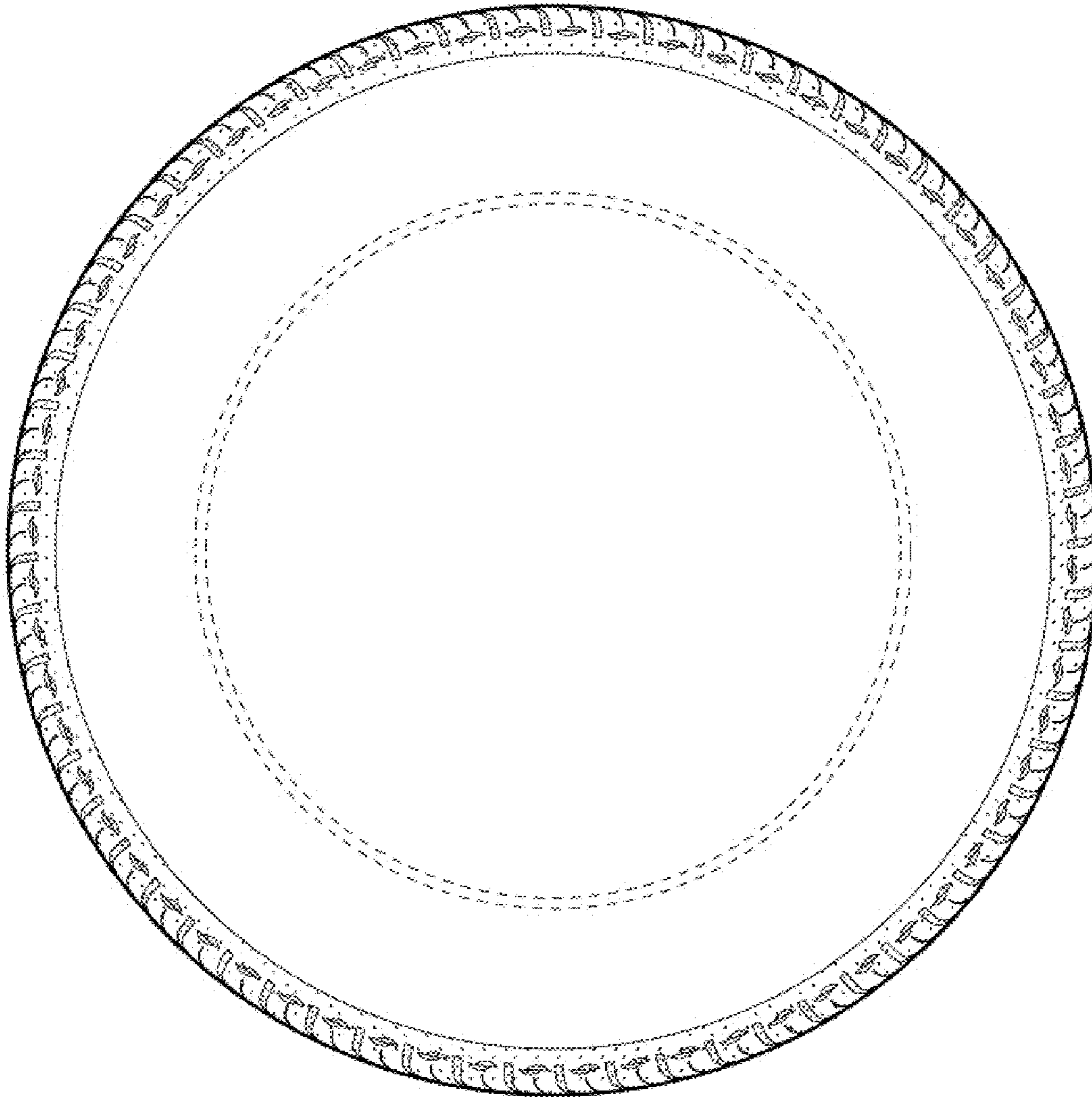


Fig. 3

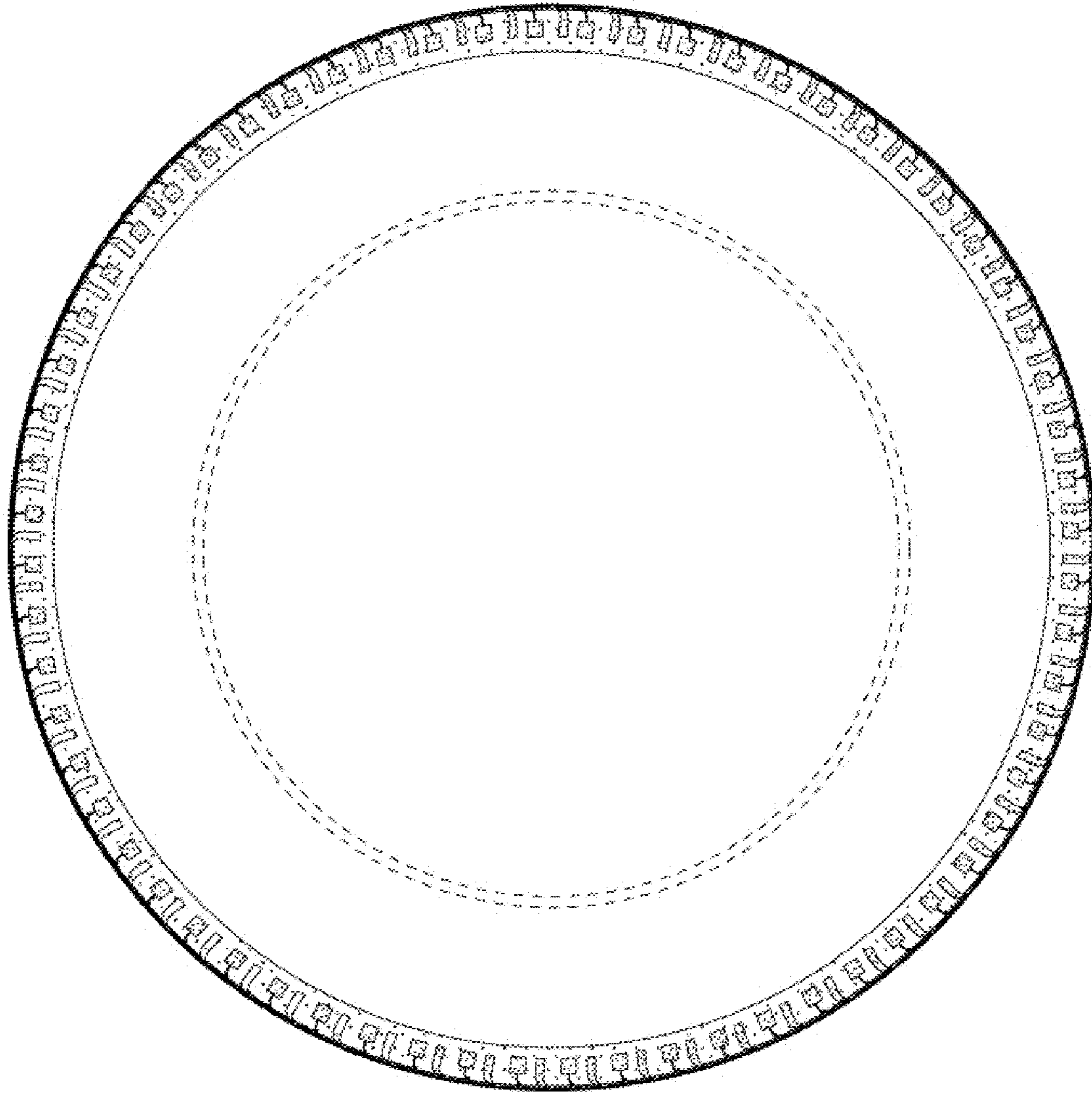


Fig. 4