



US00D651551S

(12) **United States Design Patent**  
**Moore, Jr. et al.**

(10) **Patent No.:** **US D651,551 S**  
(45) **Date of Patent:** **\*\* \*Jan. 3, 2012**

(54) **BOAT HULL**

(75) Inventors: **Leighton W. Moore, Jr.**, Ocean City, MD (US); **Stephen M. Early**, Salisbury, MD (US)

(73) Assignee: **Moore Boats, LLC**, Ocean City, MD (US)

(\*) Notice: This patent is subject to a terminal disclaimer.

(\*\*) Term: **14 Years**

(21) Appl. No.: **29/380,258**

(22) Filed: **Dec. 2, 2010**

(51) **LOC (9) Cl.** ..... **12-06**

(52) **U.S. Cl.** ..... **D12/300**

(58) **Field of Classification Search** ..... D12/300, D12/302, 303, 304, 307, 310-314, 316, 317; 114/39.11-39.15, 39.21-39.32, 61.1, 61.2, 114/61.32, 61.33, 62, 355-358, 271, 273, 114/288-291

See application file for complete search history.

(56) **References Cited**

**U.S. PATENT DOCUMENTS**

3,363,598	A *	1/1968	Mortrude	114/290
3,600,733	A *	8/1971	Lippisch	114/357
3,930,455	A *	1/1976	Bremer	114/61.32
4,231,314	A *	11/1980	Peters	114/291
D318,844	S *	8/1991	Hargett, Sr.	D12/314
D326,839	S *	6/1992	LaPointe	D12/300
D337,302	S *	7/1993	Van Lancker	D12/314

5,390,624	A *	2/1995	Barnes	114/288
D360,180	S *	7/1995	Rolland et al.	D12/314
D369,137	S *	4/1996	Maruyama et al.	D12/310
D425,011	S *	5/2000	Nakashima et al.	D12/314
D566,643	S	4/2008	Fafard et al.	
D581,340	S	11/2008	Fafard et al.	
D595,204	S	6/2009	Robinson et al.	
D607,805	S	1/2010	Chittum, III et al.	
D610,959	S *	3/2010	Gros	D12/300

\* cited by examiner

*Primary Examiner* — Cynthia M Chin

(74) *Attorney, Agent, or Firm* — Dickinson Wright PLLC

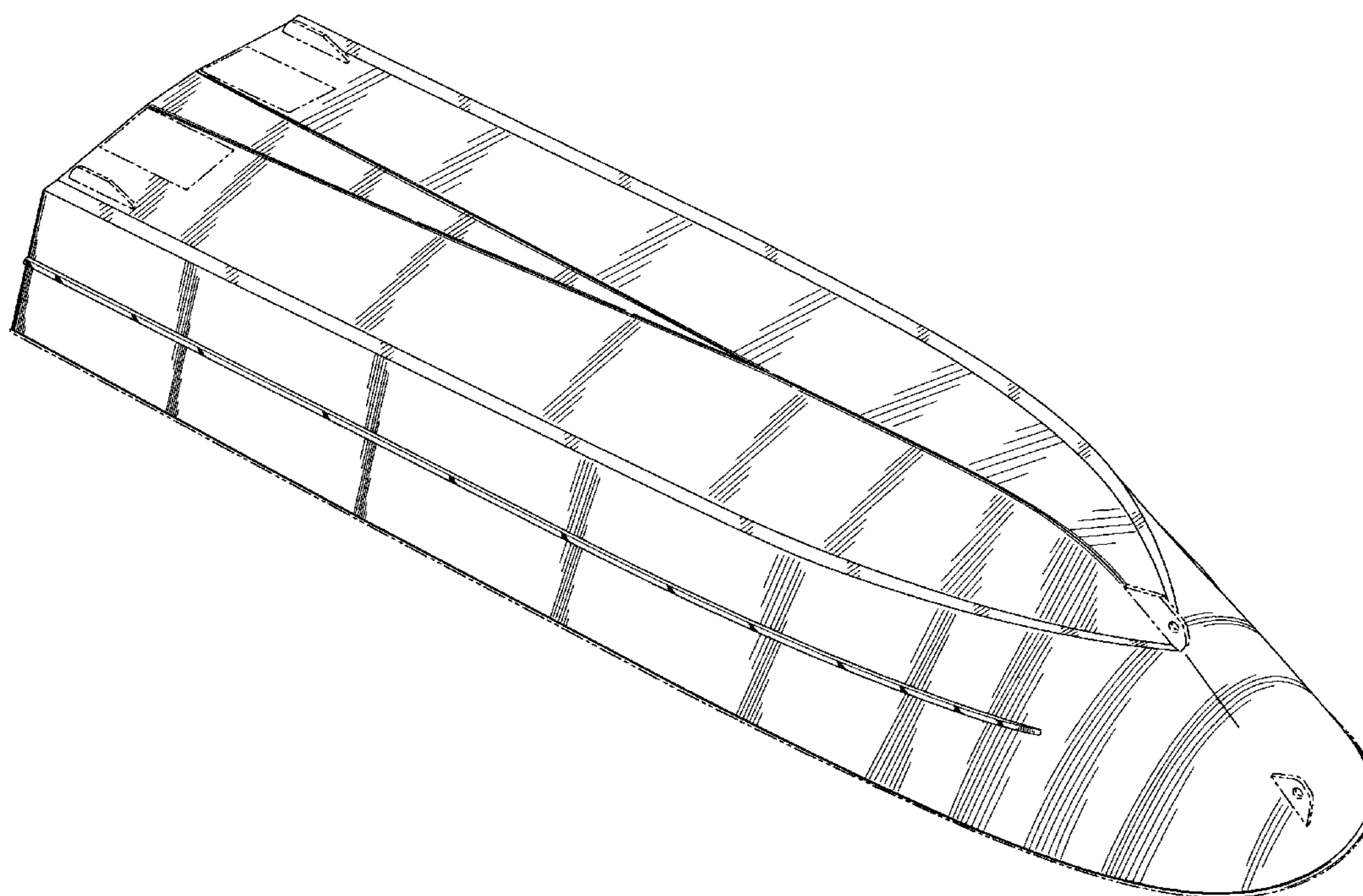
(57) **CLAIM**

The ornamental design for a boat hull, as shown and described.

**DESCRIPTION**

FIG. 1 is a bottom left perspective view of a boat hull with the upper edge being shown in phantom lines; FIG. 2 is a right side view thereof, the left side view being a mirror image thereof; FIG. 3 is a bottom view thereof; FIG. 4 is a top view of the outline of the outer upper edge in phantom lines; FIG. 5 is a front view thereof; and, FIG. 6 is a rear view taken thereof with the upper edge and inner configuration in phantom lines. The phantom lines represent portions of the article that form no part of the claim.

**1 Claim, 4 Drawing Sheets**



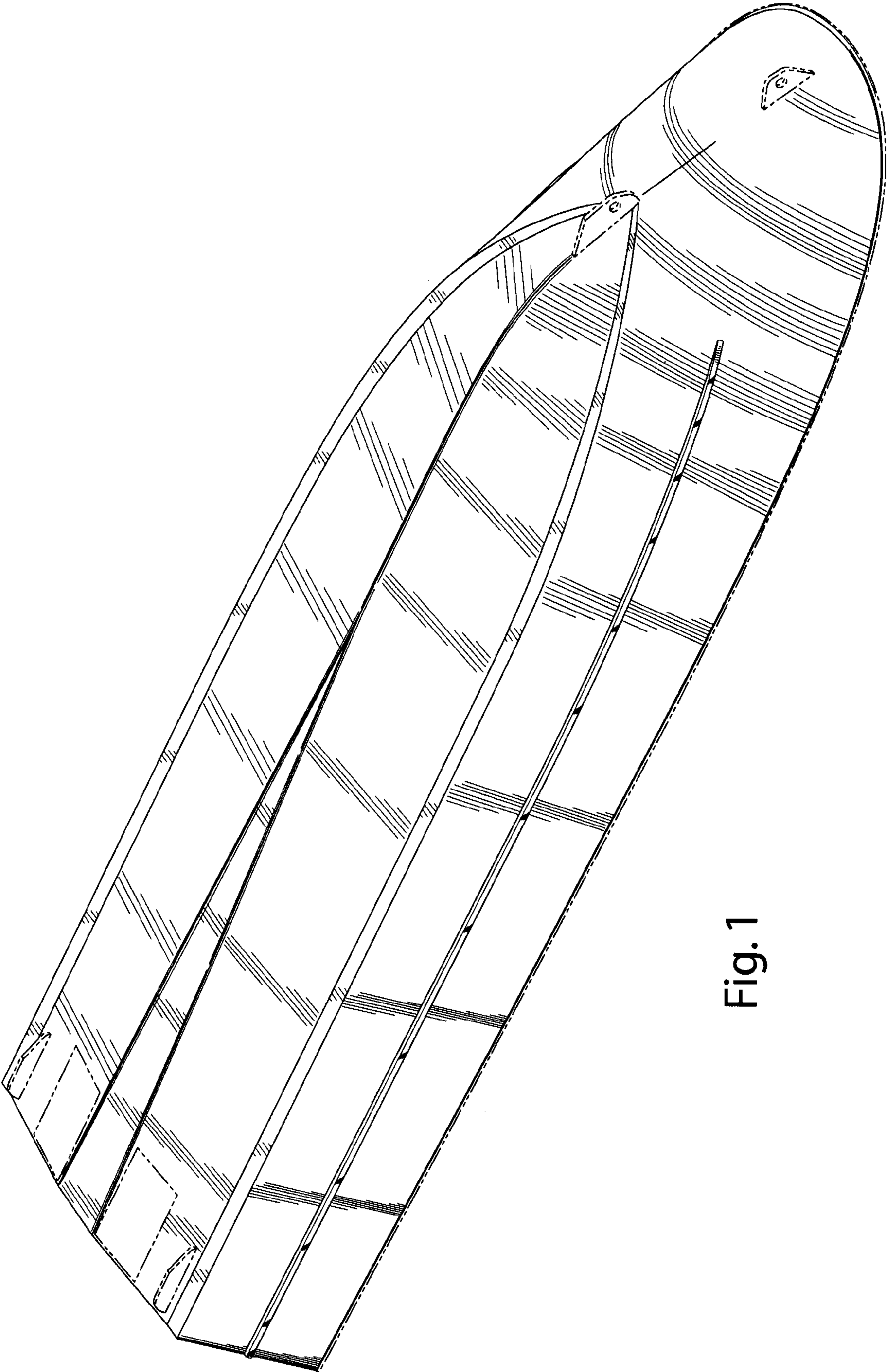


Fig. 1




Fig. 2

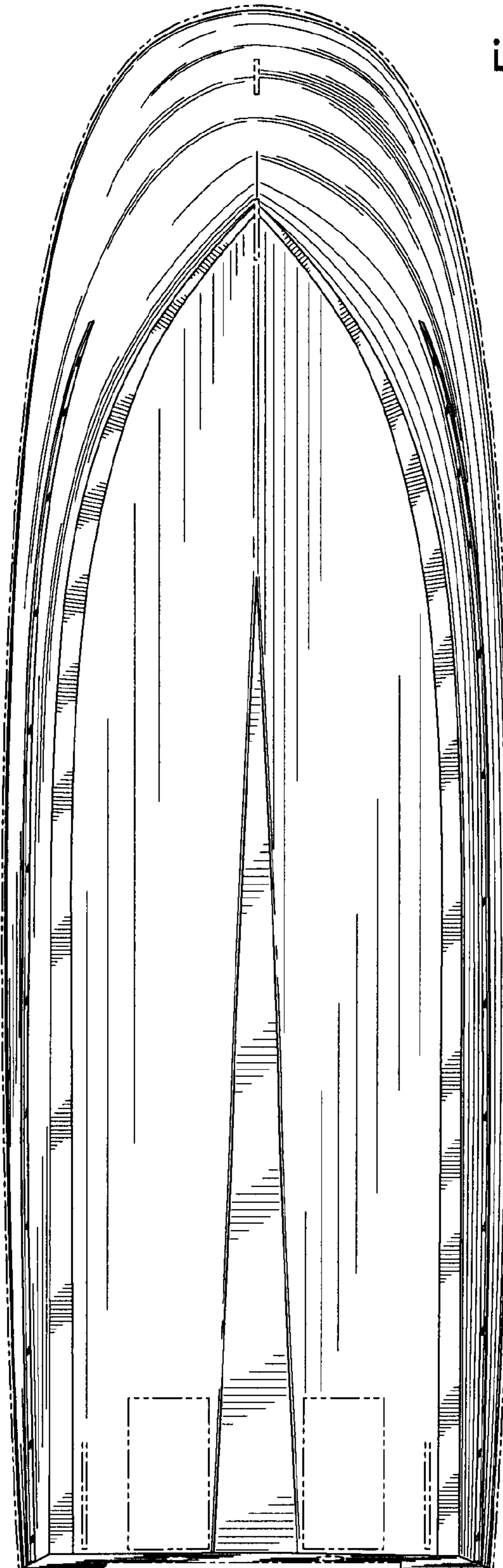


Fig. 3

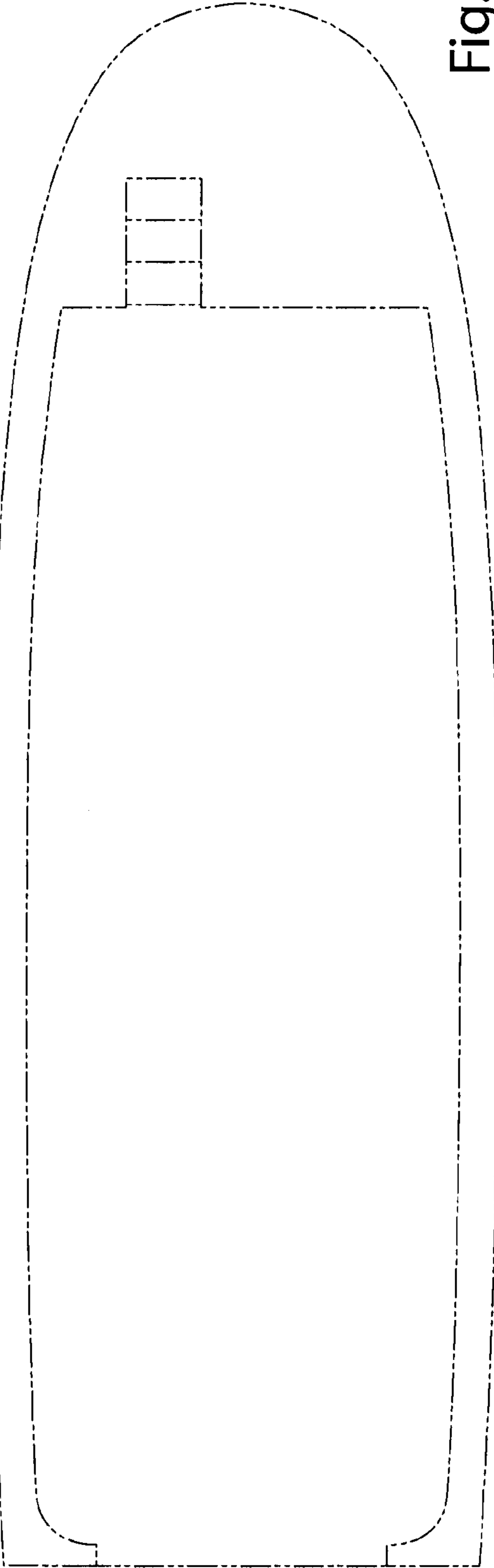


Fig. 4

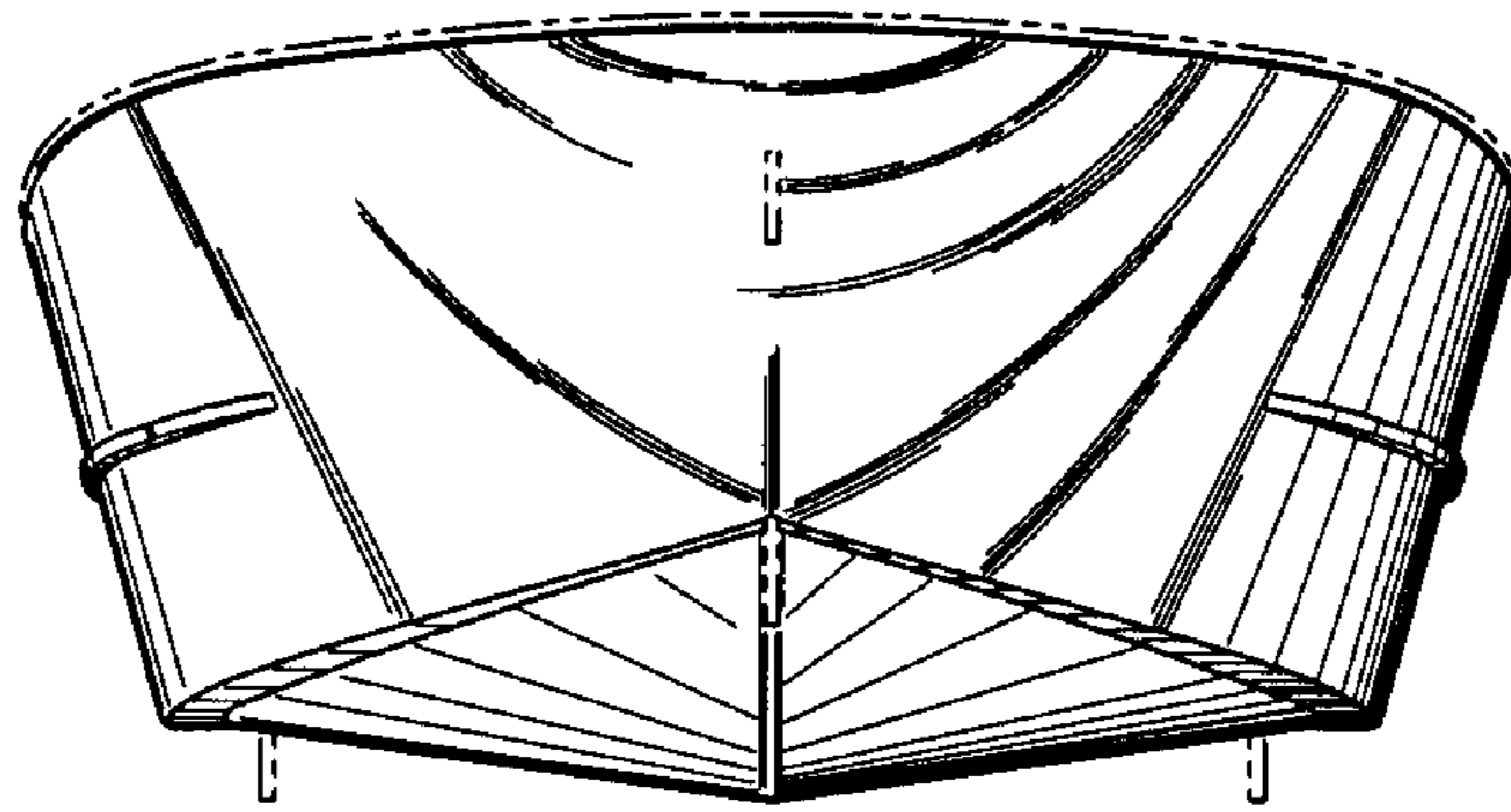


Fig. 5

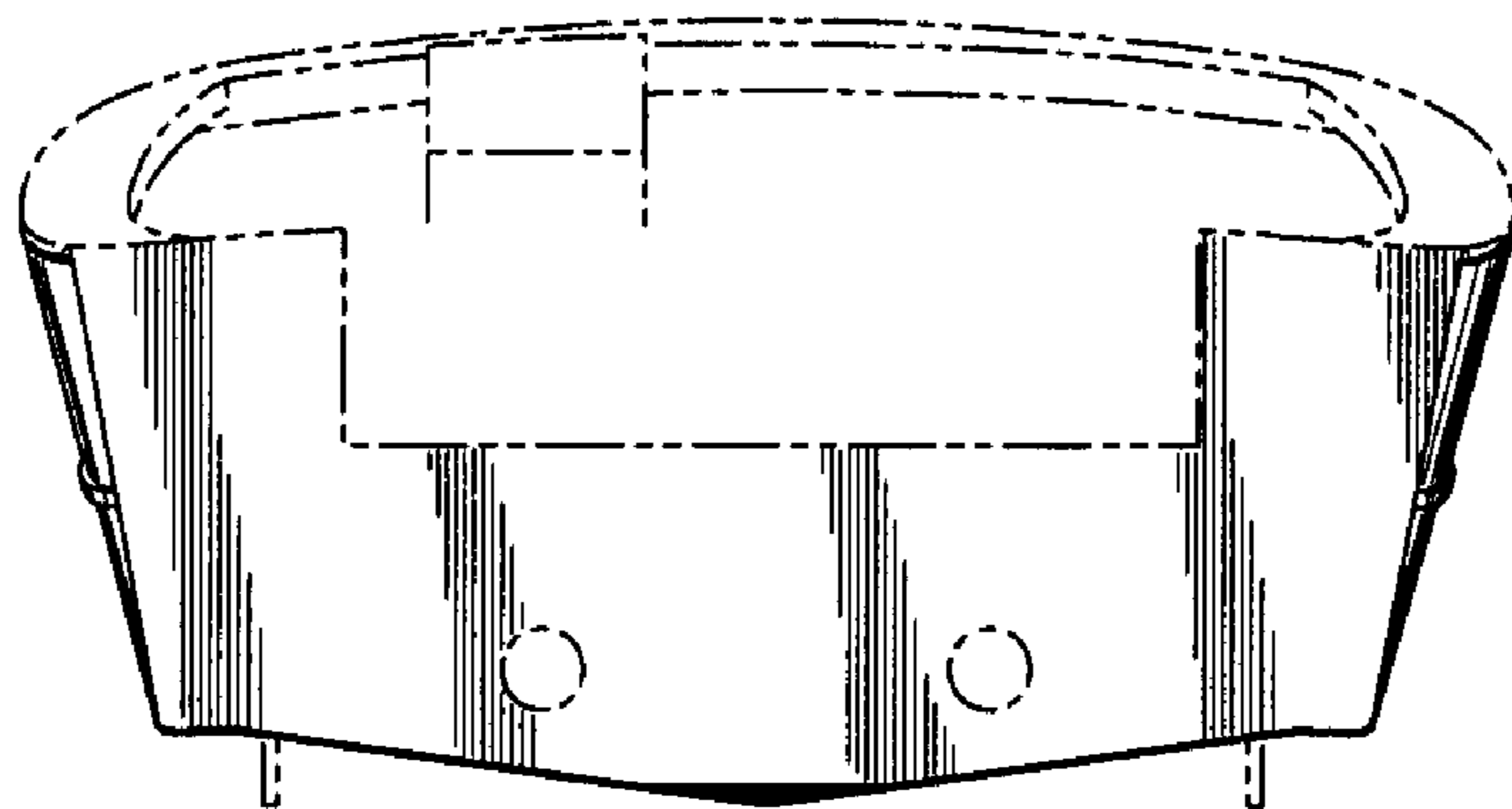


Fig. 6