



US00D651507S

(12) **United States Design Patent**
Dotsey

(10) **Patent No.:** **US D651,507 S**
(45) **Date of Patent:** **** Jan. 3, 2012**

- (54) **SCREW TYPE FASTENER**
- (75) Inventor: **Michael Dotsey**, Pottstown, PA (US)
- (73) Assignee: **AZEK Building Products, Inc.**,
Scranton, PA (US)
- (**) Term: **14 Years**
- (21) Appl. No.: **29/356,196**
- (22) Filed: **Feb. 22, 2010**
- (51) **LOC (9) Cl.** **08-08**
- (52) **U.S. Cl.** **D8/387**
- (58) **Field of Classification Search** D8/387,
D8/388, 391; 411/378-379, 393-394, 411,
411/402-405, 178, 184, 188, 412, 481, 387.1
See application file for complete search history.

- D614,942 S * 5/2010 Gaudron D8/387
- 7,914,245 B2 * 3/2011 Lin et al. 411/386
- D637,896 S * 5/2011 Dotsey D8/387

OTHER PUBLICATIONS

Web Page—www.LittleMachineShop.com 2007.

* cited by examiner

Primary Examiner — Holly Baynham

Assistant Examiner — Sheryl Lane

(74) *Attorney, Agent, or Firm* — Buchanan Ingersoll &
Rooney PC

(57) **CLAIM**

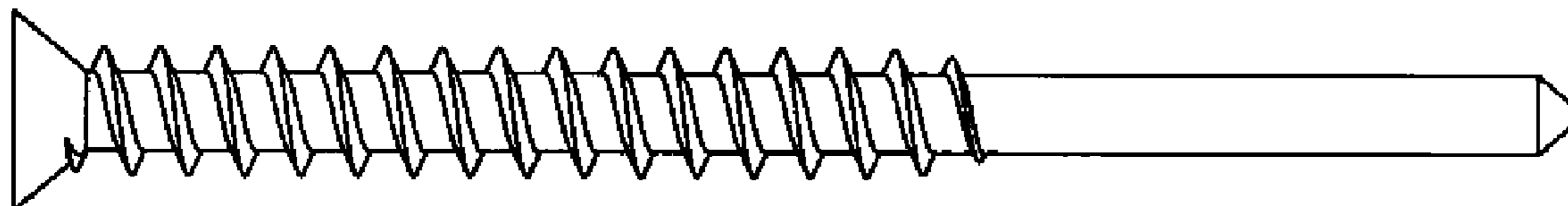
The ornamental design for a screw type fastener, as shown
and described.

DESCRIPTION

FIG. 1 is a front view of my screw type fastener;
FIG. 2 is a top view thereof;
FIG. 3 is a bottom view thereof; and,
FIG. 4 is a rear view thereof.
The broken line showing of the cavity for receiving a wrench
or screw driver is for the purpose of showing portions of the
article that forms no part of the claimed design.

1 Claim, 1 Drawing Sheet

- (56) **References Cited**
- U.S. PATENT DOCUMENTS
- D416,475 S * 11/1999 DePrisco D8/387
- 6,302,632 B1 * 10/2001 Lin 411/404
- D469,007 S * 1/2003 Chen et al. D8/387
- D557,130 S * 12/2007 Kashikura et al. D8/387
- D557,131 S * 12/2007 Liu D8/387
- D567,644 S * 4/2008 Liu D8/387
- D581,776 S * 12/2008 Yin-Feng D8/387



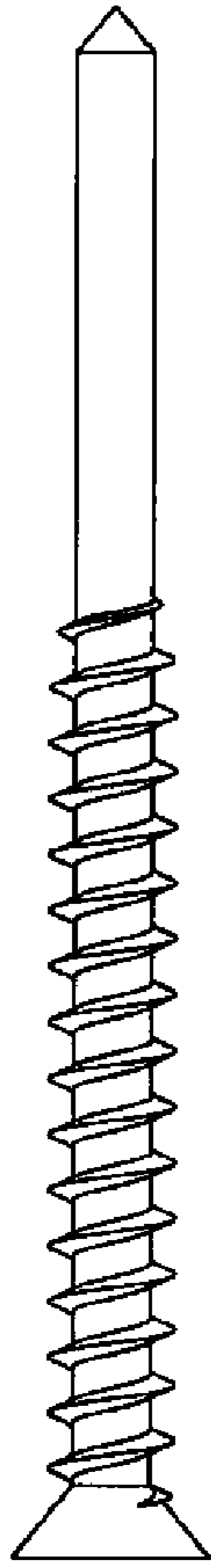


Fig. 1

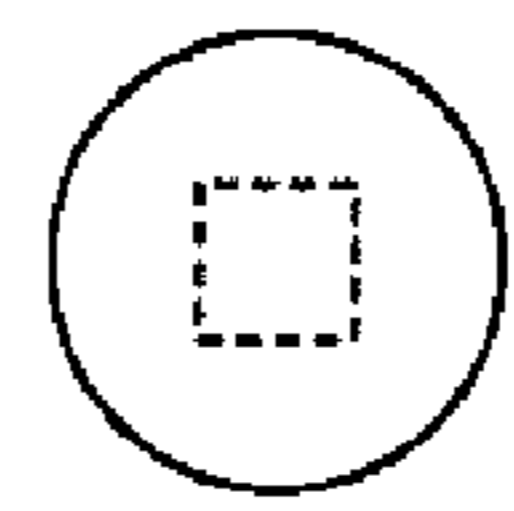


Fig. 2

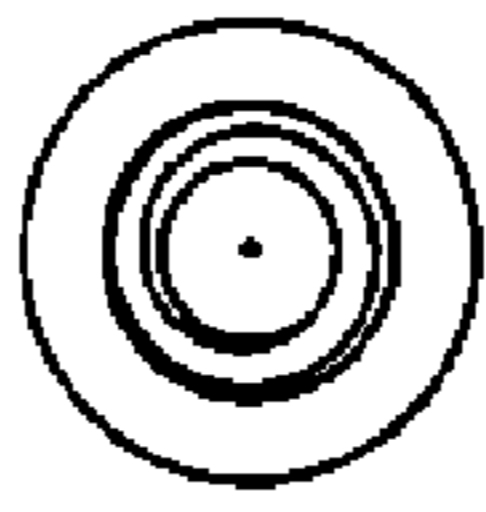


Fig. 3

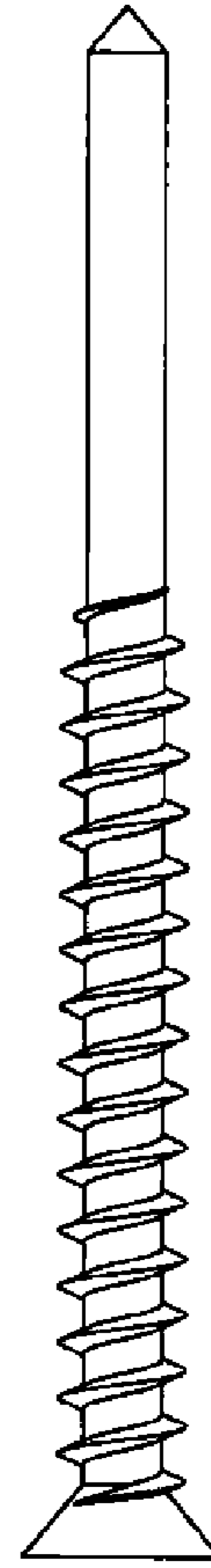


Fig. 4