



US00D651506S

(12) **United States Design Patent**
Nilsson

(10) **Patent No.:** **US D651,506 S**
(45) **Date of Patent:** **** Jan. 3, 2012**

(54) **GRAVITY SHELF BRACKET**

(76) Inventor: **Rickard Nilsson**, Diez (DE)

(**) Term: **14 Years**

(21) Appl. No.: **29/386,624**

(22) Filed: **Mar. 3, 2011**

(51) **LOC (9) Cl.** **08-05**

(52) **U.S. Cl.** **D8/381**

(58) **Field of Classification Search** D8/394,
D8/381, 380, 373, 371, 366, 354, 349; D6/574,
D6/511, 479, 478, 474, 466, 463, 436, 399;
D25/132, 131, 126, 123; D23/267; 248/68.1,
248/65, 49, 243; 211/87.01, 191-193, 188,
211/187, 134; 108/157.13, 152, 110, 108,
108/105

See application file for complete search history.

(56) **References Cited**

U.S. PATENT DOCUMENTS

D27,604 S * 8/1897 Scott D6/463
D28,437 S * 3/1898 Jones D6/463
D192,017 S * 1/1962 Moore D6/463
3,701,558 A * 10/1972 Baker 294/33

D249,913 S * 10/1978 Nicely D6/463
5,794,999 A * 8/1998 Corsaro 294/16
D442,063 S * 5/2001 Snyder D8/349

* cited by examiner

Primary Examiner — Susan Bennett Hattan

(74) *Attorney, Agent, or Firm* — Pryor Cashman LLP;
Andrew S. Langsam


(57) **CLAIM**

The ornamental design for a gravity shelf bracket, as shown and described.

DESCRIPTION

FIG. 1 is a perspective view of the present invention, a gravity shelf bracket;
FIG. 2 is front elevational view of the present invention showing the gravity shelf bracket;
FIG. 3 is a rear elevational view of the present invention showing the gravity shelf bracket;
FIG. 4 is a left side elevational view of the present invention showing the gravity shelf bracket;
FIG. 5 is a right side elevational view of the present invention showing the gravity shelf bracket;
FIG. 6 is a top plan view of the present invention showing the gravity shelf bracket; and,
FIG. 7 is a bottom plan view of the present invention showing the gravity shelf bracket.

1 Claim, 4 Drawing Sheets






FIG. 1




FIG. 2




FIG. 3




FIG. 4




FIG. 5



FIG. 6



FIG. 7