



US00D651494S

(12) **United States Design Patent**
Bhasin

(10) **Patent No.:** **US D651,494 S**
(45) **Date of Patent:** **** Jan. 3, 2012**

(54) **SCISSORS**

(75) Inventor: **Hanuman Prasad Bhasin**, Suita (JP)

(73) Assignee: **B.H.P. Industries Co., Ltd.**, Suita-shi (JP)

(**) Term: **14 Years**

(21) Appl. No.: **29/390,036**

(22) Filed: **Apr. 19, 2011**

(30) **Foreign Application Priority Data**

Nov. 30, 2010 (JP) 2010-028553

(51) **LOC (9) Cl.** **08-05**

(52) **U.S. Cl.** **D8/57**

(58) **Field of Classification Search** D8/99,
D8/98, 93, 63, 61, 58, 57, 56, 55, 53, 5, 107,
D8/104, 105; D7/693; D24/148, 149; D21/532;
7/135; 606/45, 46, 48, 174; 30/349, 260,
30/123

See application file for complete search history.

(56) **References Cited**

U.S. PATENT DOCUMENTS

2,131,395	A *	9/1938	Voss	81/3.56
D243,650	S *	3/1977	Hayashi	D8/55
D256,215	S *	8/1980	Chen	D8/57
D280,283	S *	8/1985	Asano	D8/57
D296,295	S *	6/1988	Cain	D8/57
5,097,599	A *	3/1992	Hasegawa	30/359
D337,248	S *	7/1993	Tanfoglio	D8/57
D358,748	S *	5/1995	Ramsey et al.	D8/57

D384,260	S *	9/1997	Dunch	D8/57
D394,593	S *	5/1998	Komori	D8/57
D431,436	S *	10/2000	Gstalter	D8/57
D471,779	S *	3/2003	Chen	D8/57
D523,714	S *	6/2006	Peterson et al.	D8/57
D542,614	S *	5/2007	Lang	D8/57
D543,080	S *	5/2007	Haquin	D8/57
D554,961	S *	11/2007	Kurz	D8/57
D573,430	S *	7/2008	Newbould et al.	D8/57
7,458,160	B2 *	12/2008	Escobar et al.	30/232
D613,141	S *	4/2010	Wang	D8/57

* cited by examiner

Primary Examiner — Austin Murphy

(74) *Attorney, Agent, or Firm* — W. F. Fasse; W. G. Fasse

(57) **CLAIM**

The ornamental design for a scissors, as shown and described.

DESCRIPTION

FIG. 1 is a front view of a scissors showing my new design;
 FIG. 2 is a rear view thereof;
 FIG. 3 is a top plan view thereof;
 FIG. 4 is a bottom plan view thereof;
 FIG. 5 is a left side view thereof;
 FIG. 6 is a right side view thereof;
 FIG. 7 is an end view of the sectioned part taken along the
 arrowed line A-A thereof;
 FIG. 8 is an end view of the sectioned part taken along the
 arrowed line B-B thereof;
 FIG. 9 is an enlarged view taken along the arrowed line C-C
 thereof;
 FIG. 10 is a front view thereof showing the opened state; and,
 FIG. 11 is a front view thereof showing the exploded state.

1 Claim, 5 Drawing Sheets

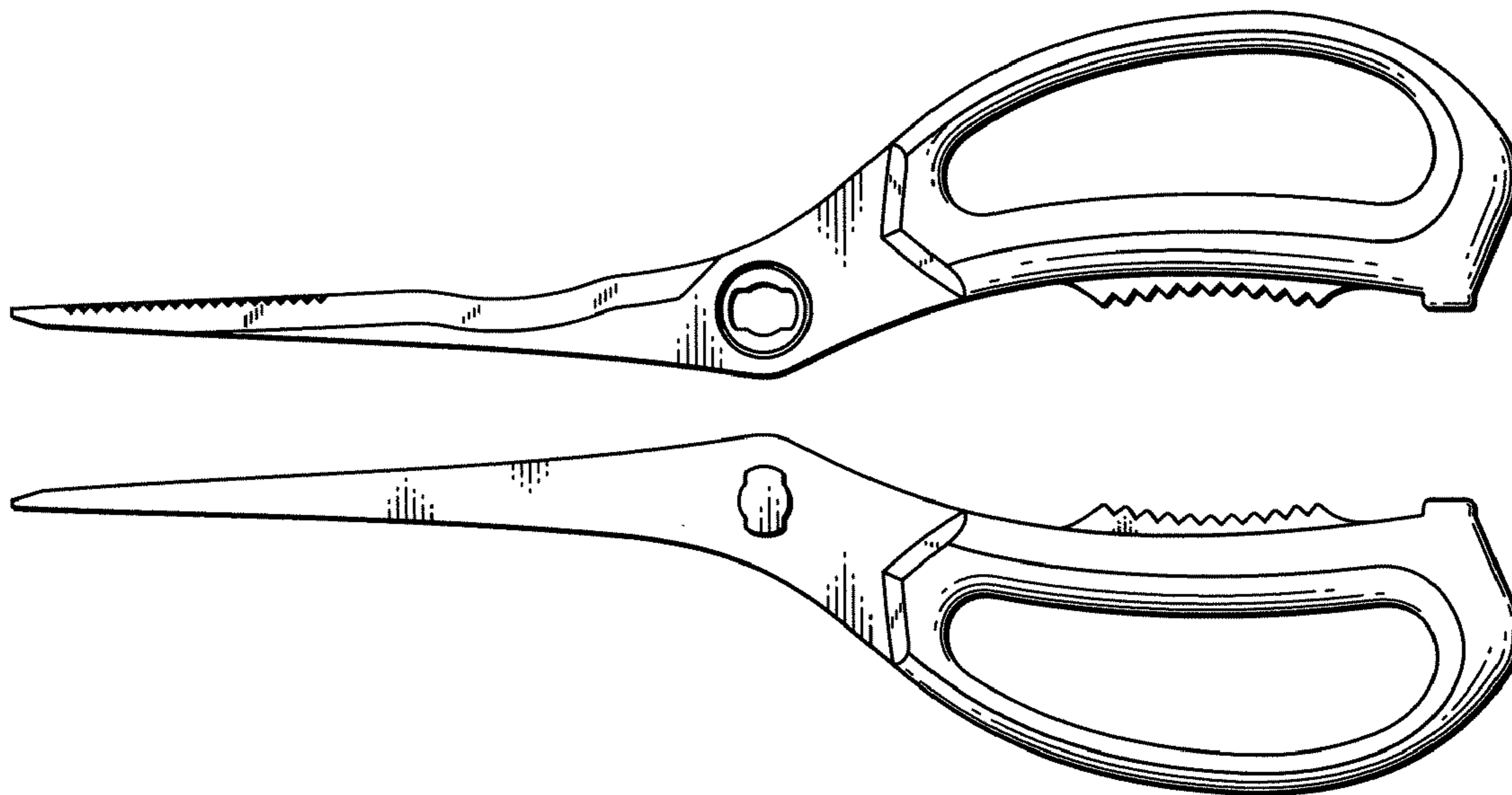


FIG.1

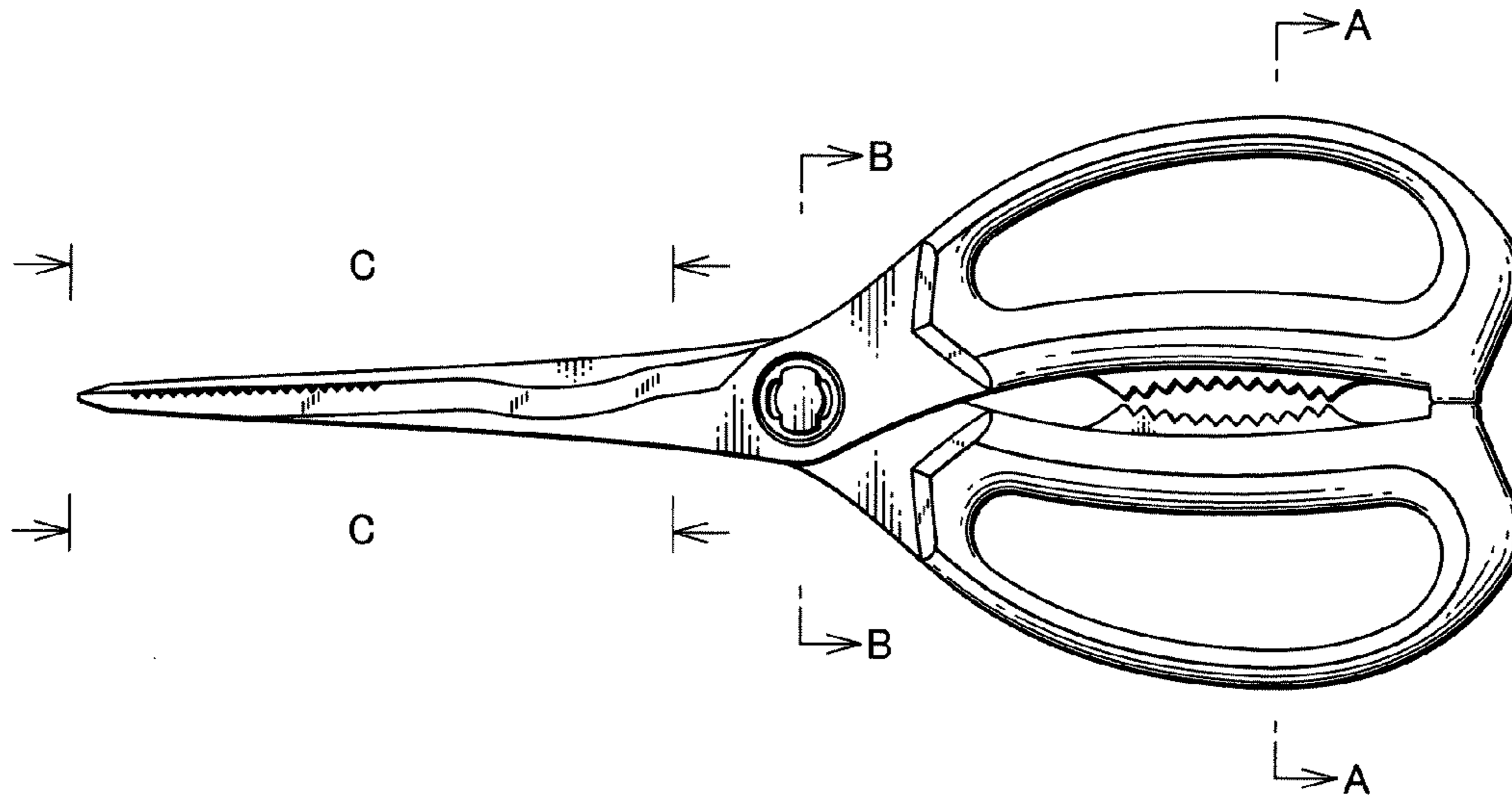


FIG.2

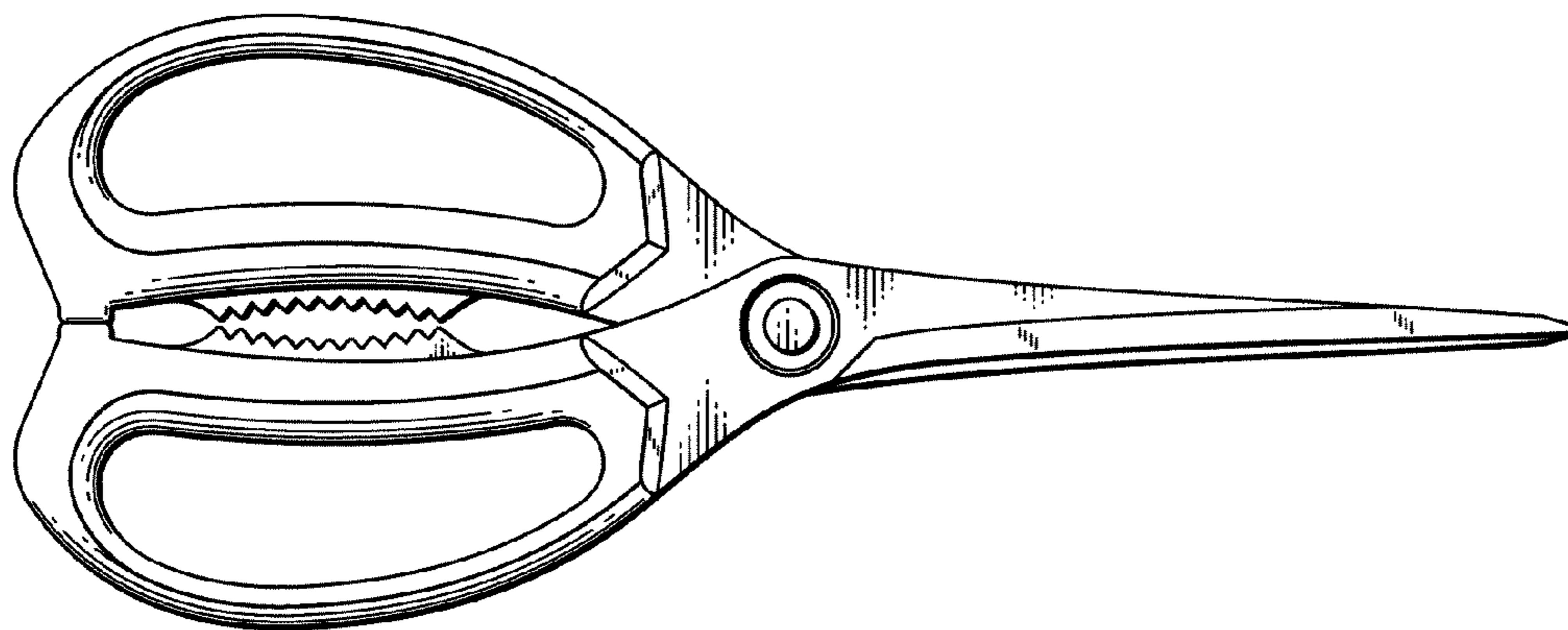


FIG.3

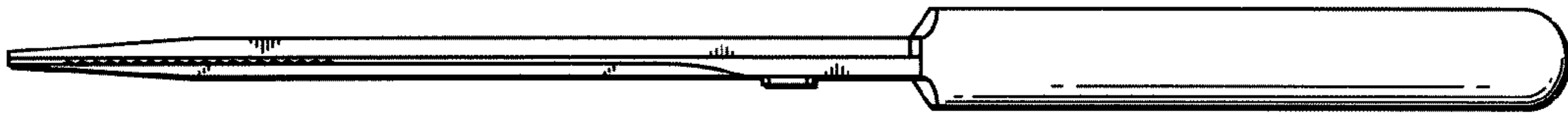


FIG.4

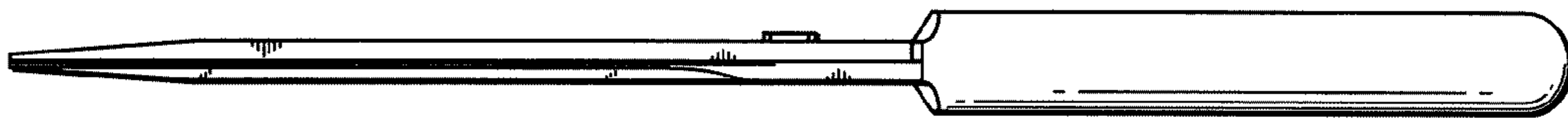


FIG.5



FIG.6



FIG.7



FIG.8



FIG.9

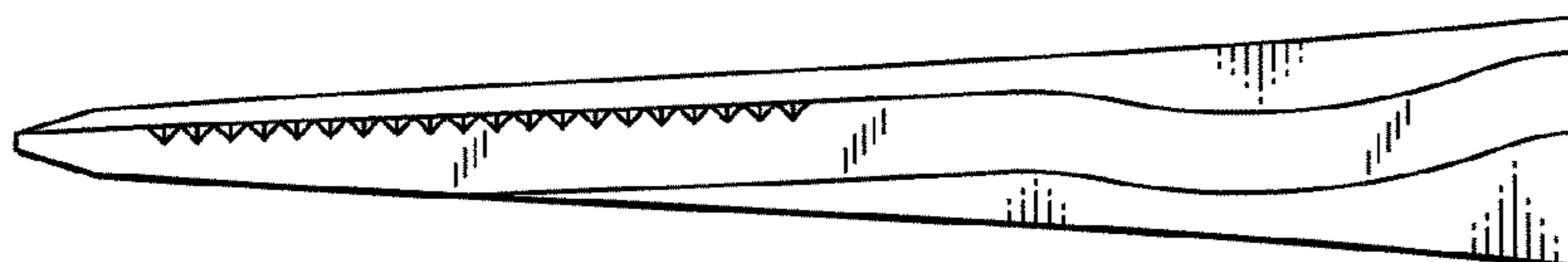


FIG.10

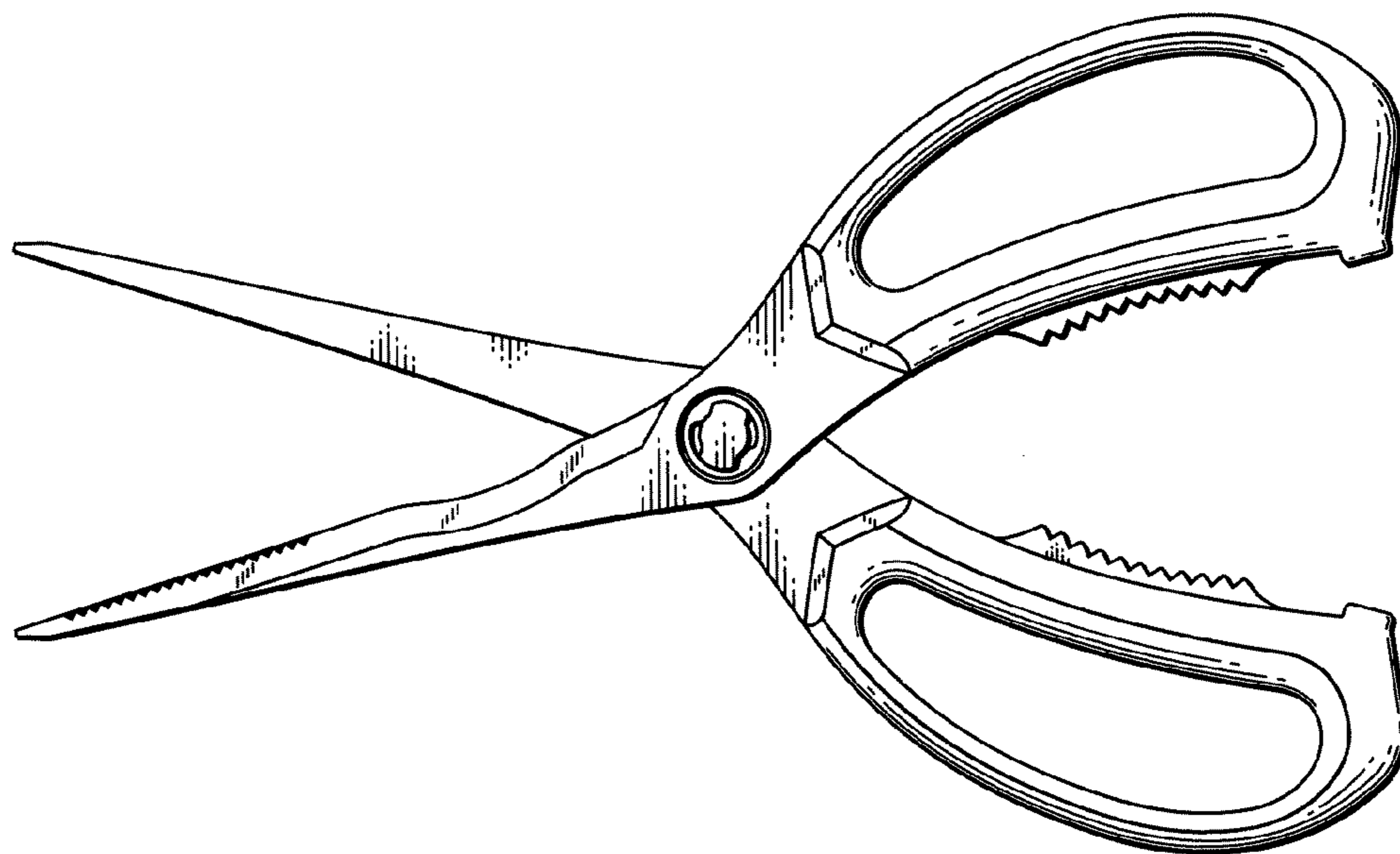


FIG.11

