



US00D651484S

(12) **United States Design Patent**
Zemel

(10) **Patent No.:** **US D651,484 S**

(45) **Date of Patent:** **** Jan. 3, 2012**

(54) **KEBAB RACK**

(75) Inventor: **Marc Zemel**, Melville, NY (US)

(73) Assignee: **Mr. BAR-B-Q-, Inc.**, Old Bethpage, NY (US)

(**) Term: **14 Years**

(21) Appl. No.: **29/376,764**

(22) Filed: **Oct. 12, 2010**

(51) **LOC (9) Cl.** **07-06**

(52) **U.S. Cl.** **D7/683**

(58) **Field of Classification Search** D7/368,
D7/669, 671, 683, 684, 381, 387, 412, 653,
D7/654, 662, 663, 600.1-600.4; 30/322,
30/323; 99/419, 421 A, 421 R, 426, 441;
294/49, 50, 55.5, 61, 120, 122, 182
See application file for complete search history.

(56) **References Cited**

U.S. PATENT DOCUMENTS

260,237	A *	6/1882	Reddick	30/322
273,154	A *	2/1883	Ray et al.	30/322
D24,534	S *	8/1895	Hirsch	D7/663
D25,384	S *	4/1896	Dazun	D7/663
583,063	A *	5/1897	Martinie	99/340
685,342	A *	10/1901	Naylor	99/340
1,063,516	A *	6/1913	Dunn et al.	99/340
1,768,425	A *	6/1930	Smith	30/322
2,305,706	A *	12/1942	Henry	30/122
2,517,448	A *	8/1950	Schmeling	99/421 A
2,697,627	A *	12/1954	La Fond	294/32
2,720,699	A *	10/1955	Boruvka	30/322
2,815,706	A *	12/1957	Weinberger	99/419
2,858,611	A *	11/1958	Arneberg	30/322
2,919,226	A *	12/1959	Irving	514/720
3,078,787	A *	2/1963	Arseneault	99/419

3,331,308	A *	7/1967	Hoffert	99/340
3,628,819	A *	12/1971	Fowler	294/50
D227,294	S *	6/1973	Maynard	D7/664
D228,337	S *	9/1973	Maynard	D7/683
D275,639	S *	9/1984	Kramer	D7/683
4,982,657	A *	1/1991	Ghenic	99/421 A
5,001,971	A *	3/1991	Beller	99/421 H
D329,966	S *	10/1992	Neie	D7/683
D332,033	S *	12/1992	Balibrea	D7/683
D377,888	S *	2/1997	Griffin	D7/683
5,775,207	A *	7/1998	Warren	99/394
5,887,513	A *	3/1999	Fielding et al.	99/421 A
6,155,162	A *	12/2000	Wang	99/421 A
6,196,121	B1 *	3/2001	Crowl	99/421 A
6,474,224	B1 *	11/2002	Natter	99/421 A
D479,444	S *	9/2003	Conigliaro	D7/683
D500,939	S *	1/2005	Aswad	D7/683

* cited by examiner

Primary Examiner — Elizabeth J Oswecki

(74) *Attorney, Agent, or Firm* — Carter, DeLuca, Farrell & Schmidt LLP

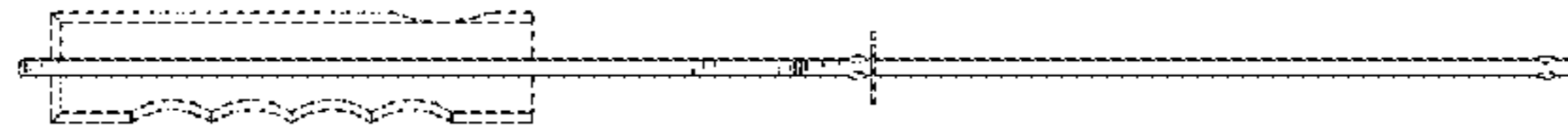
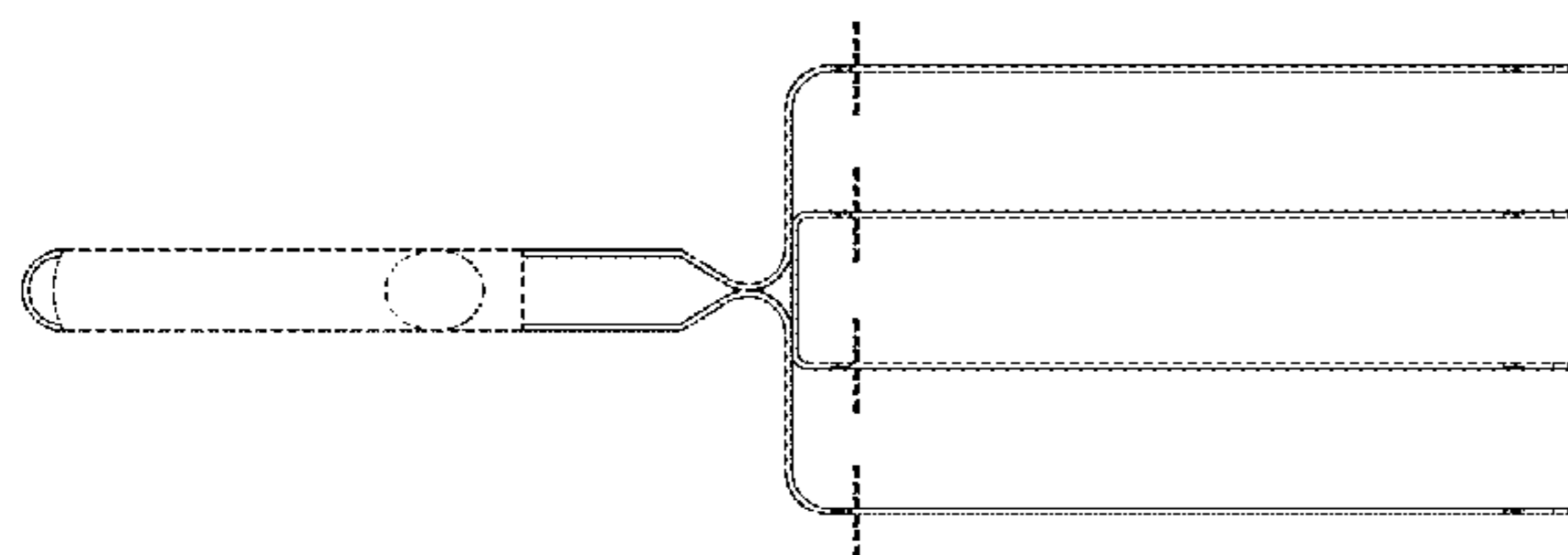
(57) **CLAIM**

The ornamental design for a kebab rack, as shown and described.

DESCRIPTION

FIG. 1 is a top plan view of a kebab rack, showing my new design;
FIG. 2 is a bottom plan view thereof;
FIG. 3 is a front elevational view thereof, the rear elevational view being a mirror image thereof;
FIG. 4 is a left side view thereof; and,
FIG. 5 is a right side view thereof.
In the drawings, the broken lines in FIGS. 1-5 depict portions of the design that form no part of the claim.

1 Claim, 2 Drawing Sheets



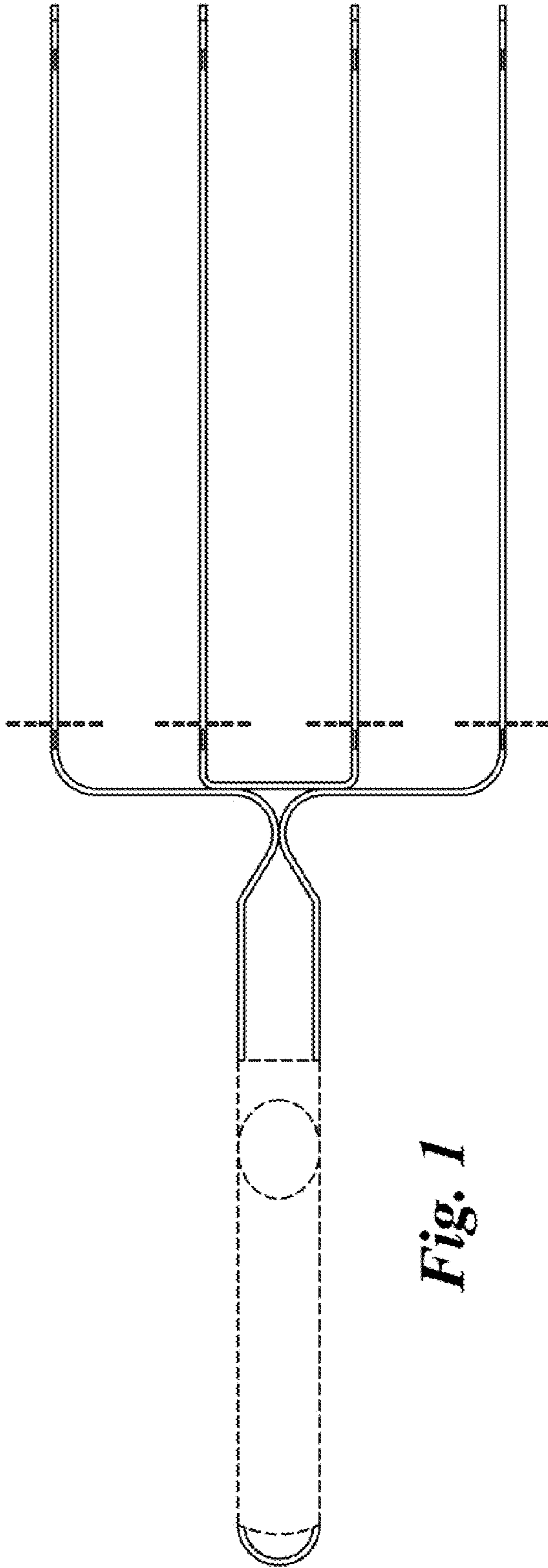


Fig. 1

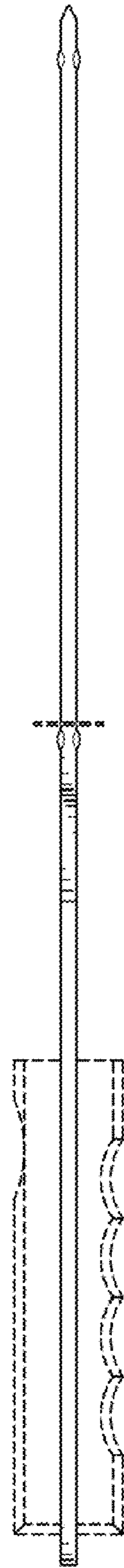


Fig. 3

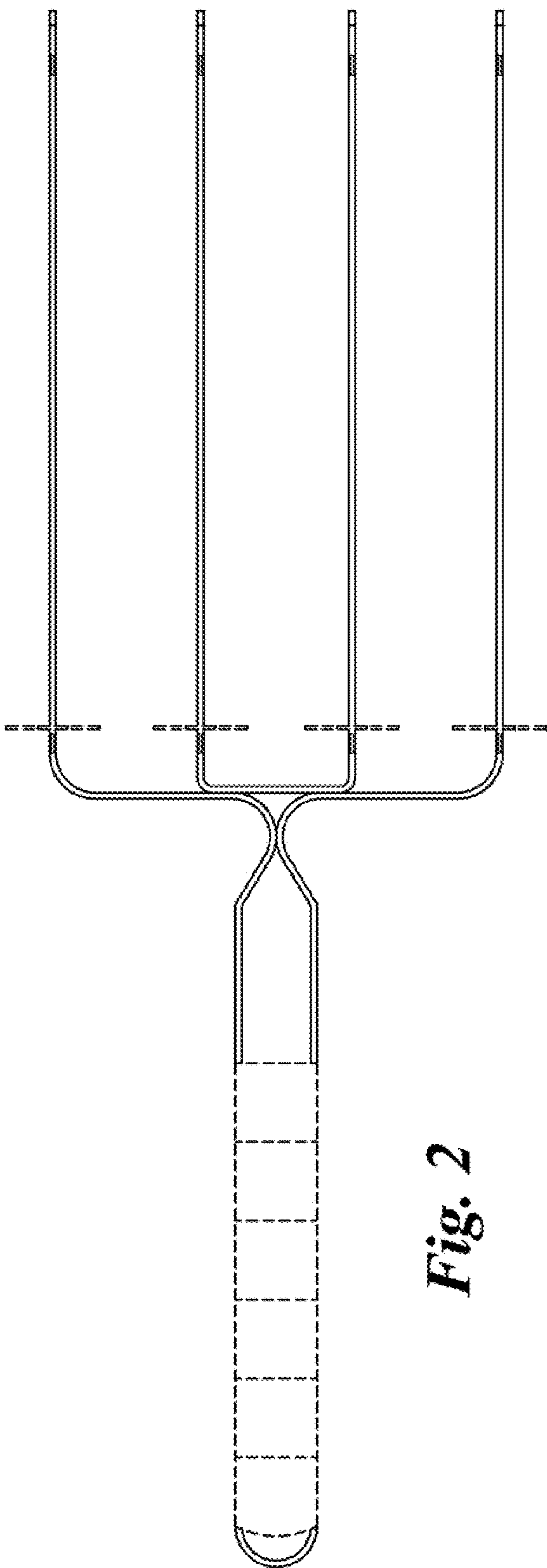


Fig. 2



Fig. 4

Fig. 5