

US00D651472S

(12) **United States Design Patent**
Brown

(10) **Patent No.:** **US D651,472 S**

(45) **Date of Patent:** **** Jan. 3, 2012**

(54) **COOLER**

(76) Inventor: **Johnny Brown**, Chattanooga, TN (US)

(**) Term: **14 Years**

(21) Appl. No.: **29/383,877**

(22) Filed: **Jan. 24, 2011**

(51) **LOC (9) Cl.** **07-01**

(52) **U.S. Cl.** **D7/605**

(58) **Field of Classification Search** D15/79,
D15/81-83, 89; D7/553.3, 605; 220/592.01-592.05,
220/592.16, 592.2, 592.25, 4.31, 507, 533,
220/915.1, 915.2; 62/440-449, 457.1-457,
62/246-255, 337, 3.5-3.7; 312/116, 247,
312/270.3, 319, 401; D12/245

See application file for complete search history.

(56) **References Cited**

U.S. PATENT DOCUMENTS

4,541,539	A *	9/1985	Matthews	220/555
D284,620	S *	7/1986	Calton	D7/605
D299,406	S *	1/1989	Jacobson	D7/332
4,910,975	A *	3/1990	Derby	62/372
D316,012	S *	4/1991	Christopher	D7/605

D355,099	S *	2/1995	Dell	D7/605
D369,695	S *	5/1996	Imotani	D7/605
D403,925	S *	1/1999	Moffett et al.	D7/605
D479,440	S *	9/2003	Kennedy	D7/605
D646,528	S *	10/2011	Stallman et al.	D7/605

* cited by examiner

Primary Examiner — Mitchell Siegel

(74) *Attorney, Agent, or Firm* — Frank Marino

(57) **CLAIM**

The ornamental design for a cooler, as shown and described.

DESCRIPTION

FIG. 1 is a perspective view of a cooler according to my new design;

FIG. 2 is a front view of the cooler of FIG. 1, the rear view being identical thereto;

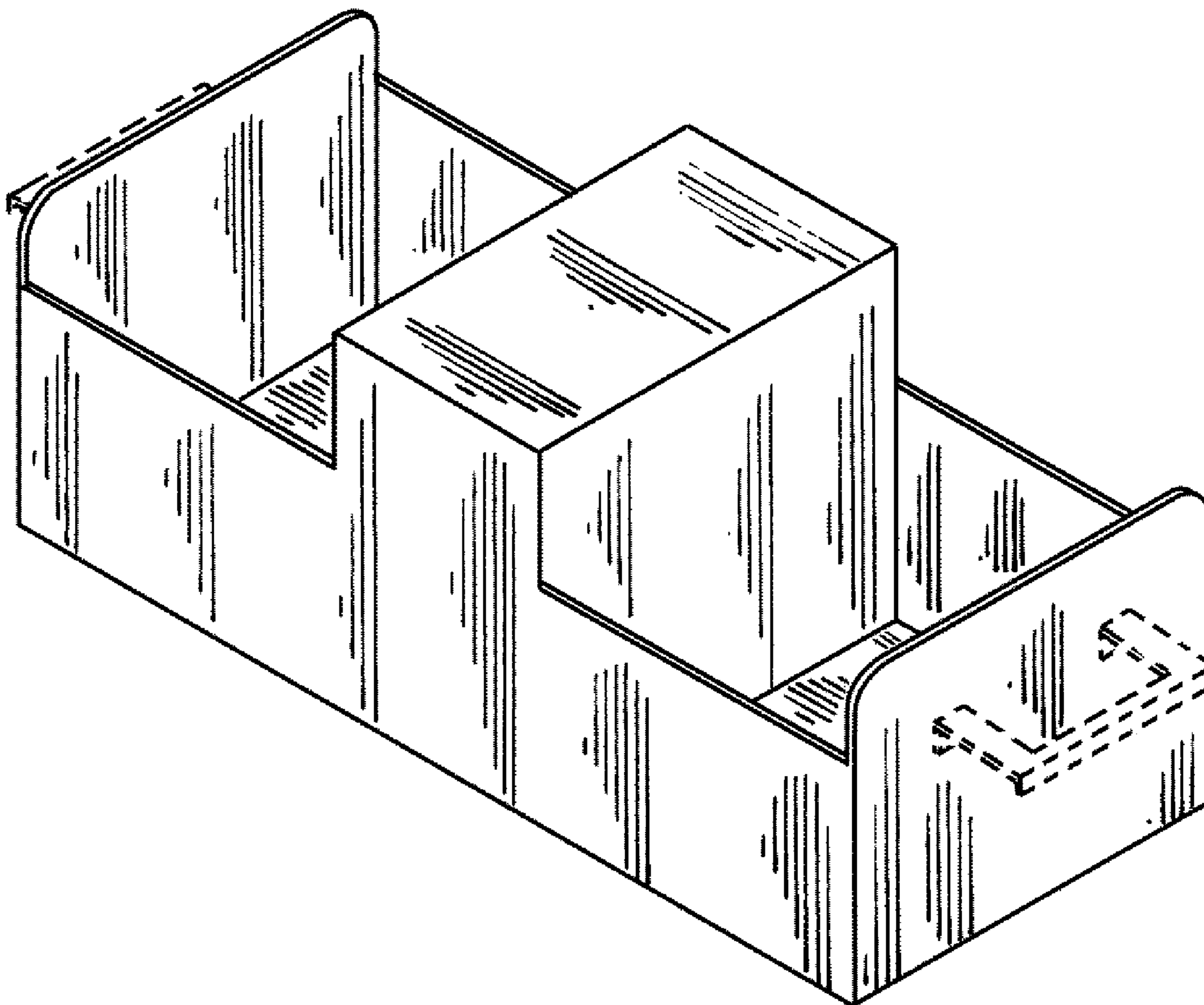
FIG. 3 is a top view of the cooler of FIG. 1;

FIG. 4 is a left side view of the cooler of FIG. 1, the right side view being identical thereto; and,

FIG. 5 is a bottom view of the cooler of FIG. 1.

Those features shown in broken lines form no part of the claimed design.

1 Claim, 1 Drawing Sheet



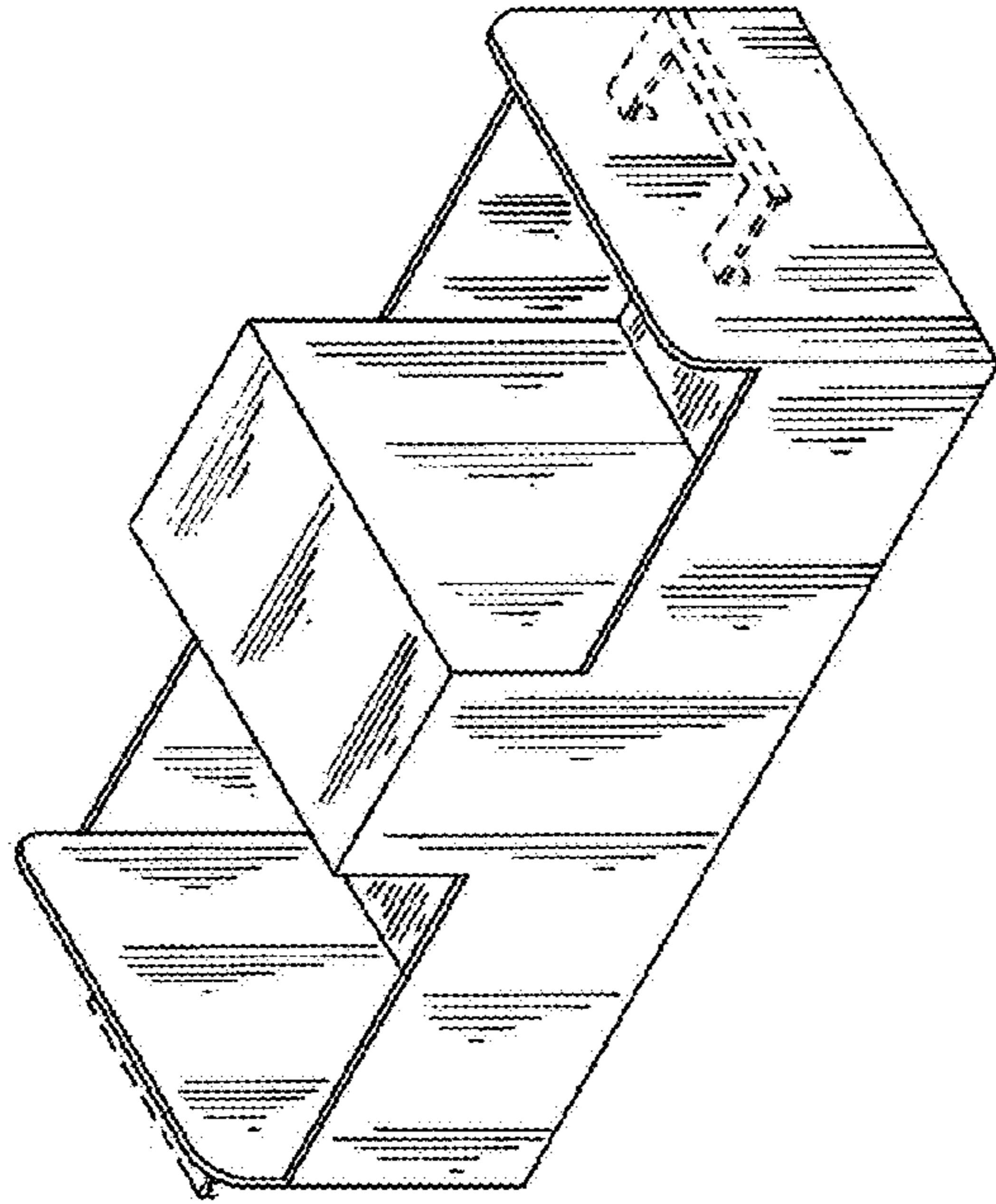


Fig. 1




Fig. 4




Fig. 3

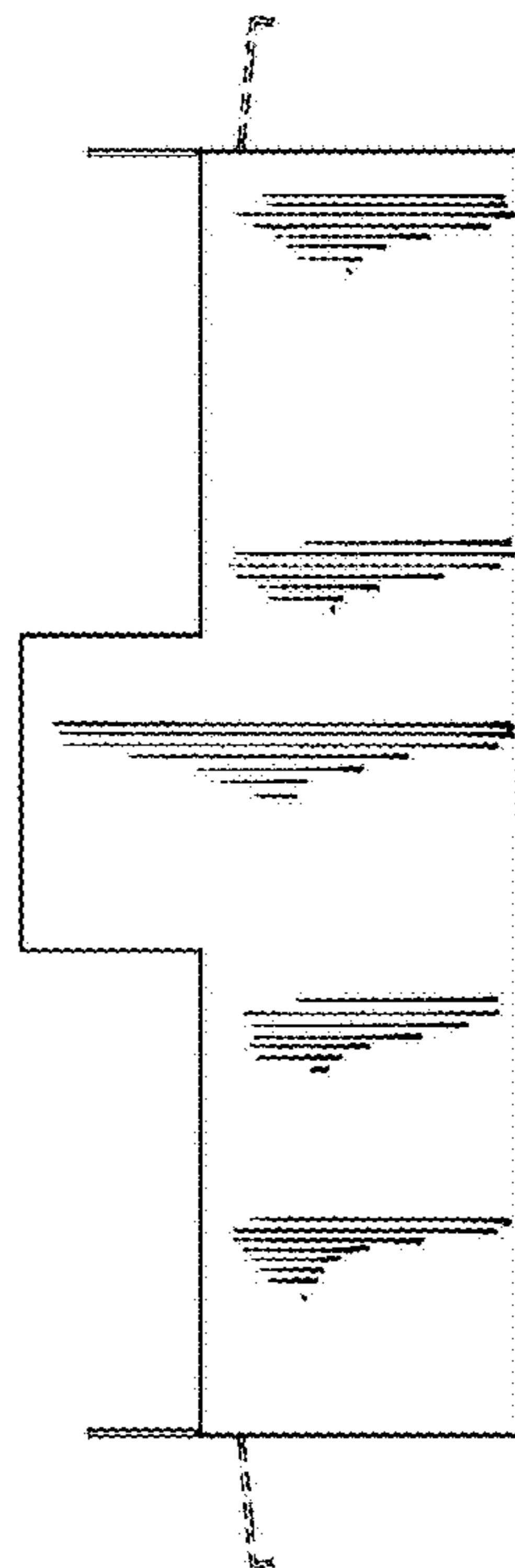


Fig. 2




Fig. 5