



US00D651468S

(12) **United States Design Patent**  
**Ozaydinli**

(10) **Patent No.:** **US D651,468 S**  
(45) **Date of Patent:** **\*\* Jan. 3, 2012**

(54) **INSIDE OUT BOTTLE GLASS**  
(75) Inventor: **Umut Hilmi Ozaydinli**, Atlanta, GA  
(US)  
(73) Assignee: **Deviant Ventures a Georgia Limited Liability Company**, Atlanta, GA (US)

D543,121 S 5/2007 Grant  
D548,528 S 8/2007 Cha et al.  
D550,039 S 9/2007 Haberli  
D581,739 S \* 12/2008 Bodum ..... D7/523  
D589,279 S \* 3/2009 Stukenberg ..... D6/466  
D595,090 S \* 6/2009 Benson ..... D7/531  
D618,510 S \* 6/2010 Ross ..... D7/523  
D618,964 S \* 7/2010 Eisenhardt ..... D7/523  
D622,104 S \* 8/2010 Ross ..... D7/523  
D623,897 S \* 9/2010 Ross ..... D7/523  
D631,294 S \* 1/2011 Ross ..... D7/523  
D634,158 S \* 3/2011 Roth et al. .... D7/396.2

(\*\*) Term: **14 Years**  
(21) Appl. No.: **29/379,050**

\* cited by examiner

(22) Filed: **Nov. 12, 2010**  
(51) **LOC (9) Cl.** ..... **07-01**  
(52) **U.S. Cl.** ..... **D7/523; D7/509; D7/531**  
(58) **Field of Classification Search** ..... **D7/523,**  
**D7/514, 515, 531, 509; 215/371, 382, 12.1,**  
**215/387; 220/603**  
See application file for complete search history.

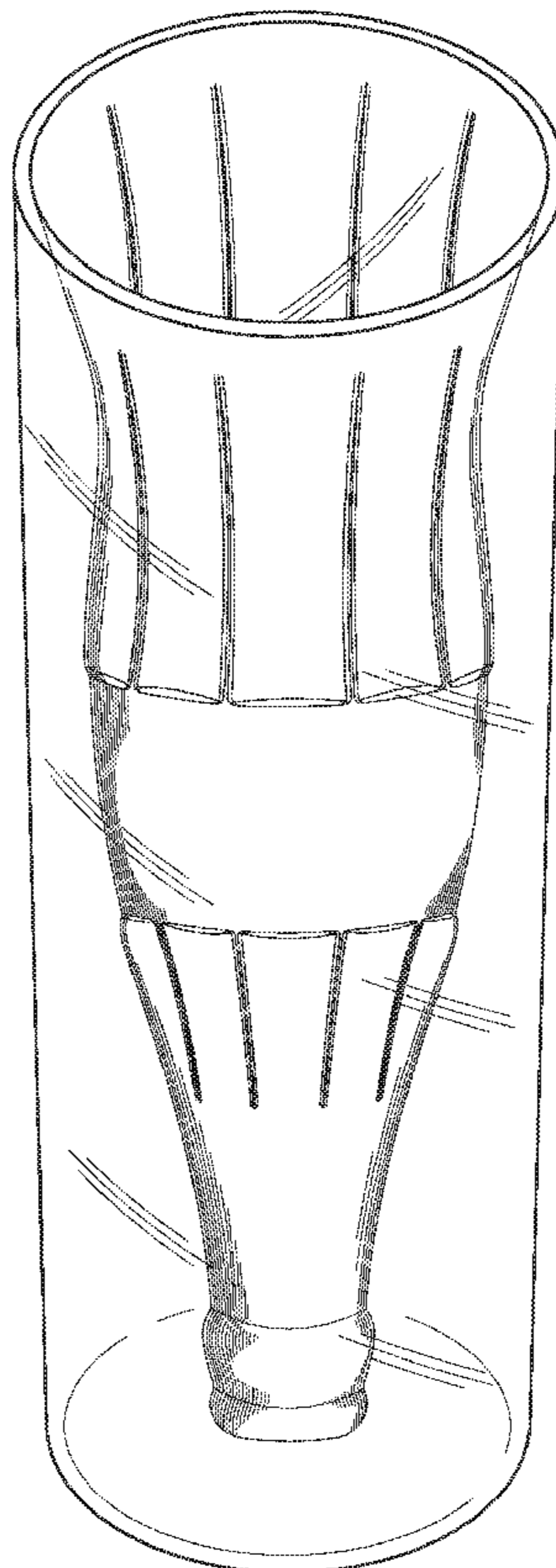
*Primary Examiner* — Marianne Pandozzi  
(74) *Attorney, Agent, or Firm* — Barlow, Josephs & Holmes, Ltd.

(57) **CLAIM**  
The ornamental design for an inside out bottle glass, as shown and described.

(56) **References Cited**  
**U.S. PATENT DOCUMENTS**  
D48,160 S 11/1915 Samuelson  
1,879,820 A \* 9/1932 Perry ..... 215/371  
1,997,055 A \* 4/1935 Graefe ..... 215/12.1  
D105,528 S 8/1937 Kelly  
D402,158 S 12/1998 Mountain, Jr. et al.  
5,857,584 A 1/1999 Taggart  
D438,982 S \* 3/2001 Lodge et al. .... D24/224  
D461,368 S 8/2002 Durand  
D509,608 S 9/2005 Brady

**DESCRIPTION**  
FIG. 1 is a perspective view of an inside out bottle glass showing my new design;  
FIG. 2 is a front elevational view thereof;  
FIG. 3 is a side elevational view thereof;  
FIG. 4 is a sectional view taken along line 4-4 of FIG. 2  
FIG. 5 is a top plan view thereof; and,  
FIG. 6 is a bottom plan view thereof.

**1 Claim, 5 Drawing Sheets**



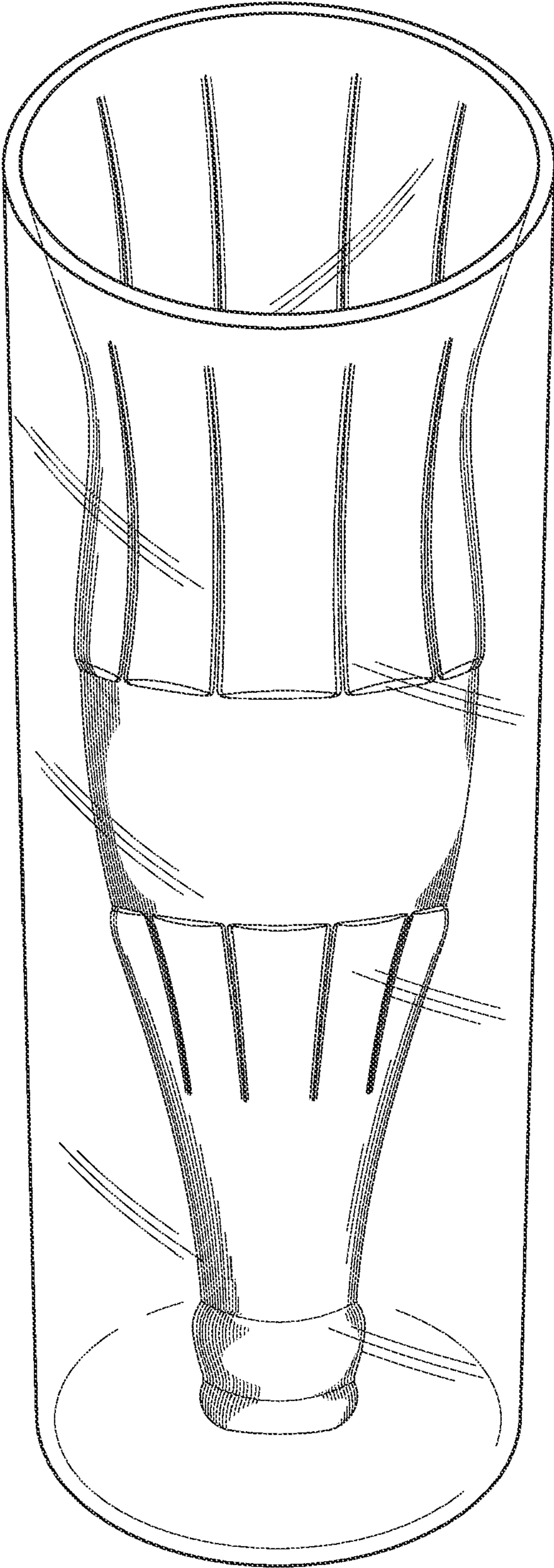


Fig. 1

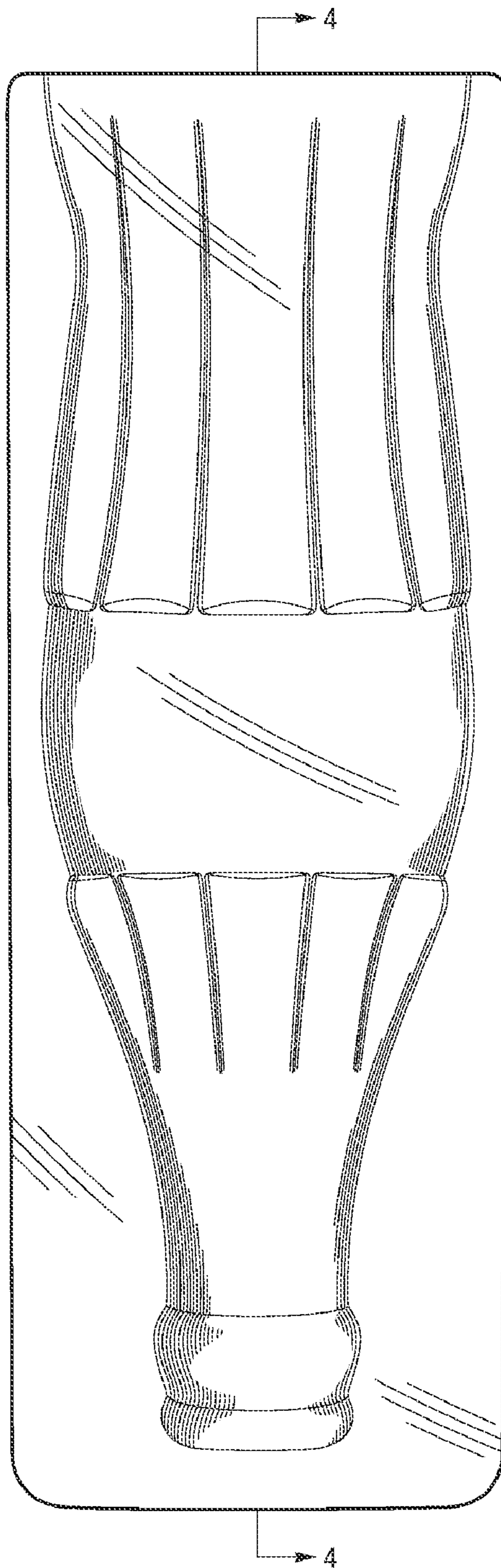


Fig. 2

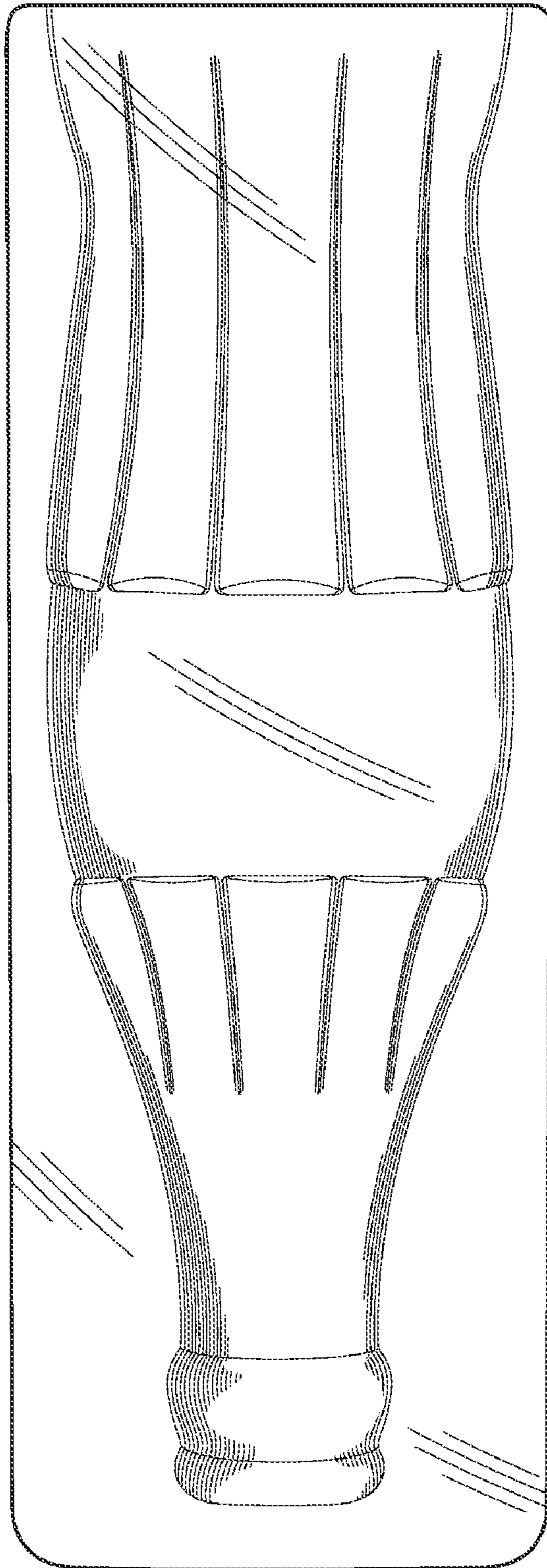


Fig. 3

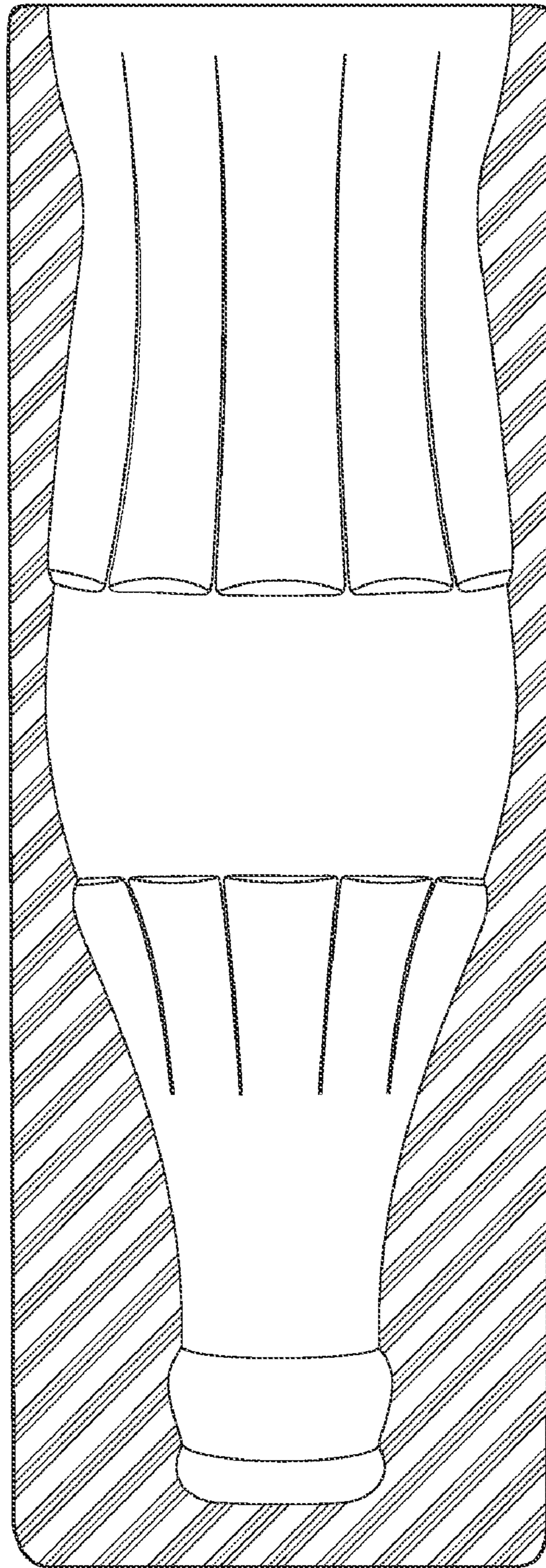


Fig. 4

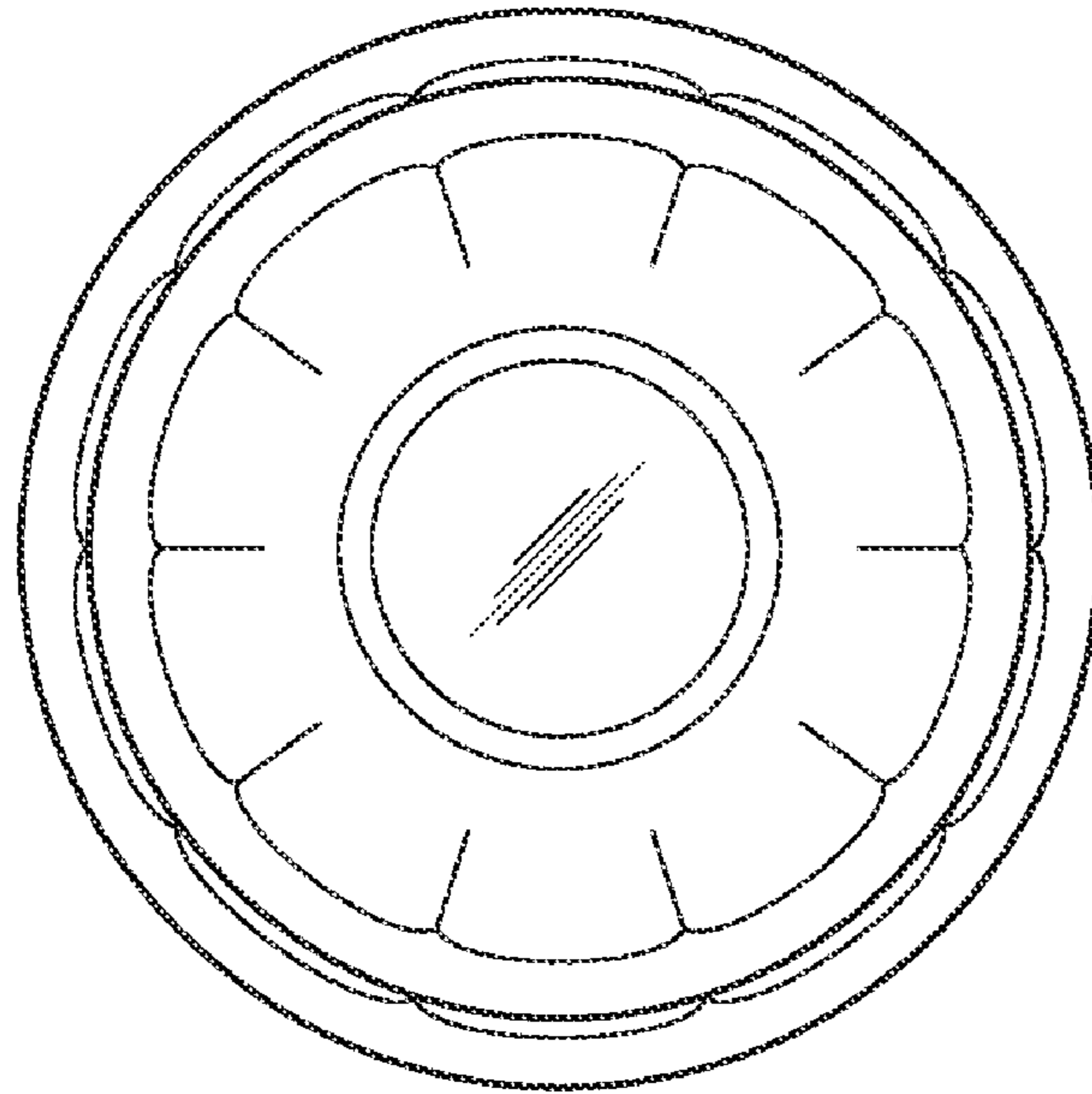


Fig. 5

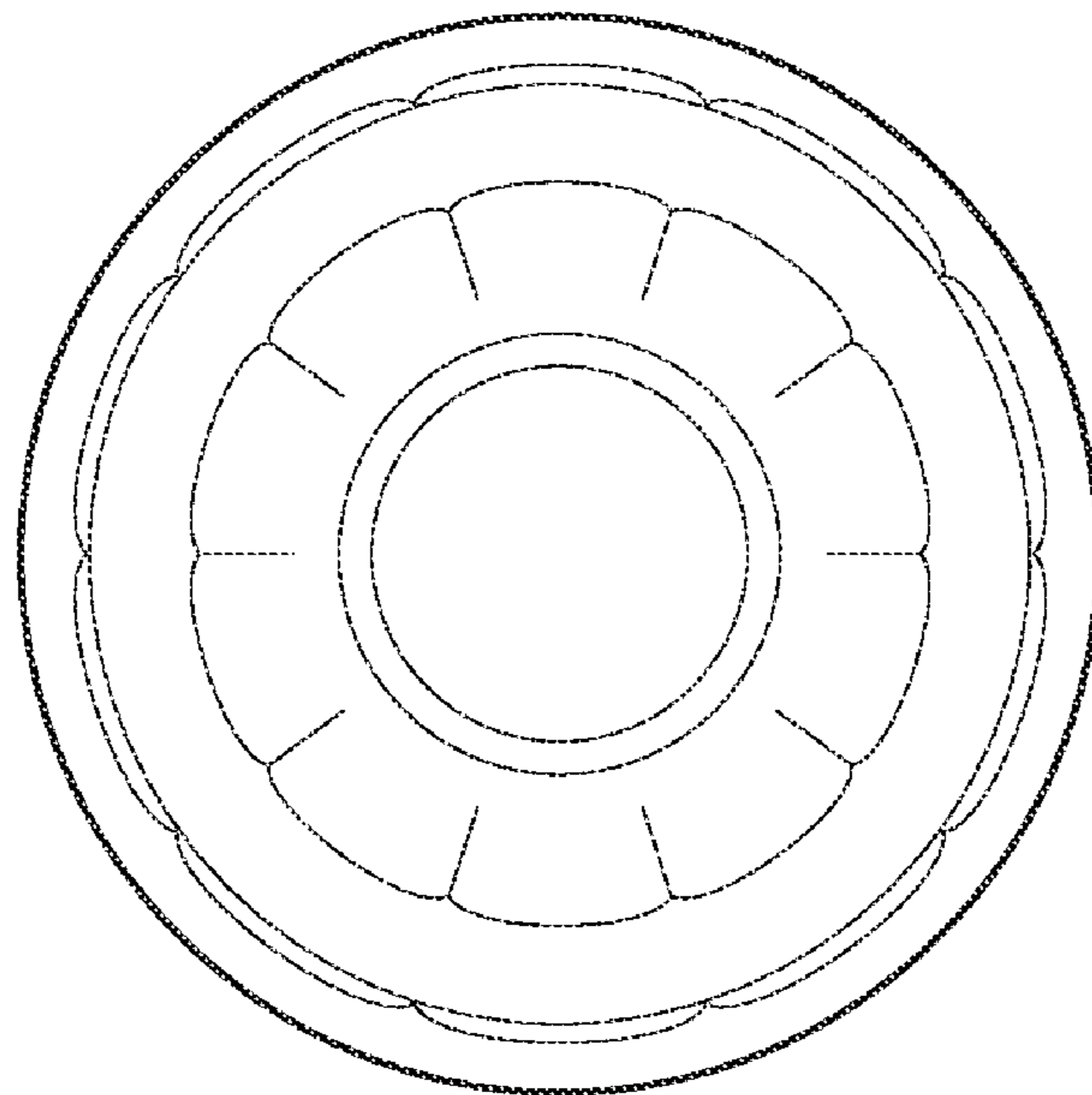


Fig. 6