



US00D651443S

(12) **United States Design Patent**
Wightman

(10) **Patent No.:** **US D651,443 S**
(45) **Date of Patent:** **** Jan. 3, 2012**

(54) **MATTRESS**

(75) Inventor: **Leona Wightman**, Huntley, IL (US)

(73) Assignee: **Serta, Inc.**, Hoffman Estates, IL (US)

(**) Term: **14 Years**

(21) Appl. No.: **29/383,811**

(22) Filed: **Jan. 21, 2011**

(51) **LOC (9) Cl.** **06-09**

(52) **U.S. Cl.** **D6/606; D6/605**

(58) **Field of Classification Search** D6/595,
D6/596, 602, 605, 511; 5/690, 692, 739,
5/663; 248/345.1; D8/403

See application file for complete search history.

(56) **References Cited**

U.S. PATENT DOCUMENTS

4,101,995	A	7/1978	Phillips	
4,312,087	A *	1/1982	De Geus	5/490
4,344,196	A *	8/1982	Large	5/496
5,029,353	A *	7/1991	Kimball et al.	5/497
5,173,976	A *	12/1992	Jubenville	5/497
5,970,544	A	10/1999	Kardell	
6,594,836	B1 *	7/2003	Everson et al.	5/485
D479,082	S	9/2003	Daughtery et al.	
6,983,500	B2 *	1/2006	Wootten	5/497
D550,406	S	9/2007	West	

OTHER PUBLICATIONS

Bed Times, The Business Journal for the Sleep Products Industry,
Supplies Guide 2011, Dec. 2010, p. 87.

* cited by examiner

Primary Examiner — Janice Seeger

(74) *Attorney, Agent, or Firm* — Quarles & Brady LLP; May M. Mowzoon

(57) **CLAIM**

The ornamental design for a mattress, as shown and described.

DESCRIPTION

FIG. 1 is a front, top perspective view of a first embodiment of a mattress showing my new design;

FIG. 2 is a left side view thereof, the right side being a mirror image thereof;

FIG. 3 is a front view thereof, the rear view being a mirror image thereof;

FIG. 4 is a front, top perspective view of a second embodiment of a mattress showing my new design;

FIG. 5 is a left side view thereof, the right side being a mirror image thereof;

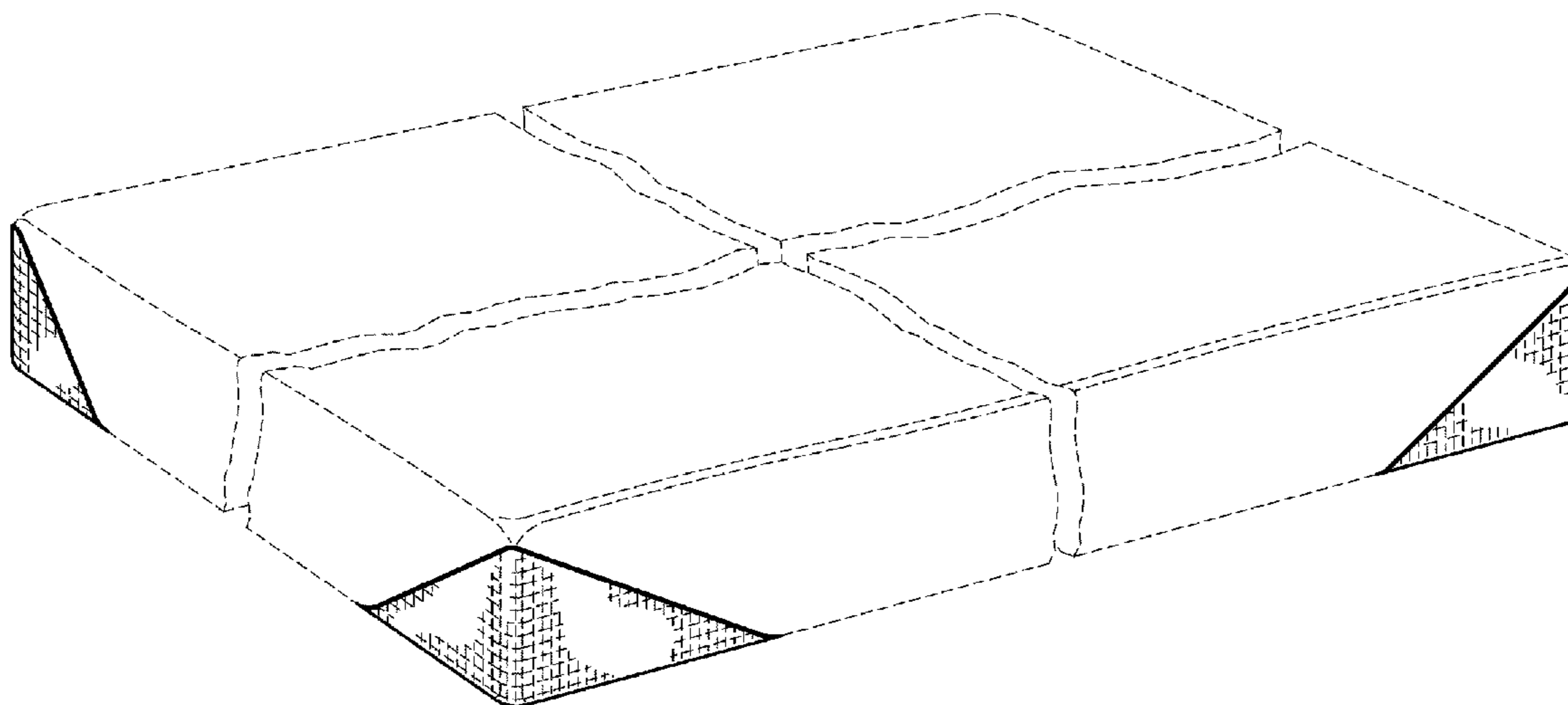
FIG. 6 is a front view thereof, the rear view being a mirror image thereof;

FIG. 7 a perspective view of the first embodiment showing the mattress in an alternate environment; and,

FIG. 8 is a perspective view of the first embodiment showing the mattress in a second alternate environment and in an articulated position.

The cross-hatch shading is used to illustrate a surface that is different in texture or color, without reference to any specific texture or color, than the adjacent environment. The broken lines are environmental and form no part of the claimed design.

1 Claim, 6 Drawing Sheets



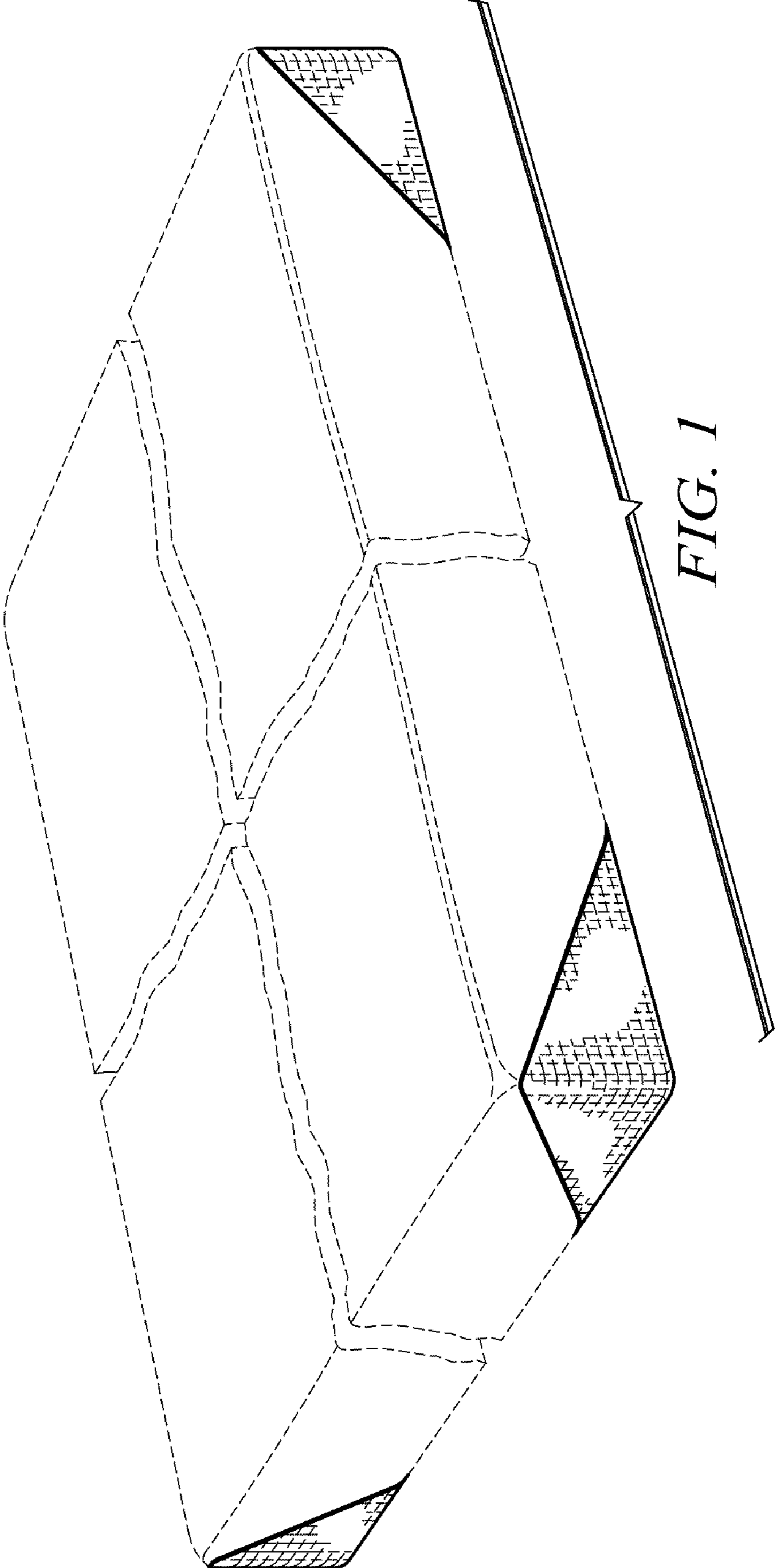


FIG. 1

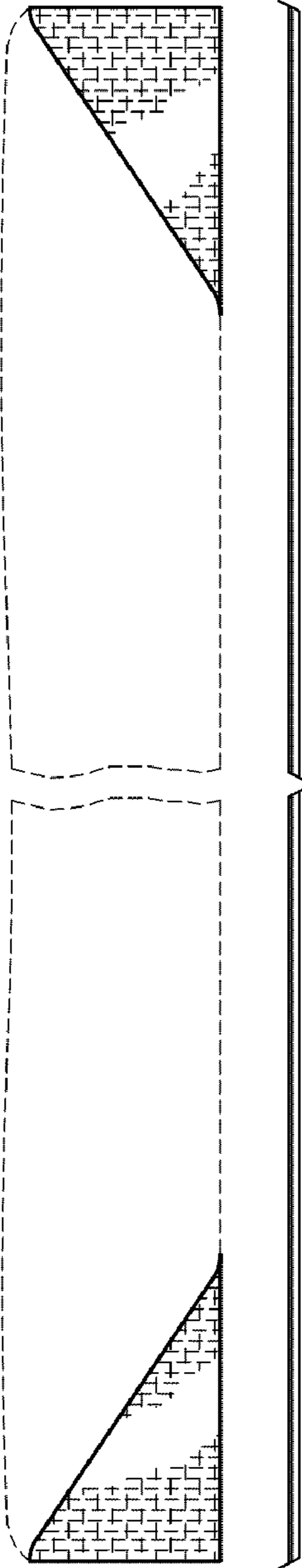


FIG. 2

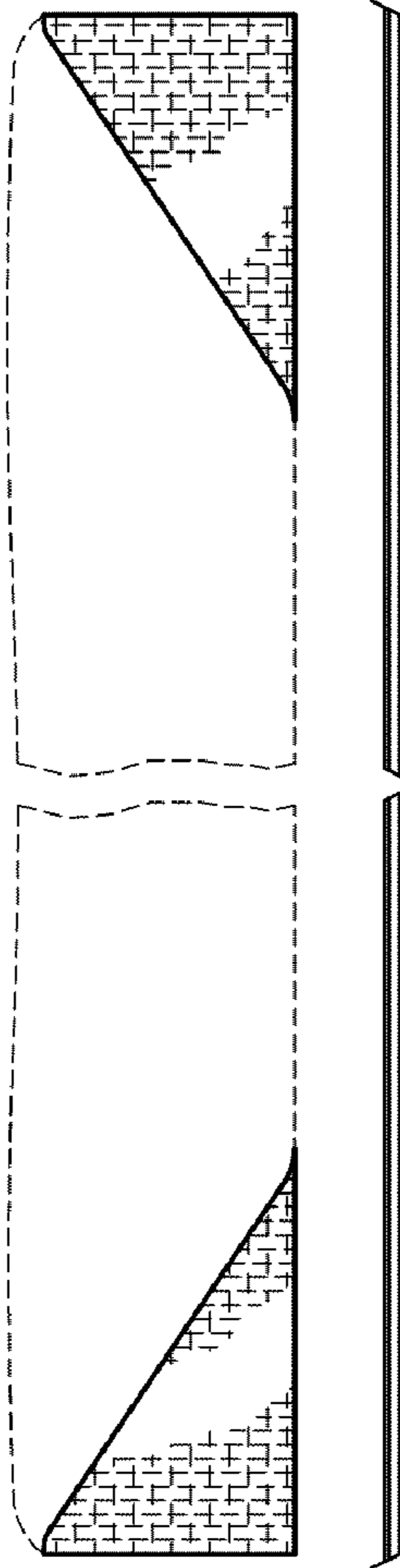
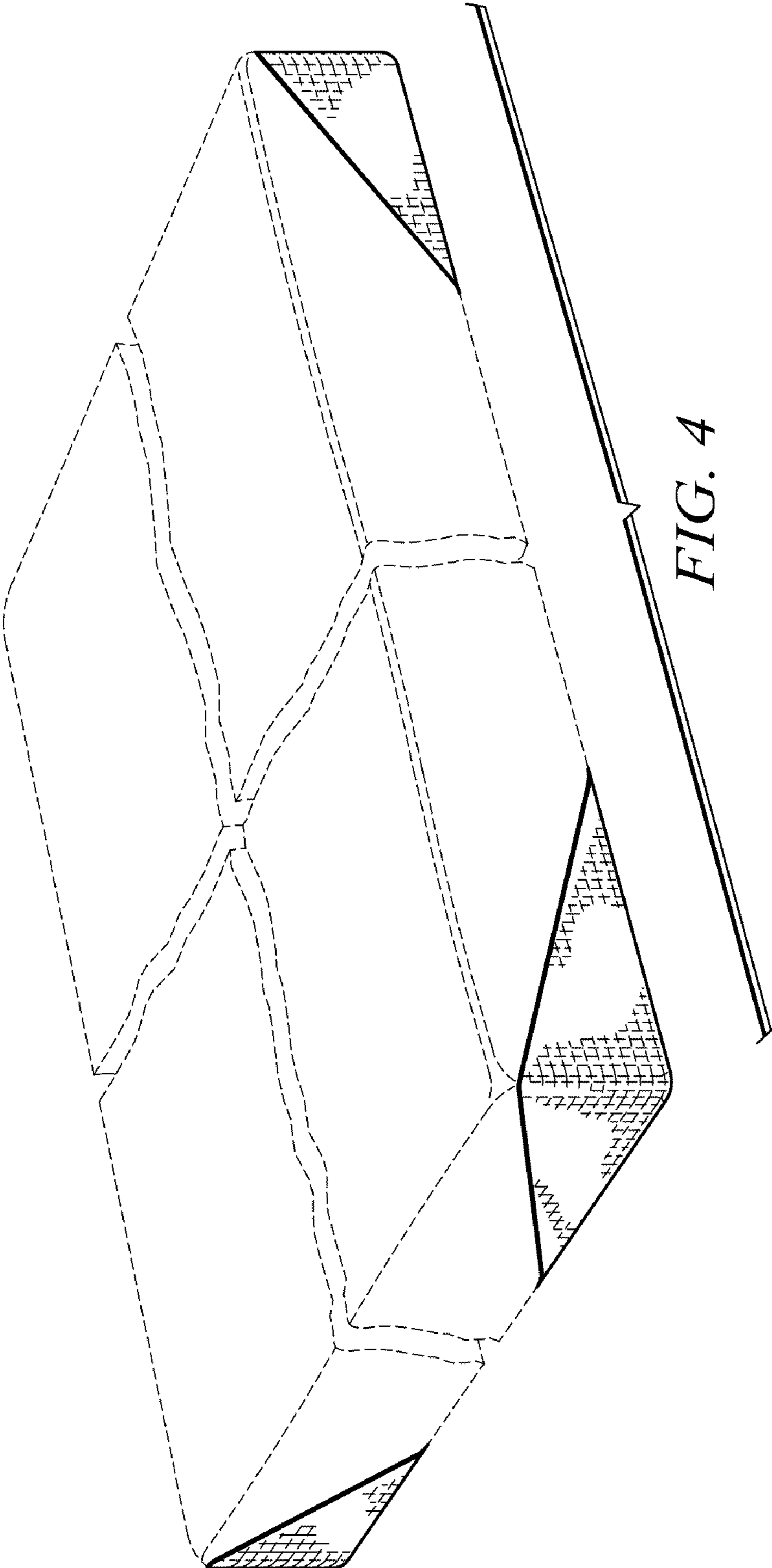


FIG. 3



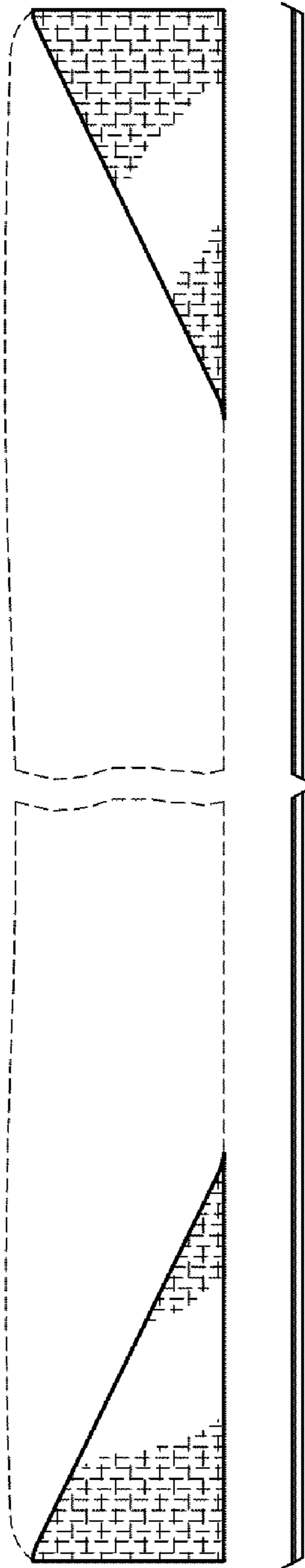


FIG. 5

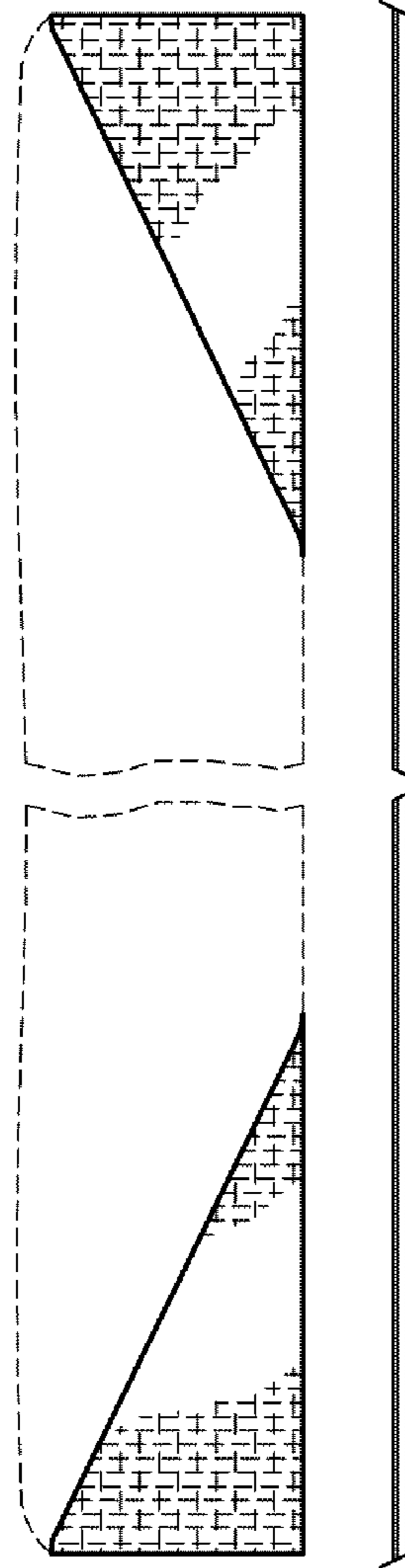


FIG. 6

