



US00D651441S

(12) **United States Design Patent**
Mariani et al.

(10) **Patent No.:** **US D651,441 S**
(45) **Date of Patent:** **** Jan. 3, 2012**

(54) **PILLOW CASE WITH CORNER HOLDERS**

(75) Inventors: **Michelle L. Mariani**, Grand Island, NE (US); **Heather A. Clifford**, Colorado Springs, CO (US); **Eric D. Stanley**, Yarmouth, ME (US)

(73) Assignee: **Soothsoft Innovations Worldwide, Inc.**, Grand Island, NE (US)

(**) Term: **14 Years**

(21) Appl. No.: **29/380,309**

(22) Filed: **Dec. 2, 2010**

(51) **LOC (9) Cl.** **06-09**

(52) **U.S. Cl.** **D6/601**

(58) **Field of Classification Search** D6/595,
D6/596, 601, 602, 603, 606; 5/630, 636-638,
5/640, 652, 653, 655, 655.9, 656, 657, 417,
5/420, 495, 496, 499, 500, 502, 482, 490,
5/491; 40/725

See application file for complete search history.

(56) **References Cited**

U.S. PATENT DOCUMENTS

1,876,591 A * 9/1932 Bawden 5/490
4,959,880 A * 10/1990 Tesch 5/636
5,184,362 A * 2/1993 Yager et al. 5/490

D411,401 S * 6/1999 Edick et al. D6/601
6,017,601 A * 1/2000 Amsel 428/36.1
6,668,400 B1 * 12/2003 Nichols et al. 5/485

* cited by examiner

Primary Examiner — Janice Seeger

(74) *Attorney, Agent, or Firm* — Lee G. Meyer, Esq.; Meyer & Associates, LLC

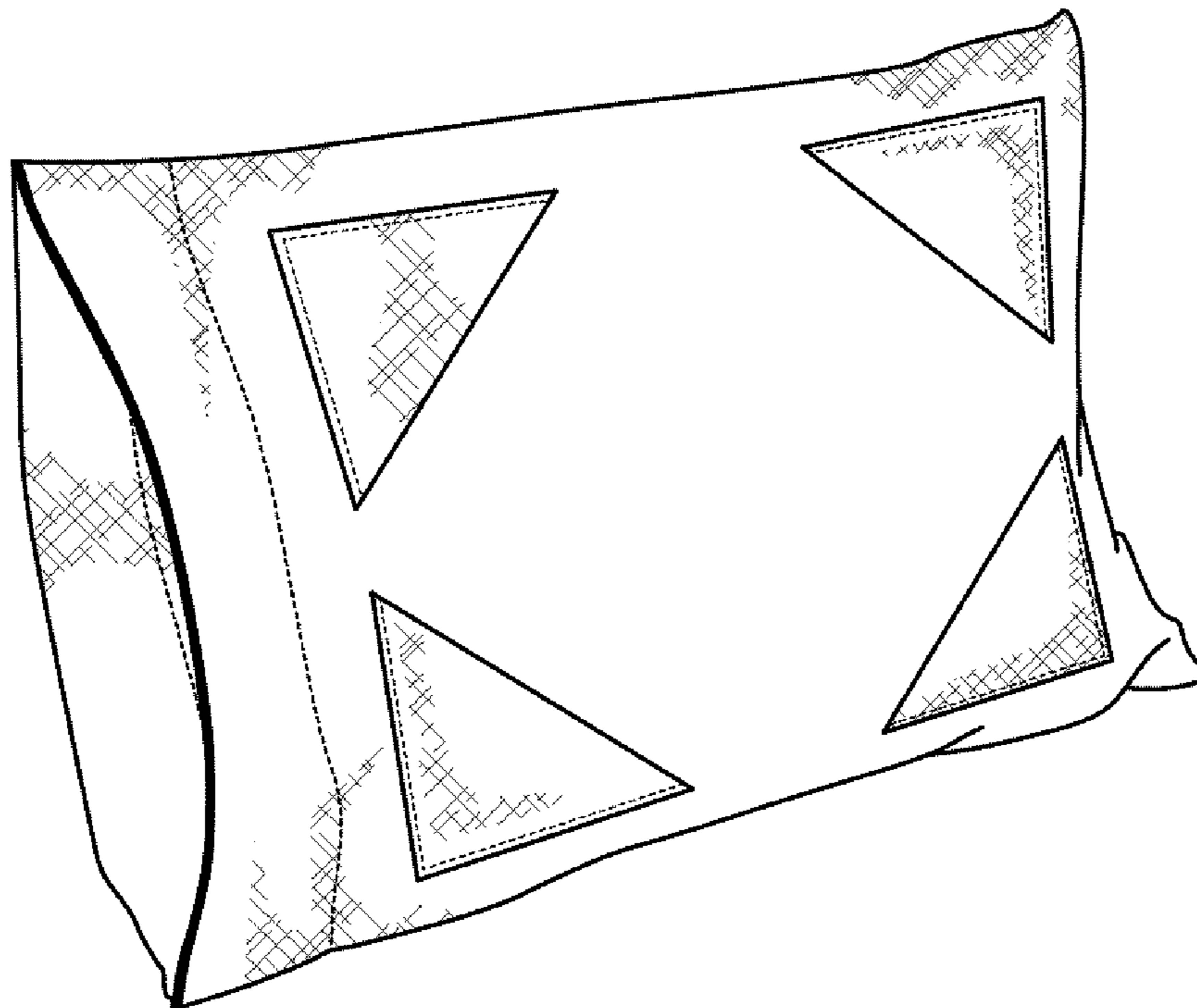
(57) **CLAIM**

The ornamental design for a pillow case with corner holders, as shown.

DESCRIPTION

FIG. 1 is a perspective view of a pillow case with corner holders showing our new design;
FIG. 2 is a top plan view of the pillow case with corner holders as shown in FIG. 1;
FIG. 3 is a bottom plan view of the pillow case with corner holders as shown in FIG. 1;
FIG. 4 is a right elevational view of the pillow case with corner holders as shown in FIG. 1;
FIG. 5 is a left elevational view of the pillow case with corner holders as shown in FIG. 1;
FIG. 6 is a front elevational view of the pillow case with corner holders as shown in FIG. 1; and,
FIG. 7 is a rear elevational view of the pillow case with corner holders as shown in FIG. 1.

1 Claim, 1 Drawing Sheet



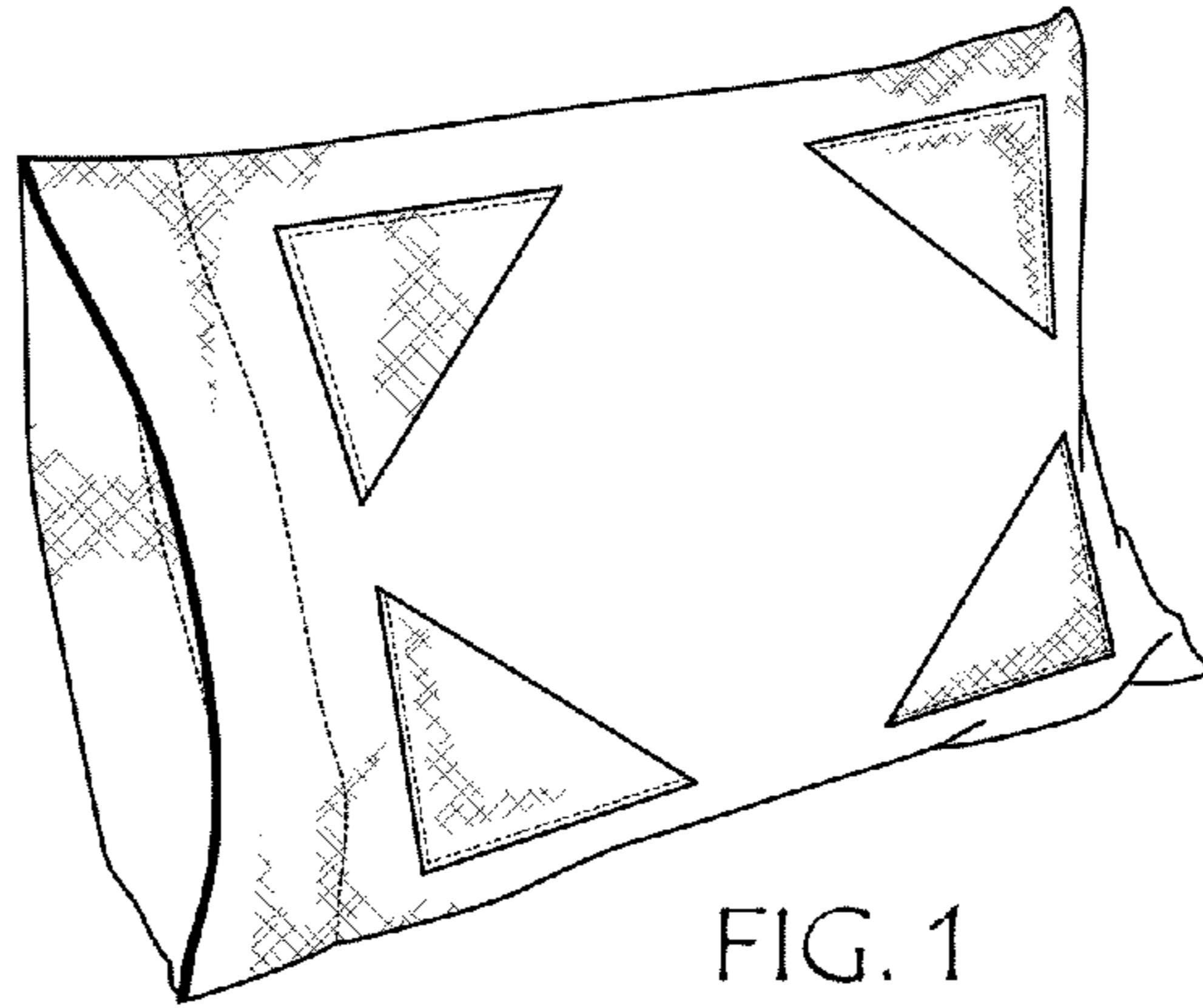


FIG. 1

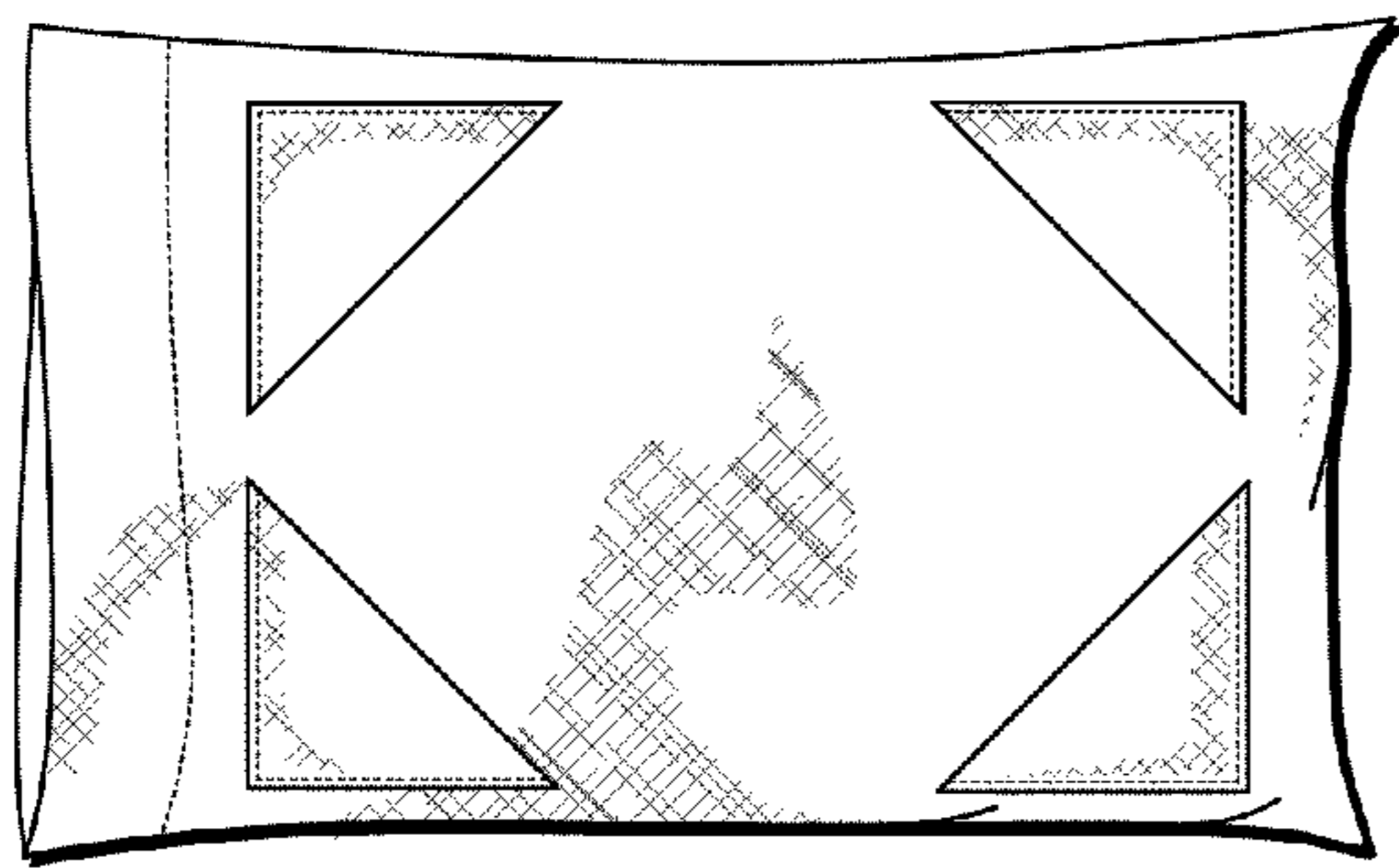


FIG. 2

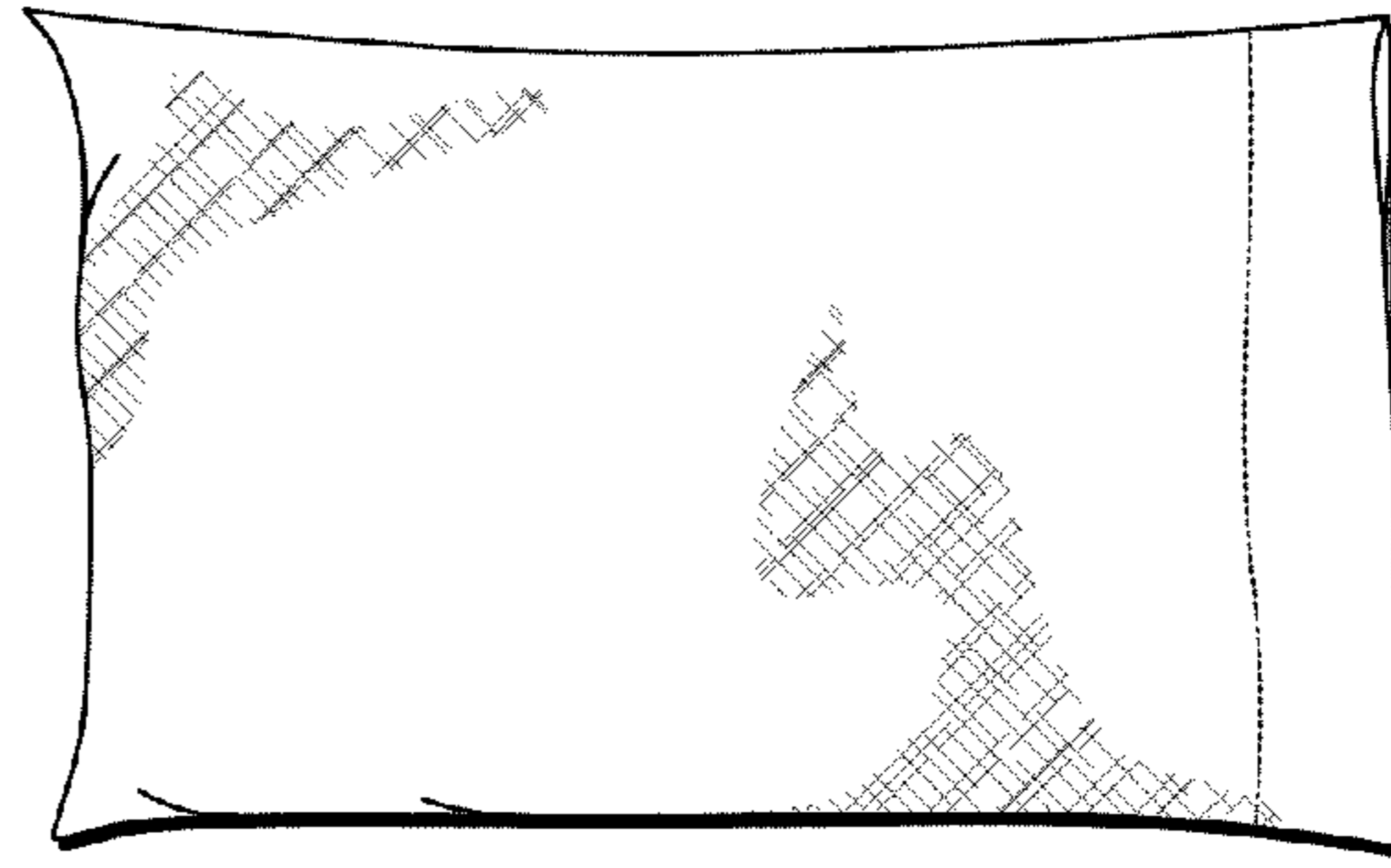


FIG. 3




FIG. 4

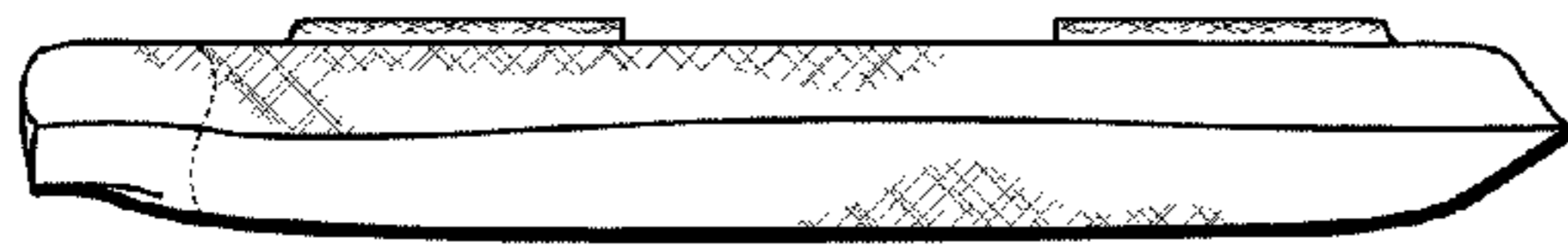


FIG. 5




FIG. 6

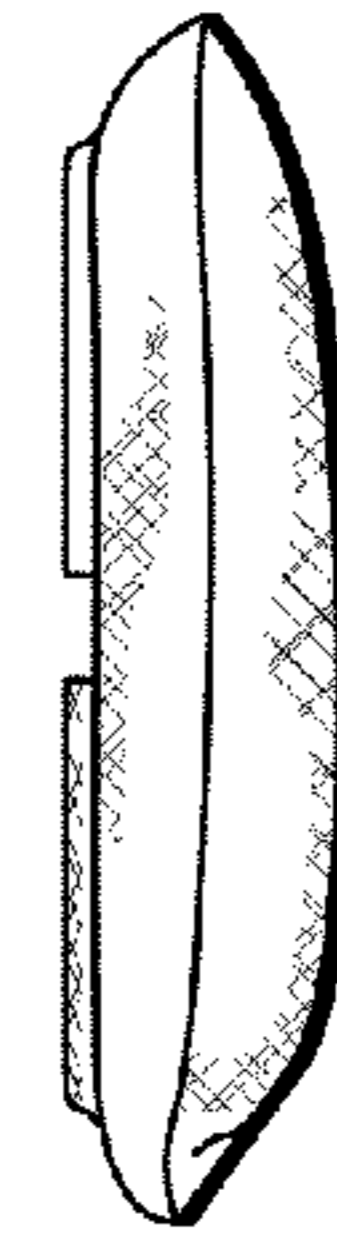


FIG. 7