



US00D651381S

(12) **United States Design Patent**
Simms

(10) **Patent No.:** **US D651,381 S**
(45) **Date of Patent:** **** Jan. 3, 2012**

(54) **OVERSHOE FOR ATHLETIC SHOES**

(76) Inventor: **Suzanne M. Simms**, San Mateo, CA
(US)

(**) Term: **14 Years**

(21) Appl. No.: **29/372,679**

(22) Filed: **Dec. 22, 2010**

Related U.S. Application Data

(62) Division of application No. 29/348,160, filed on Dec. 4, 2009, now Pat. No. Des. 631,644.

(51) **LOC (9) Cl.** **02-04**

(52) **U.S. Cl.** **D2/909**

(58) **Field of Classification Search** D2/896,
D2/901, 902, 906, 909, 910, 913, 914, 915,
D2/948, 954, 962, 972; 36/7.1 R, 113, 114,
36/126-130, 132, 2 R, 1.5, 58.5, 69, 77 R,
36/7.3, 135

See application file for complete search history.

(56) **References Cited**

U.S. PATENT DOCUMENTS

3,616,552	A *	11/1971	Kniffin	36/7.3
3,643,352	A *	2/1972	Adair	36/7.3
3,858,336	A *	1/1975	Brown	36/135
D249,908	S *	10/1978	Meinhart	D2/914
4,872,273	A *	10/1989	Smeed	36/135
D385,092	S *	10/1997	Holden	D2/909

D386,592	S *	11/1997	Lucas	D2/948
D399,041	S *	10/1998	Teague	D2/954
D437,676	S *	2/2001	Ferrer	D2/954
D446,912	S *	8/2001	Cockrell	D2/909
D548,430	S *	8/2007	Hulcy	D2/909

* cited by examiner

Primary Examiner — Rob M Spear

Assistant Examiner — Rashida C McCoy

(74) *Attorney, Agent, or Firm* — Blakely, Sokoloff, Taylor & Zafman LLP

(57) **CLAIM**

The ornamental design for an overshoe for athletic shoes, as shown and described.

DESCRIPTION

FIG. 1 shows a perspective view of an overshoe for athletic shoes;

FIG. 2 shows a right elevation view of the overshoe for athletic shoes of FIG. 1;

FIG. 3 shows a left elevation view of the overshoe for athletic shoes of FIG. 1;

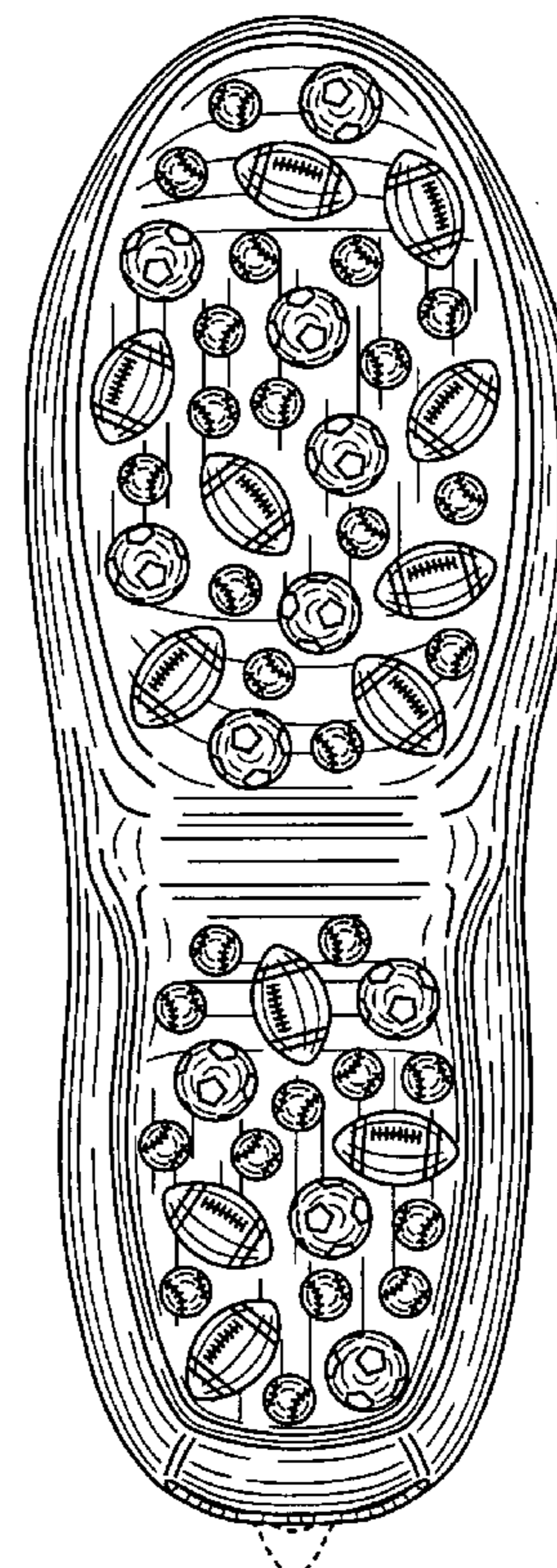
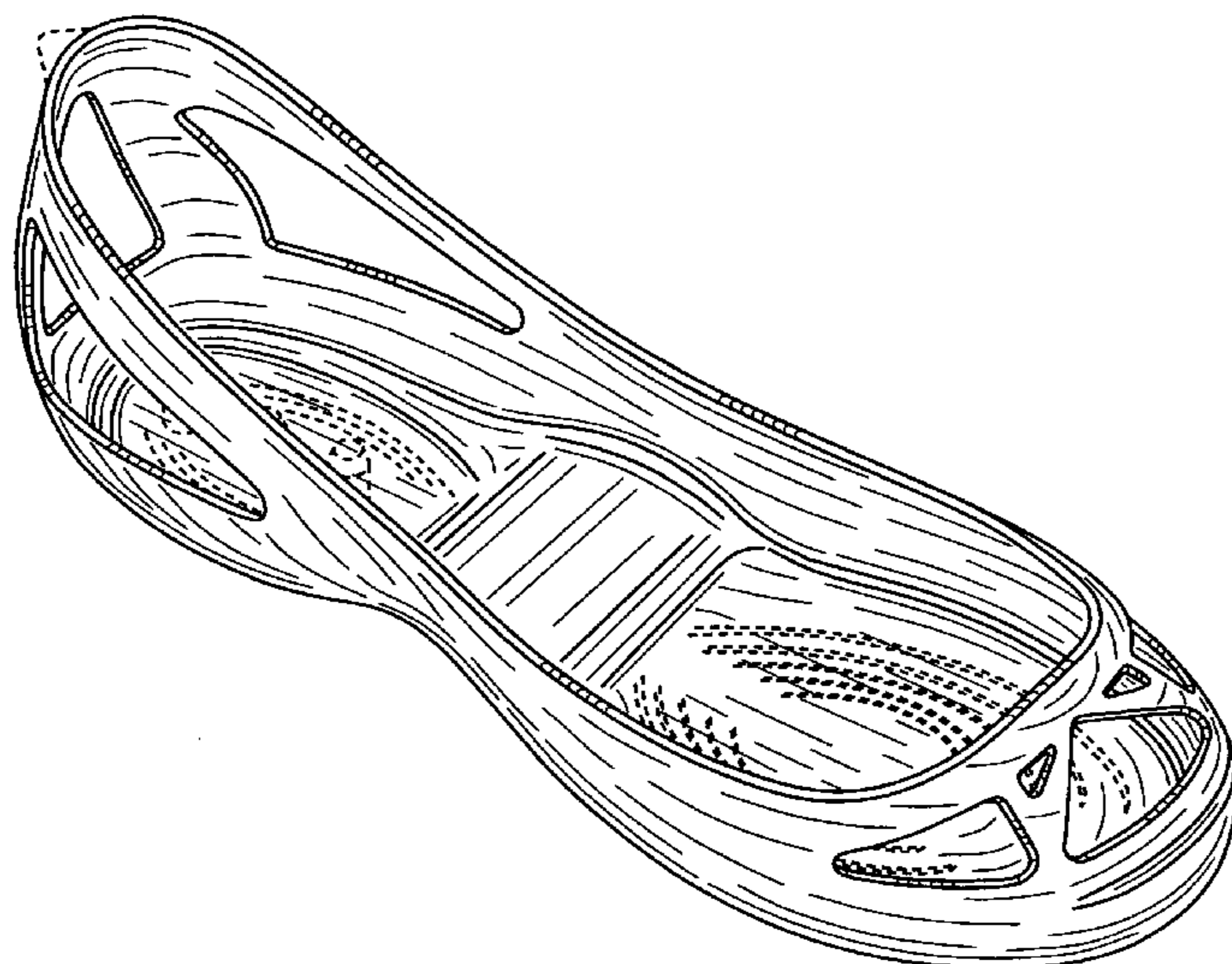
FIG. 4 shows a top view of the overshoe for athletic shoes of FIG. 1;

FIG. 5 shows a bottom view of the overshoe for athletic shoes of FIG. 1;

FIG. 6 shows a front view of the overshoe for athletic shoes of FIG. 1; and,

FIG. 7 shows a back view of the overshoe for athletic shoes of FIG. 1.

1 Claim, 6 Drawing Sheets



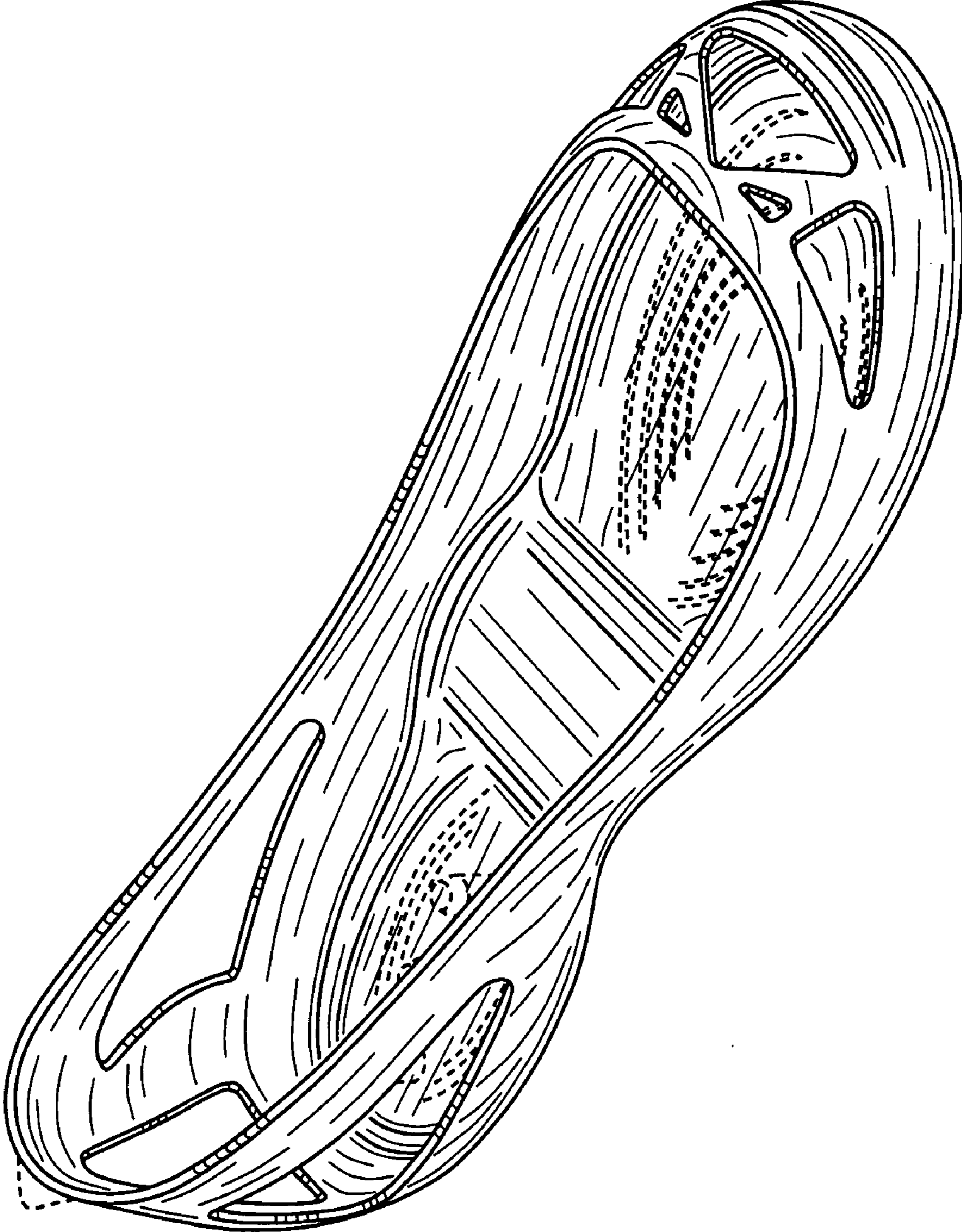


FIG. 1

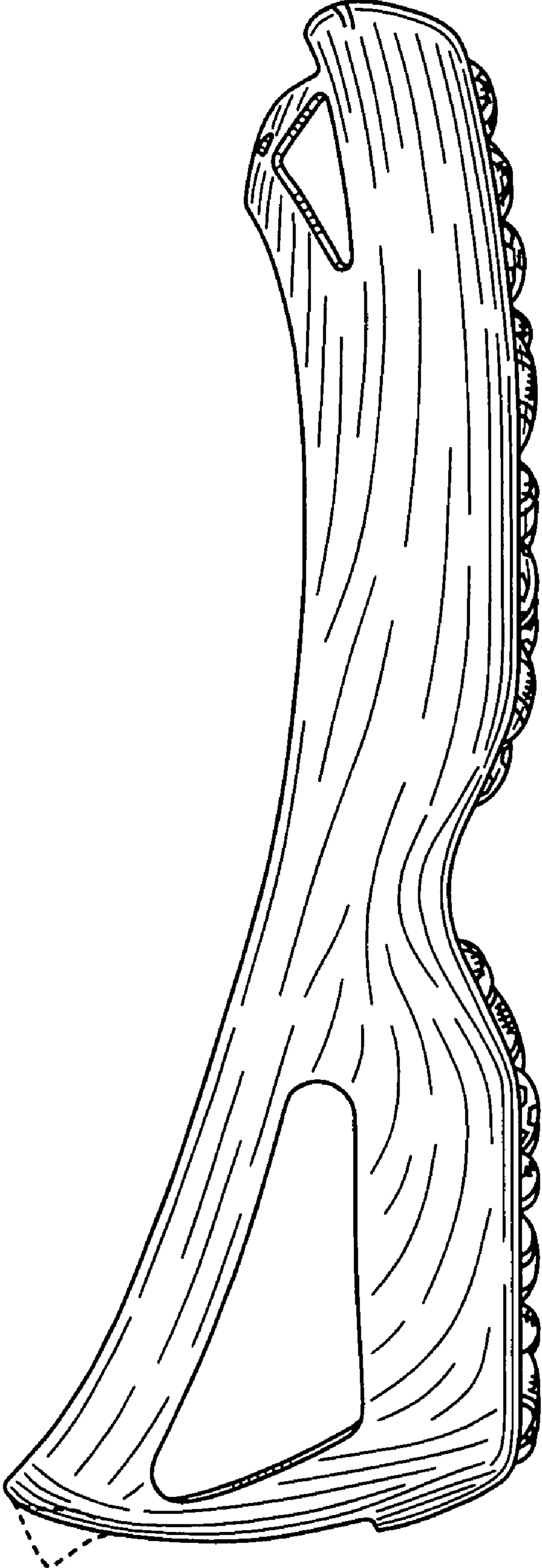


FIG. 2




FIG. 3

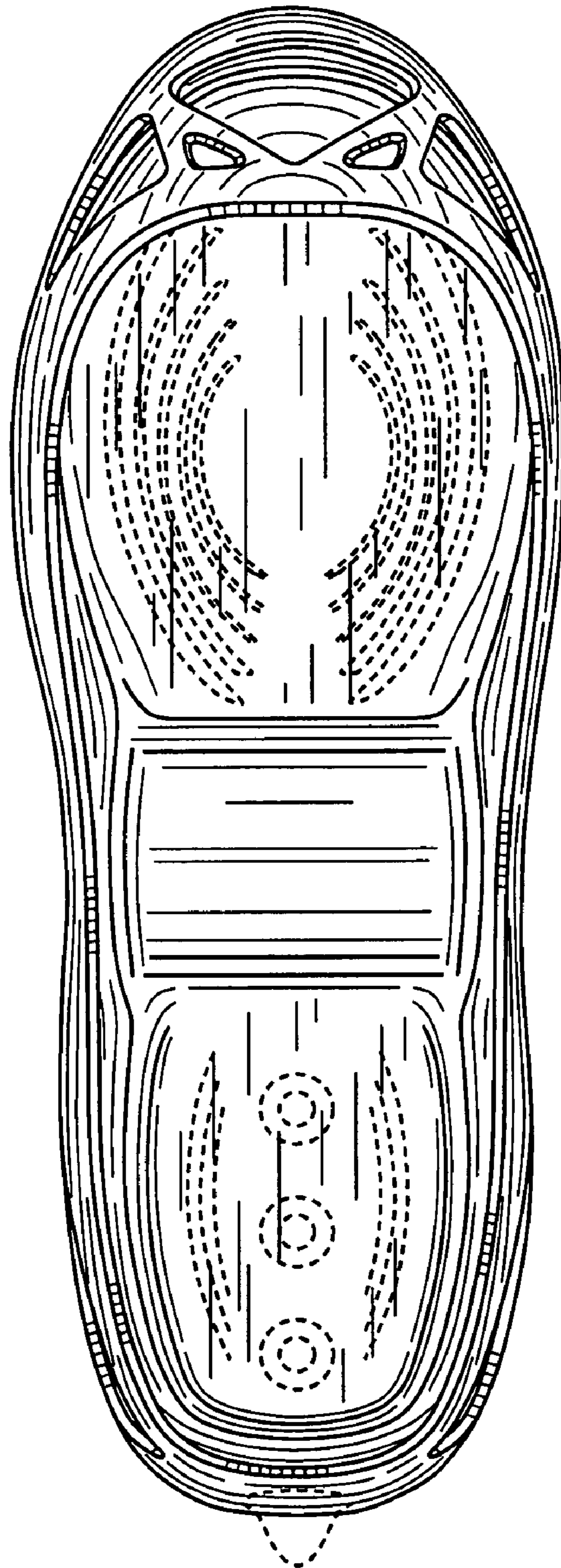


FIG. 4

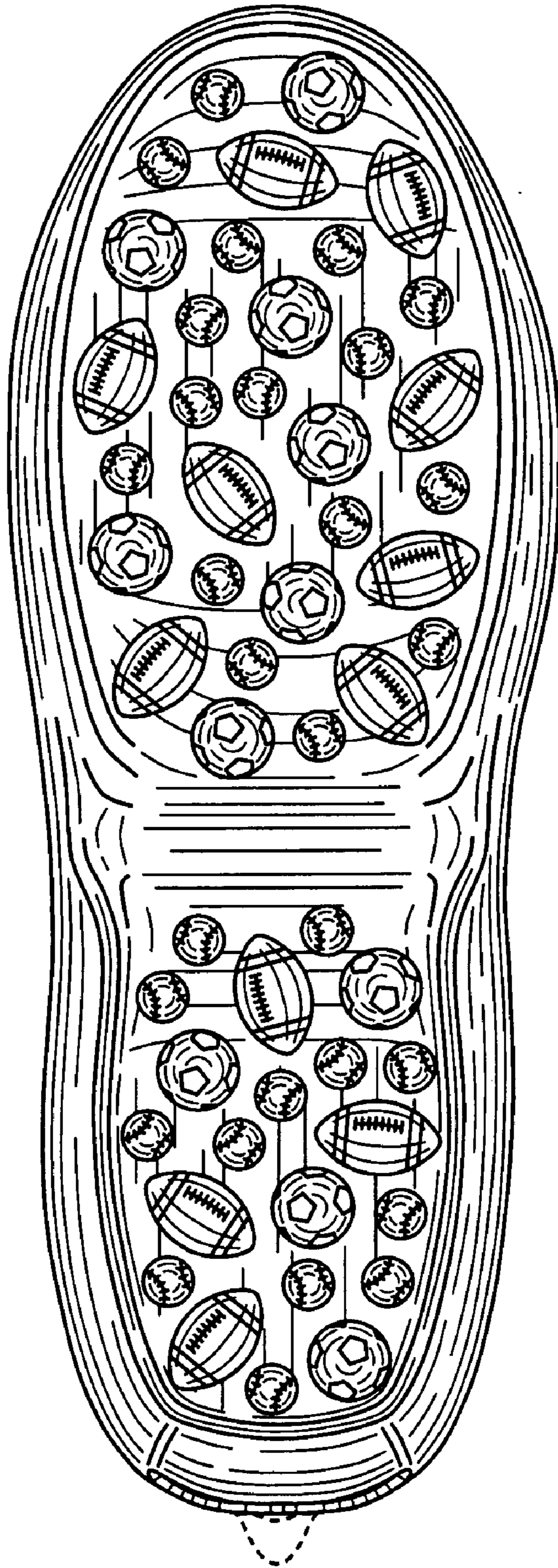


FIG. 5




FIG. 6

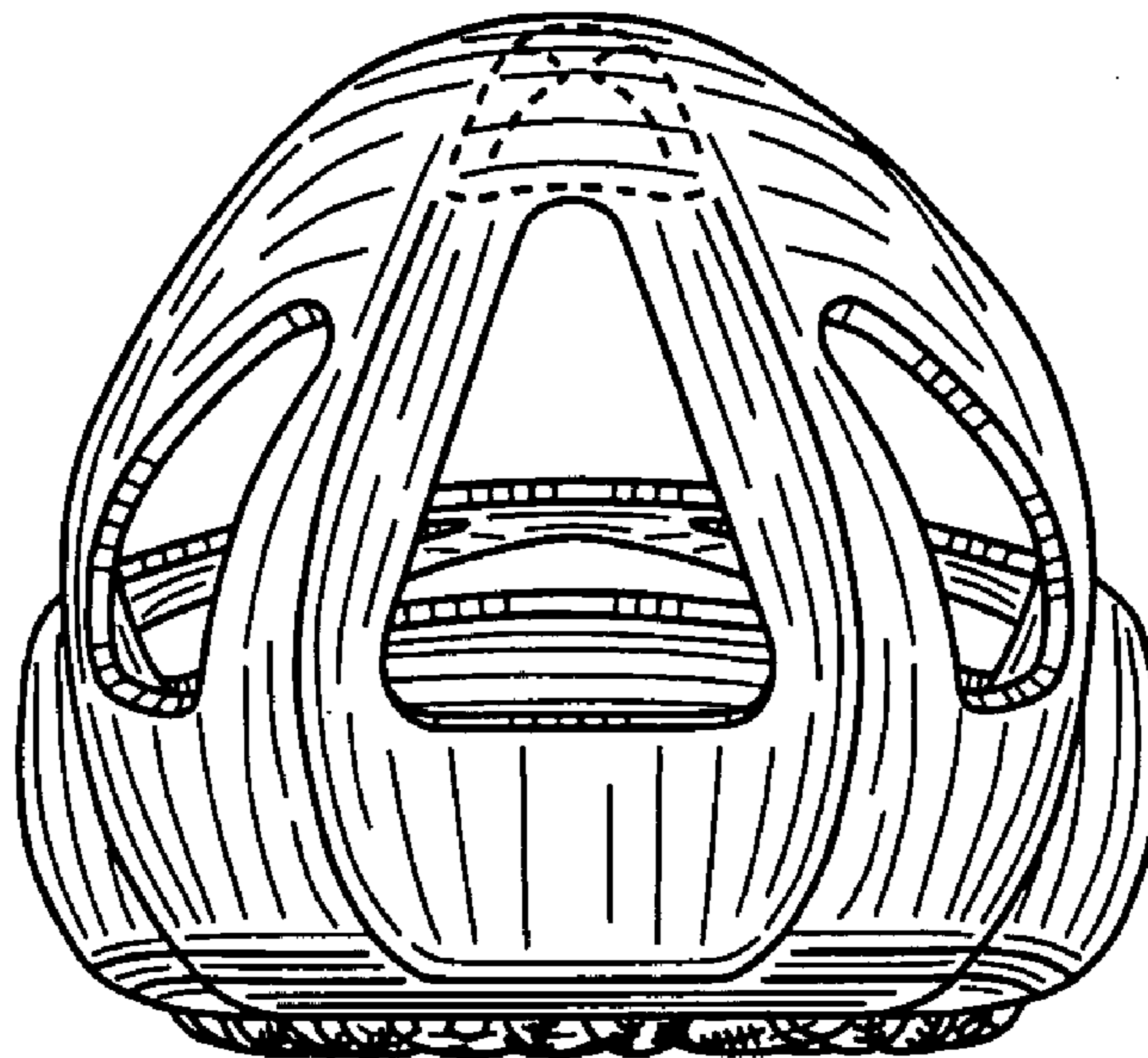


FIG. 7