



US00D651371S

(12) **United States Design Patent**
Seliskar et al.

(10) **Patent No.:** **US D651,371 S**

(45) **Date of Patent:** **** Dec. 27, 2011**

(54) **CAT SCRATCHER**

(75) Inventors: **Jill Seliskar**, Morrilton, AR (US); **Dan Peacock**, Morrilton, AR (US); **Kristie Hamilton**, Morrilton, AR (US)

(73) Assignee: **Cat Claws, Inc.**, Morrilton, AR (US)

(**) Term: **14 Years**

(21) Appl. No.: **29/379,690**

(22) Filed: **Nov. 23, 2010**

(51) **LOC (9) Cl.** **30-99**

(52) **U.S. Cl.** **D30/160; D6/349; D6/601; D30/118**

(58) **Field of Classification Search** D30/118,
D30/160; D6/349, 382, 595, 596, 601; 119/702,
119/706-711, 28.5

See application file for complete search history.

(56) **References Cited**

U.S. PATENT DOCUMENTS

D29,311 S * 9/1898 Murray D18/56
D198,619 S * 7/1964 Heintz D1/199
4,359,245 A * 11/1982 Franke 297/284.1

D406,473 S * 3/1999 Lin et al. D6/361
D466,749 S * 12/2002 O'Quinn D6/601
D524,067 S * 7/2006 Spear D6/349
D530,933 S * 10/2006 Vitaro D6/361
D627,523 S * 11/2010 Bise D30/160
D630,386 S * 1/2011 Bise D30/118
D644,795 S * 9/2011 Haaf D30/160

* cited by examiner

Primary Examiner — Cathy A MacCormac

(74) *Attorney, Agent, or Firm* — Dennis B. Haase

(57) **CLAIM**

The ornamental design for a cat scratcher, substantially as shown.

DESCRIPTION

FIG. 1 is a perspective view of a cat scratcher of the present invention;

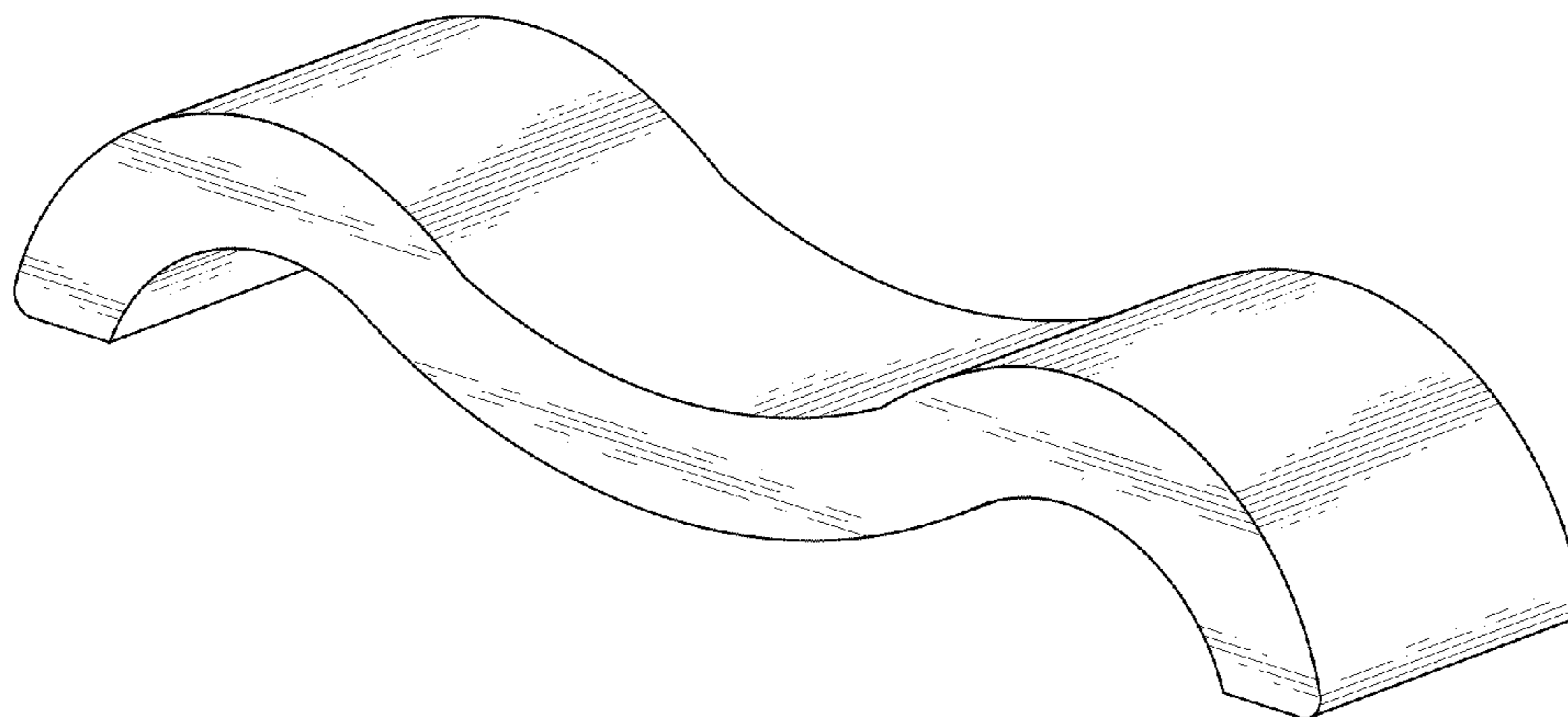
FIG. 2 is a front view thereof rear view is identical;

FIG. 3 is a top plan view thereof;

FIG. 4 is a right side view thereof the left side view is identical; and,

FIG. 5 is a bottom plan view thereof.

1 Claim, 1 Drawing Sheet



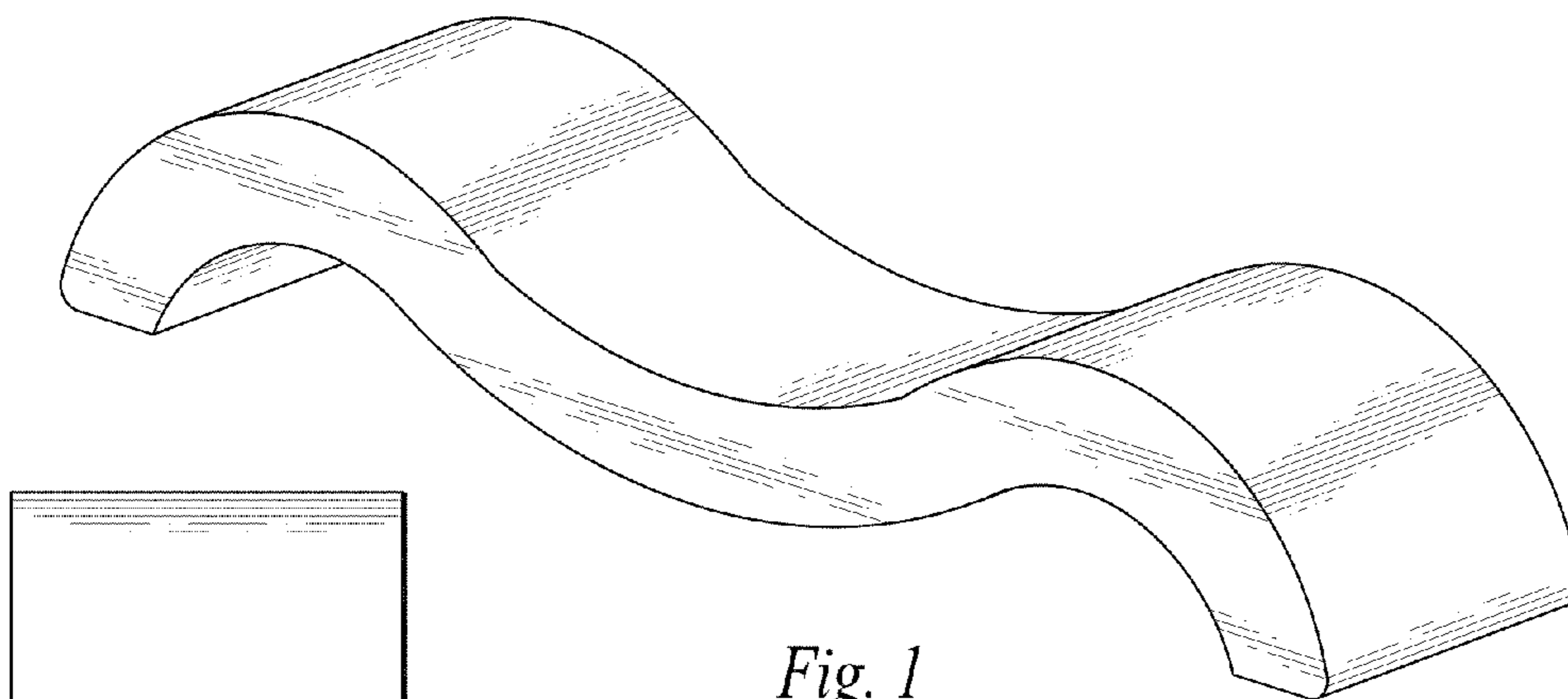


Fig. 1




Fig. 2




Fig. 3




Fig. 4

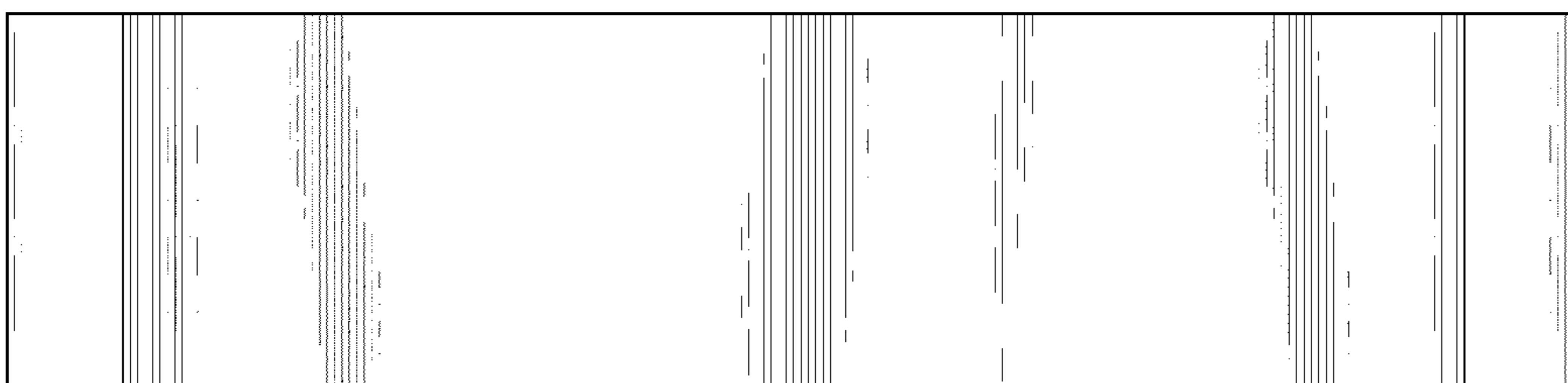


Fig. 5